



US00D457872S

(12) **United States Design Patent**
Tanio

(10) **Patent No.:** **US D457,872 S**

(45) **Date of Patent:** **** May 28, 2002**

(54) **VOICE RECORDER**

(75) Inventor: **Satoru Tanio**, Hachioji (JP)

(73) Assignee: **Olympus Optical Co., Ltd.**, Tokyo (JP)

(**) Term: **14 Years**

(21) Appl. No.: **29/141,372**

(22) Filed: **May 3, 2001**

(30) **Foreign Application Priority Data**

Dec. 28, 2000 (JP) 2000-037817

(51) **LOC (7) Cl.** **14-01**

(52) **U.S. Cl.** **D14/167**

(58) **Field of Search** D14/137, 154,
D14/155, 160-162, 164-168, 188, 192,
195, 197, 299; 455/344, 350, 351

(56) **References Cited**

U.S. PATENT DOCUMENTS

D406,139 S * 2/1999 Shimatsu et al. D14/167

D409,193 S * 5/1999 Mott et al. D14/167

D413,889 S * 9/1999 Nakano D14/167

D427,176 S * 6/2000 Obata D14/167

D428,405 S * 7/2000 Obata D14/167

* cited by examiner

Primary Examiner—Prabhakar Deshmukh

(74) *Attorney, Agent, or Firm*—Hogan & Hartson, L.L.P.

(57) **CLAIM**

The ornamental design for a voice recorder, as shown and described.

DESCRIPTION

FIG. 1 is a front, top and left side perspective view of a voice recorder showing my new design;

FIG. 2 is a rear, bottom and right side perspective view thereof;

FIG. 3 is a front elevational view thereof;

FIG. 4 is a rear elevational view thereof;

FIG. 5 is a top plan view thereof;

FIG. 6 is a bottom plan view thereof;

FIG. 7 is a right side elevational view thereof; and,

FIG. 8 is a left side elevational view thereof.

1 Claim, 8 Drawing Sheets




FIG. 1




FIG. 2

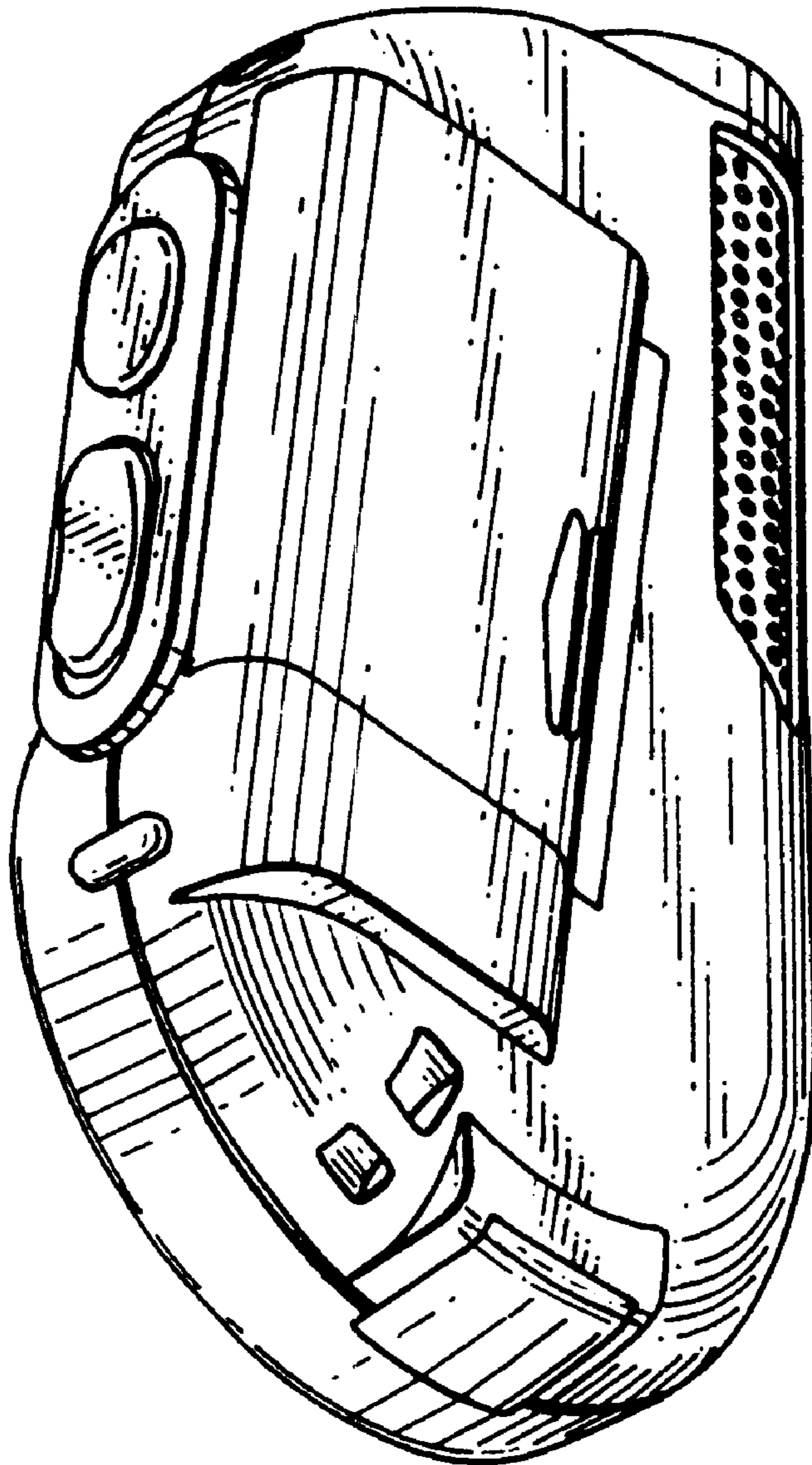


FIG. 3




FIG. 4

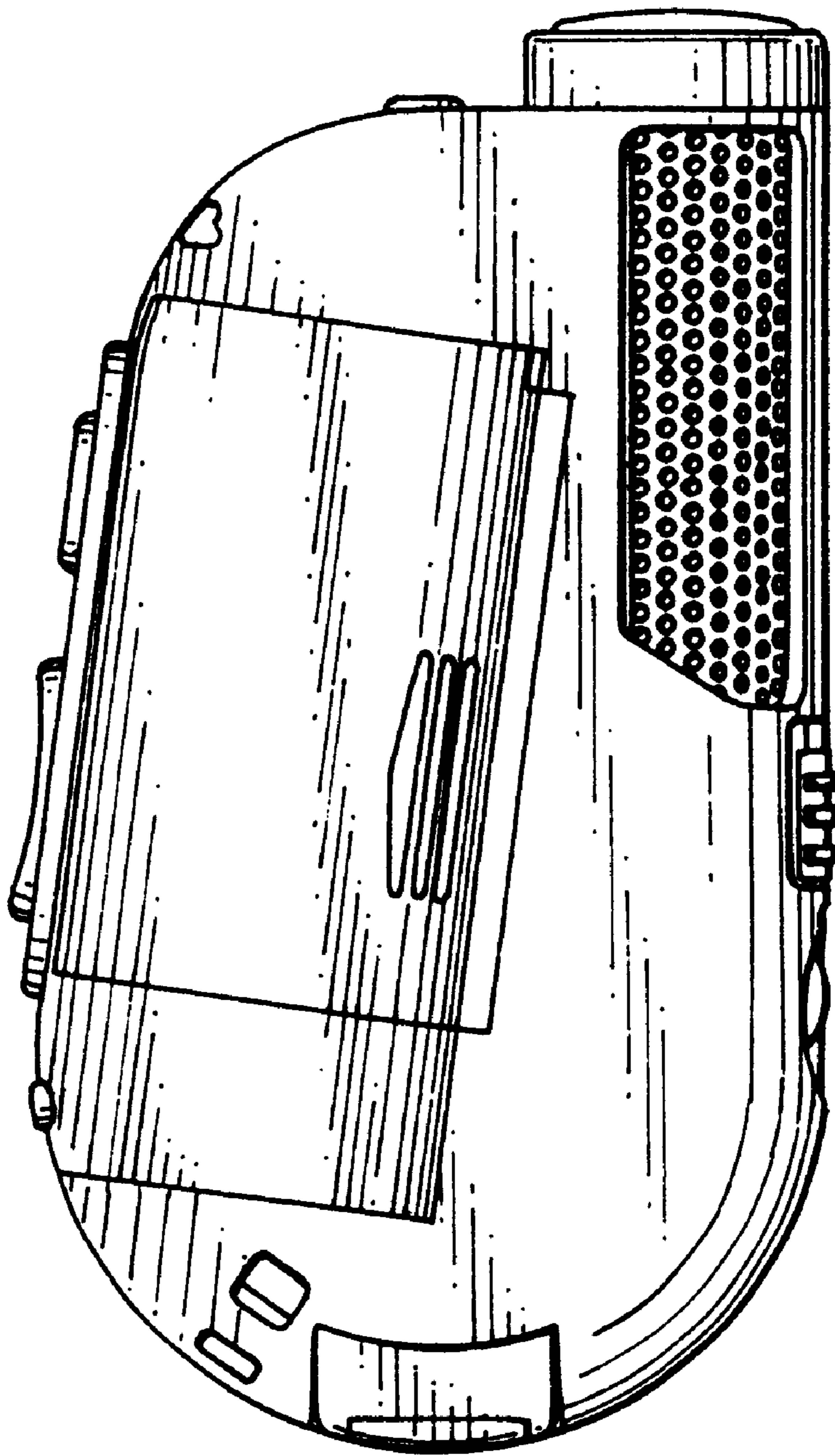


FIG. 5




FIG. 6

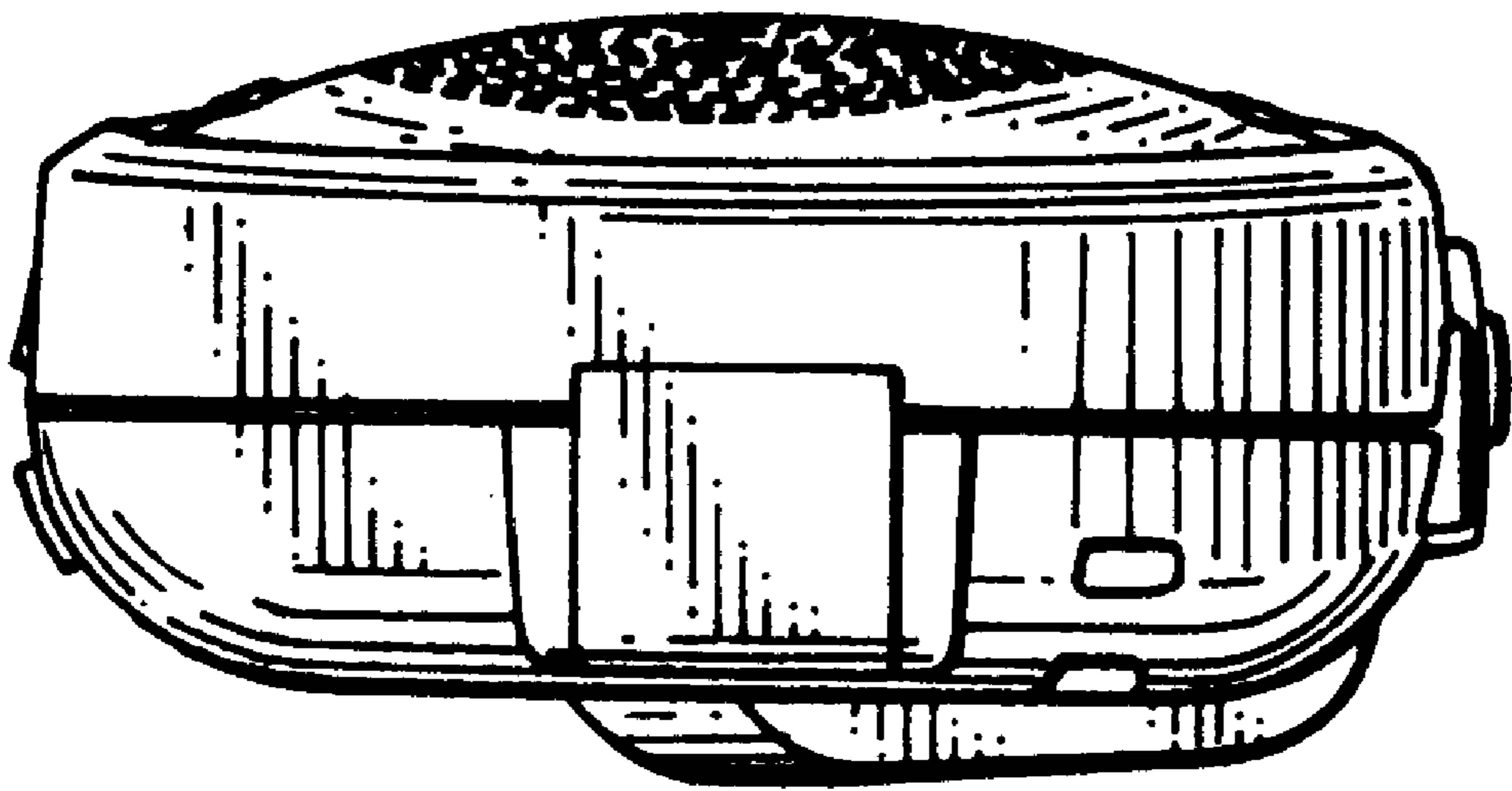


FIG. 7




FIG. 8

