



US00D457871S

(12) **United States Design Patent**  
**Kobayashi**

(10) **Patent No.:** **US D457,871 S**

(45) **Date of Patent:** **\*\* May 28, 2002**

(54) **DISC PLAYER**

(75) Inventor: **Takayuki Kobayashi**, Tokyo (JP)

(73) Assignee: **Sony Corporation**, Tokyo (JP)

(\*\*) Term: **14 Years**

(21) Appl. No.: **29/145,029**

(22) Filed: **Jul. 16, 2001**

(51) **LOC (7) Cl.** ..... **14-01**

(52) **U.S. Cl.** ..... **D14/156; D14/257**

(58) **Field of Search** ..... **D10/30, 38, 39;**  
**D14/135-136, 156-157, 160, 167-168,**  
**217, 299, 257; 369/75.1, 75.2, 77.1, 77.2**

(56) **References Cited**

**U.S. PATENT DOCUMENTS**

D313,018 S	*	12/1990	Funabashi	.....	D14/156
D378,738 S	*	4/1997	Gazzola	.....	D10/39 X
D415,757 S	*	10/1999	Takahashi et al.	.....	D14/156
6,028,737 A	*	2/2000	Khuu	.....	369/75.1 X
D421,916 S	*	3/2000	Iwanaga	.....	D10/30
D427,988 S	*	7/2000	Haney	.....	D14/156
D431,543 S		10/2000	Yuyama		
D441,736 S		5/2001	Yoneda		

**OTHER PUBLICATIONS**

Catalog "95", p. 70, Sony Corporation, (Jul. 2000).  
Home page "Sony consumer electronic guide", 1 pg., Sony Corporation,(2000).

\* cited by examiner

*Primary Examiner*—Nanda Bondade

(74) *Attorney, Agent, or Firm*—Rader, Fishman & Grauer, PLLC

(57) **CLAIM**

The ornamental design for a disc player, as shown and described.

**DESCRIPTION**

FIG. 1 is a perspective view of a disc player showing my new design;

FIG. 2 is a front elevational view thereof;

FIG. 3 is a left side elevational view thereof;

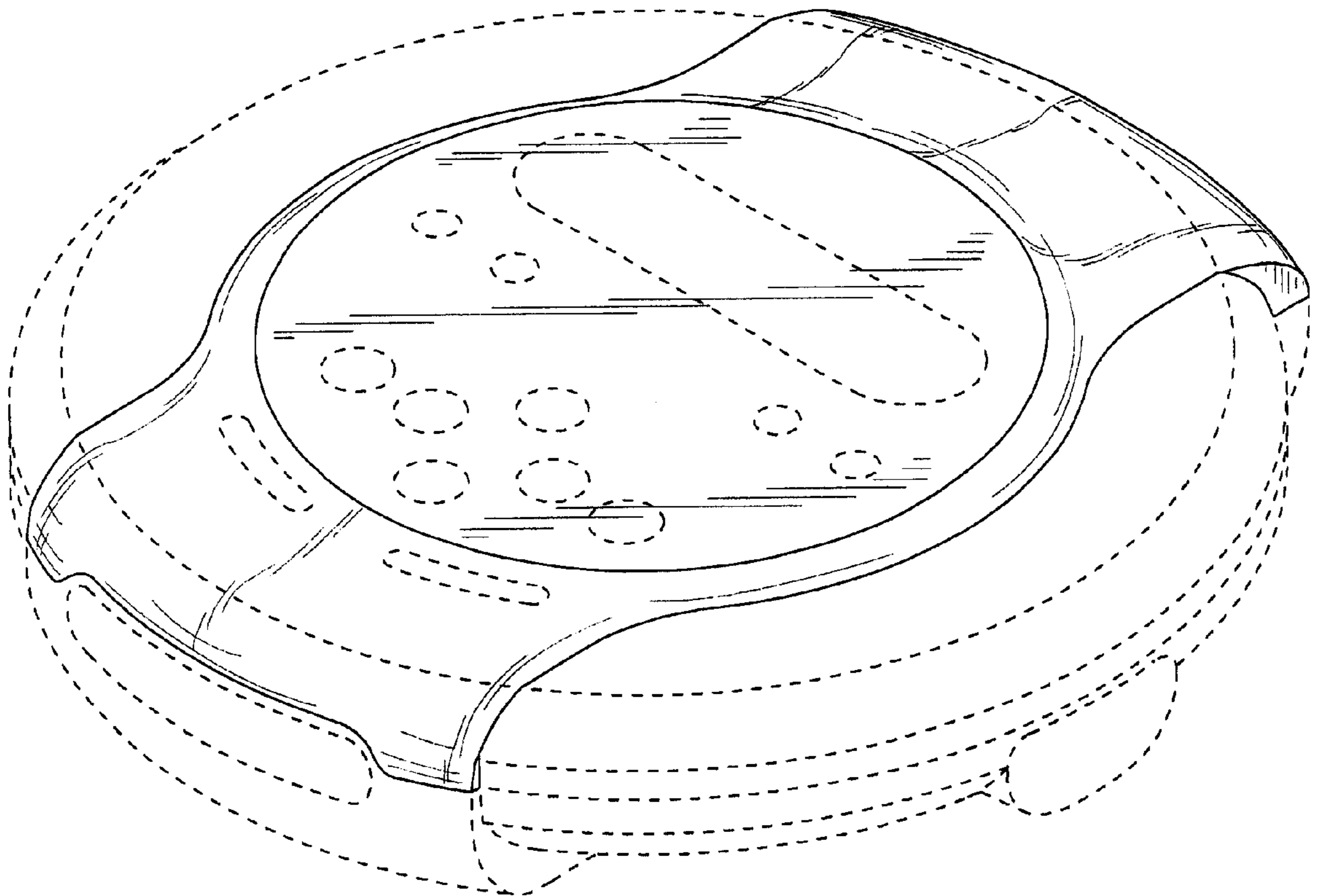
FIG. 4 is a right side elevational view thereof;

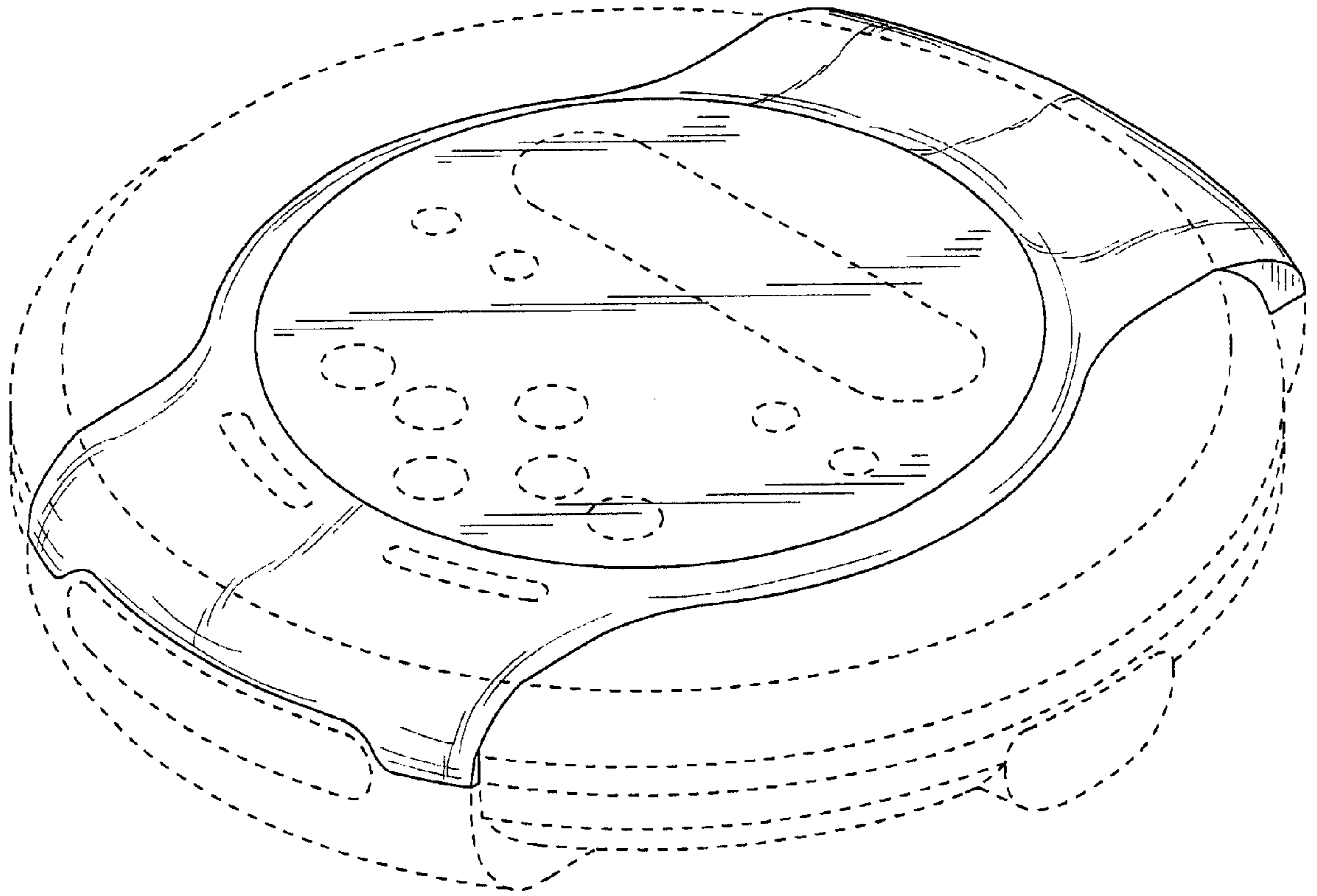
FIG. 5 is a top plan view thereof; and,

FIG. 6 is a bottom plan view thereof.

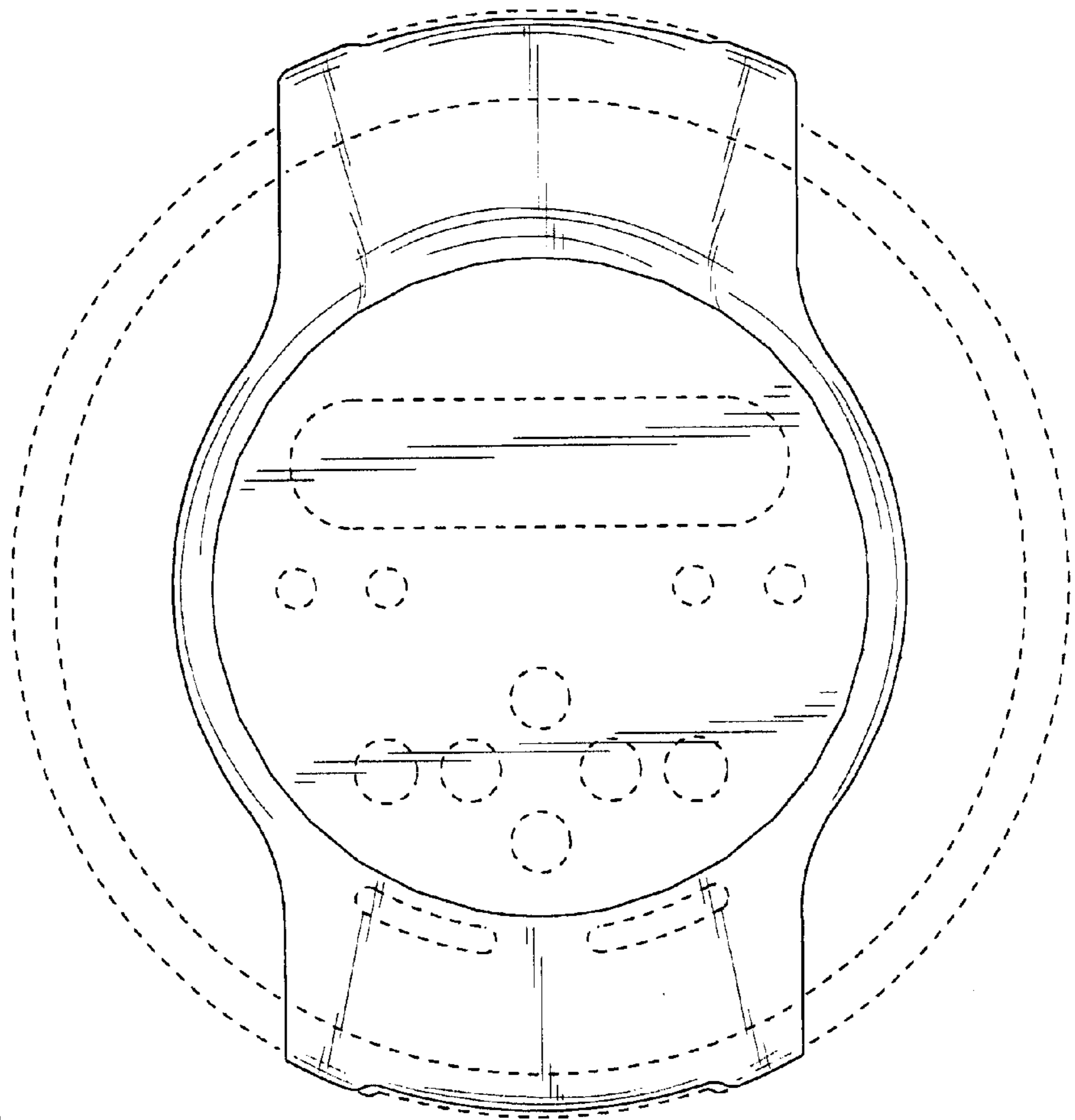
The broken line showing on FIGS. 1-6 is for illustrative purposes only and forms no part of the claimed design.

**1 Claim, 4 Drawing Sheets**

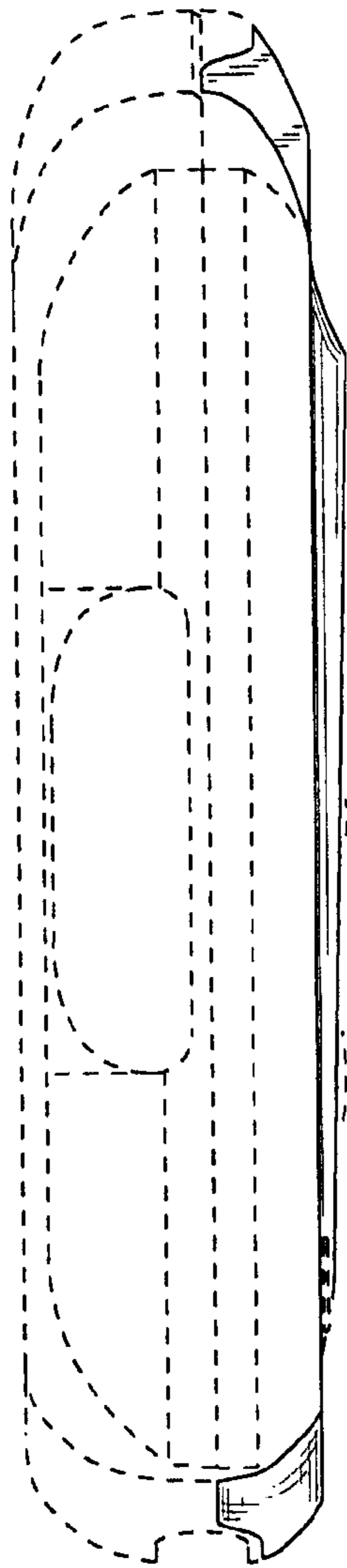




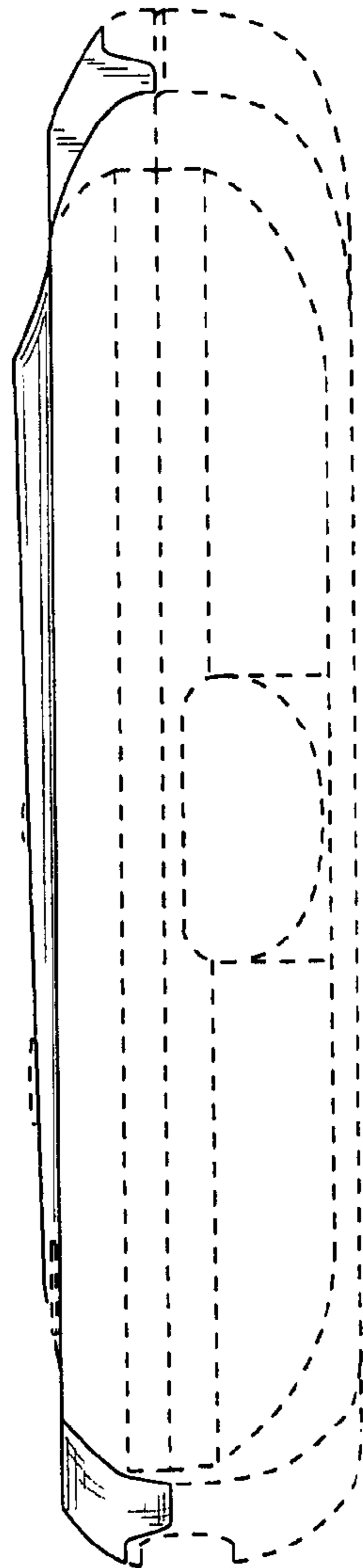
**Fig. 1**



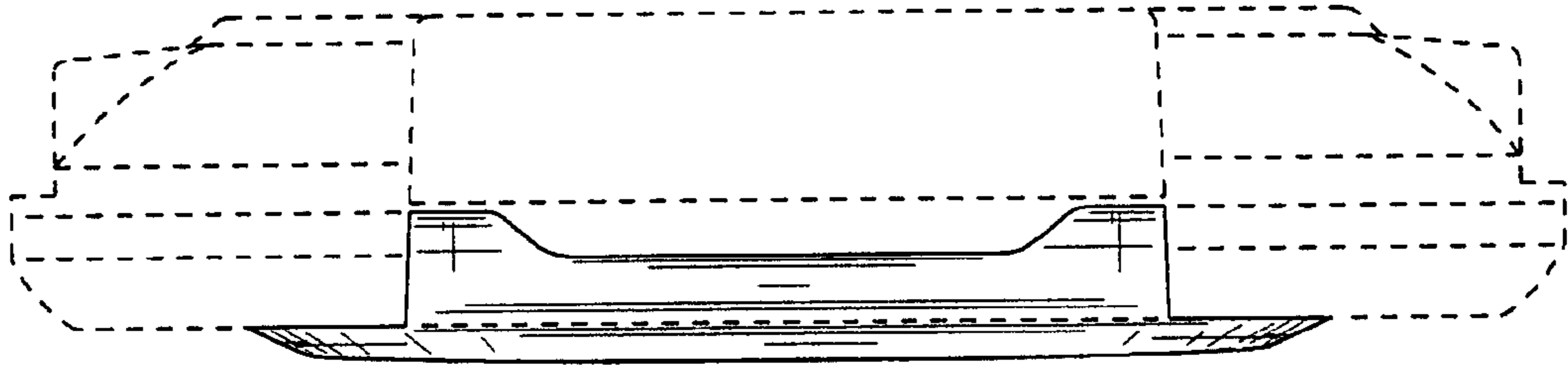
**Fig. 2**




**FIG. 3**



**FIG. 4**



**FIG. 5**



**FIG. 6**