



US00D457865S

(12) **United States Design Patent**
Lam

(10) **Patent No.:** **US D457,865 S**

(45) **Date of Patent:** **** May 28, 2002**

(54) **MINI PHONE WITHOUT DISPLAY**

(75) **Inventor:** **Andy Sai-kong Lam, Hong Kong (CN)**

(73) **Assignee:** **Higear Limited, Hong Kong (CN)**

(**) **Term:** **14 Years**

(21) **Appl. No.:** **29/148,313**

(22) **Filed:** **Sep. 17, 2001**

(51) **LOC (7) Cl.** **14-03**

(52) **U.S. Cl.** **D14/147; D14/150**

(58) **Field of Search** **D14/137, 138, D14/218, 147-148, 247-248, 144, 240, 149-151, 225-228, 191, 192, 338-390, 155, 159, 399, 400, 406, 426; 379/433.01-433.13, 419, 434-436, 428.01-428.04, 420.01-420.04, 440, 430; 455/550-575, 90; D18/2, 6, 7; D3/218**

(56) **References Cited**

U.S. PATENT DOCUMENTS

4,754,484	A	*	6/1988	Larkin et al.	379/430
D298,034	S	*	10/1988	Yoshiharu	D14/147
D303,116	S	*	8/1989	Richards et al.	D14/226
D308,971	S	*	7/1990	Weiser et al.	D14/138
D346,382	S	*	4/1994	Ando et al.	D14/138
D350,747	S	*	9/1994	McClendon	D14/150
D359,959	S	*	7/1995	Scianna, Sr. et al.	D14/247
D376,599	S	*	12/1996	Lindeman et al.	D14/225

D391,955	S	*	3/1998	Nagele et al.	D14/150
5,724,667	A	*	3/1998	Furuno	455/575
D395,433	S	*	6/1998	Kee	D14/192
5,940,503	A	*	8/1999	Palett et al.	379/454
D422,587	S	*	4/2000	Wild	D14/138
6,052,464	A	*	4/2000	Harris et al.	379/433.07
6,137,883	A	*	10/2000	Kaschke et al.	379/433.07
D433,671	S	*	11/2000	Fitzgerald	D14/142
D434,403	S	*	11/2000	Jaynes et al.	D14/138
D435,030	S	*	12/2000	Mak	D14/150
D440,560	S	*	4/2001	Tokiyama et al.	D14/225
D450,677	S	*	11/2001	Solomita et al.	D14/150

* cited by examiner

Primary Examiner—Jeffrey Asch

(74) *Attorney, Agent, or Firm*—Raymond Y. Chan; David and Raymond Patent Group

(57) **CLAIM**

The ornamental design for a mini phone without display, as shown.

DESCRIPTION

FIG. 1 is a perspective view showing my new design.

FIG. 2 is a front view thereof.

FIG. 3 is a rear view thereof.

FIG. 4 is a right end view thereof.

FIG. 5 is a left end view thereof.

FIG. 6 is a top view thereof; and,

FIG. 7 is a bottom view thereof.

1 Claim, 7 Drawing Sheets





FIG. 1




FIG. 2




FIG. 3

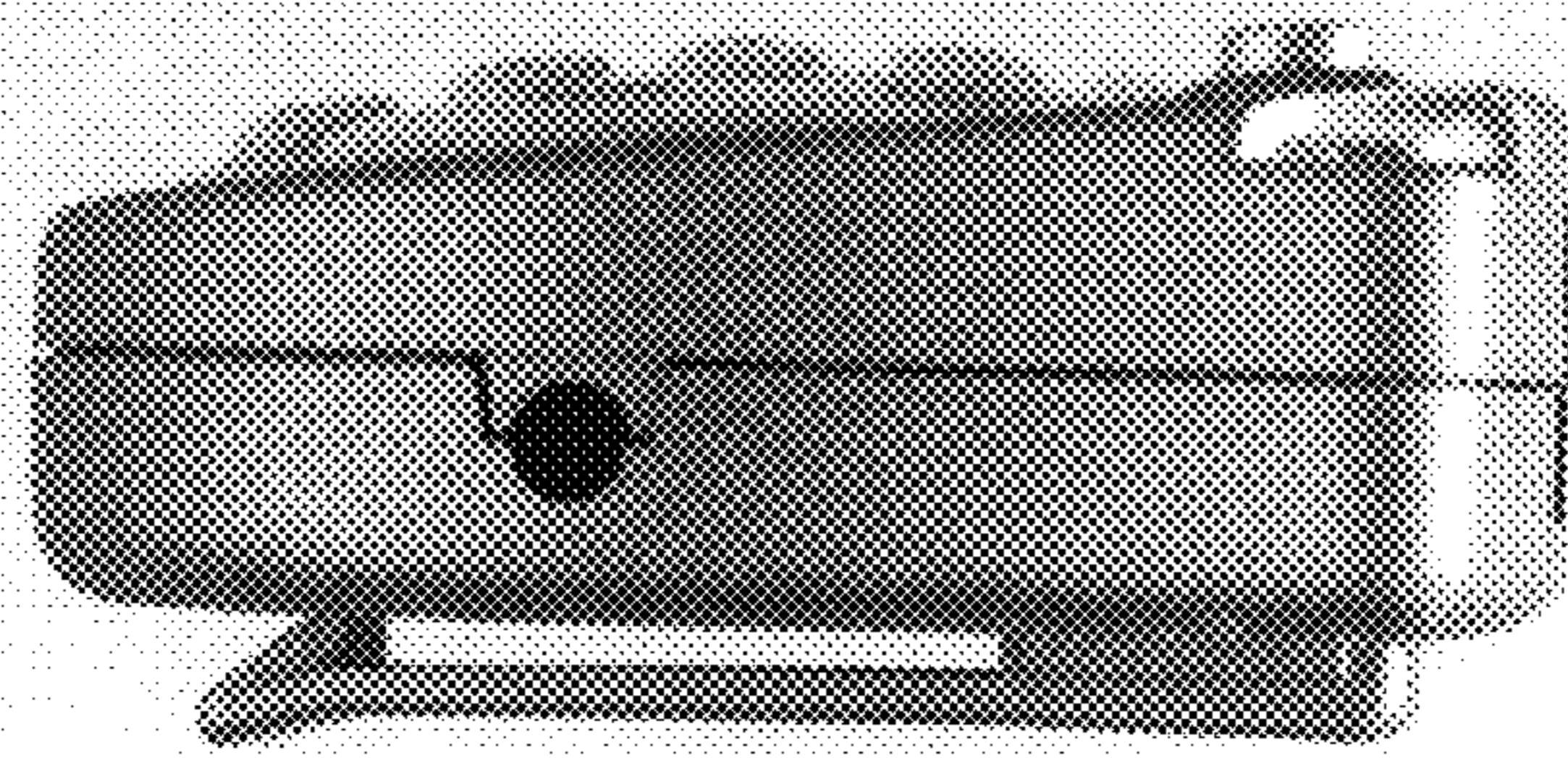


FIG. 4



FIG. 5



FIG. 6




FIG. 7