



US00D457837S

(12) **United States Design Patent** (10) **Patent No.:** **US D457,837 S**
Conley (45) **Date of Patent:** **** May 28, 2002**

(54) **MOTORCYCLE RIDE BELL MOUNT**

(76) Inventor: **Youil H. Conley**, P.O. Box 3475,
Station A, Fort Smith, AR (US) 72913

(**) Term: **14 Years**

(21) Appl. No.: **29/139,085**

(22) Filed: **Mar. 26, 2001**

(51) **LOC (7) Cl.** **12-11**

(52) **U.S. Cl.** **D12/114**

(58) **Field of Search** D12/110, 114,
D12/190, 199, 223; D10/116; 116/166;
180/219; D11/44, 48, 81, 133; D8/351;
D6/563, 564; D19/59, 62; D1/114

(56) **References Cited**

U.S. PATENT DOCUMENTS

D96,293 S * 7/1935 Ball D11/81 X
D106,175 S * 9/1937 Bevin D10/116
5,307,756 A * 5/1994 Ichimura et al. 116/166

* cited by examiner

Primary Examiner—Alan P. Douglas

Assistant Examiner—Linda Brooks

(74) *Attorney, Agent, or Firm*—Stephen D. Carver

(57) **CLAIM**

The ornamental design for a motorcycle ride bell mount, as shown and described.

DESCRIPTION

FIG. 1 is a frontal perspective view of a preferred embodiment of my motorcycle ride bell mount;

FIG. 2 is a front plan view thereof, the rear view comprising a mirror image thereof;

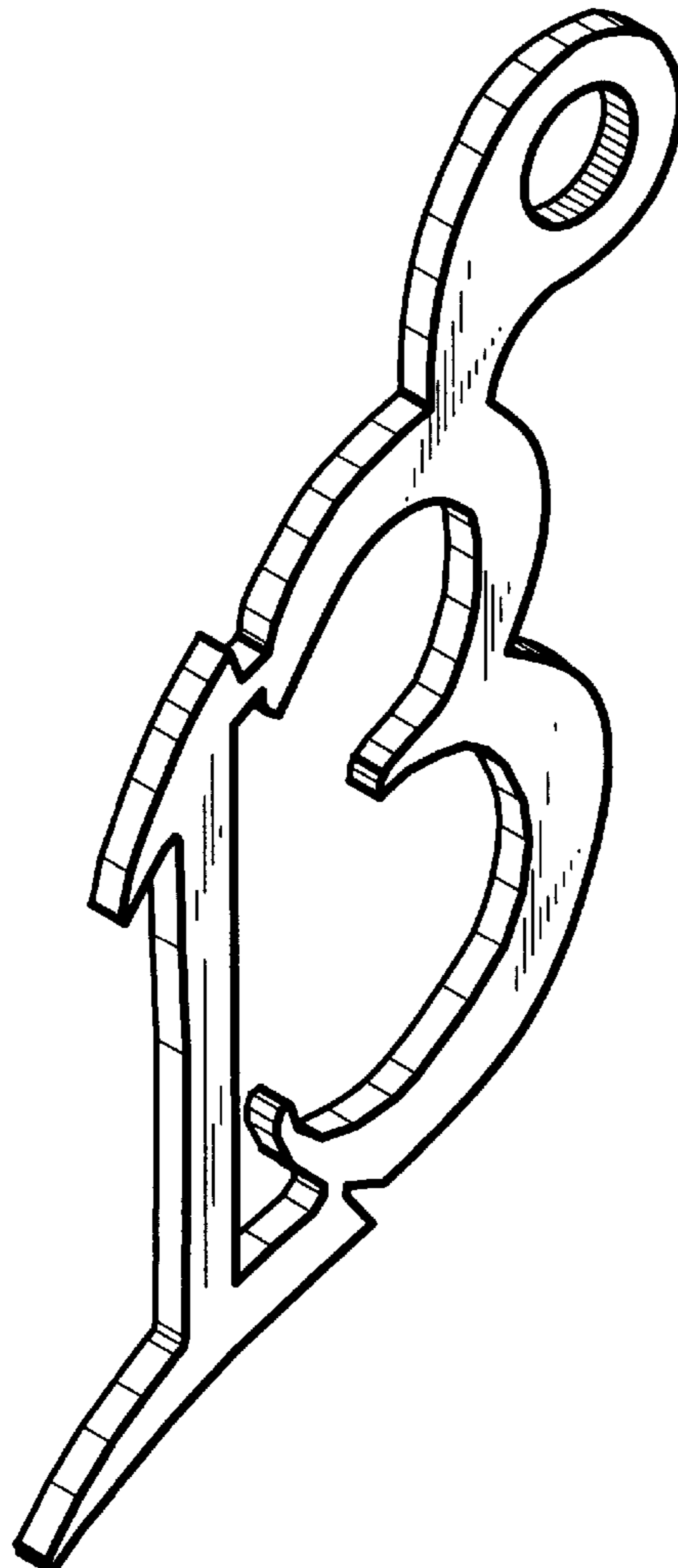
FIG. 3 is a right side elevational view thereof, taken from a position to the right of FIG. 1;

FIG. 4 is a left right side elevational view thereof, taken from a position to the left of FIG. 2;

FIG. 5 is a top plan view thereof; and,

FIG. 6 is a bottom plan view thereof.

1 Claim, 2 Drawing Sheets



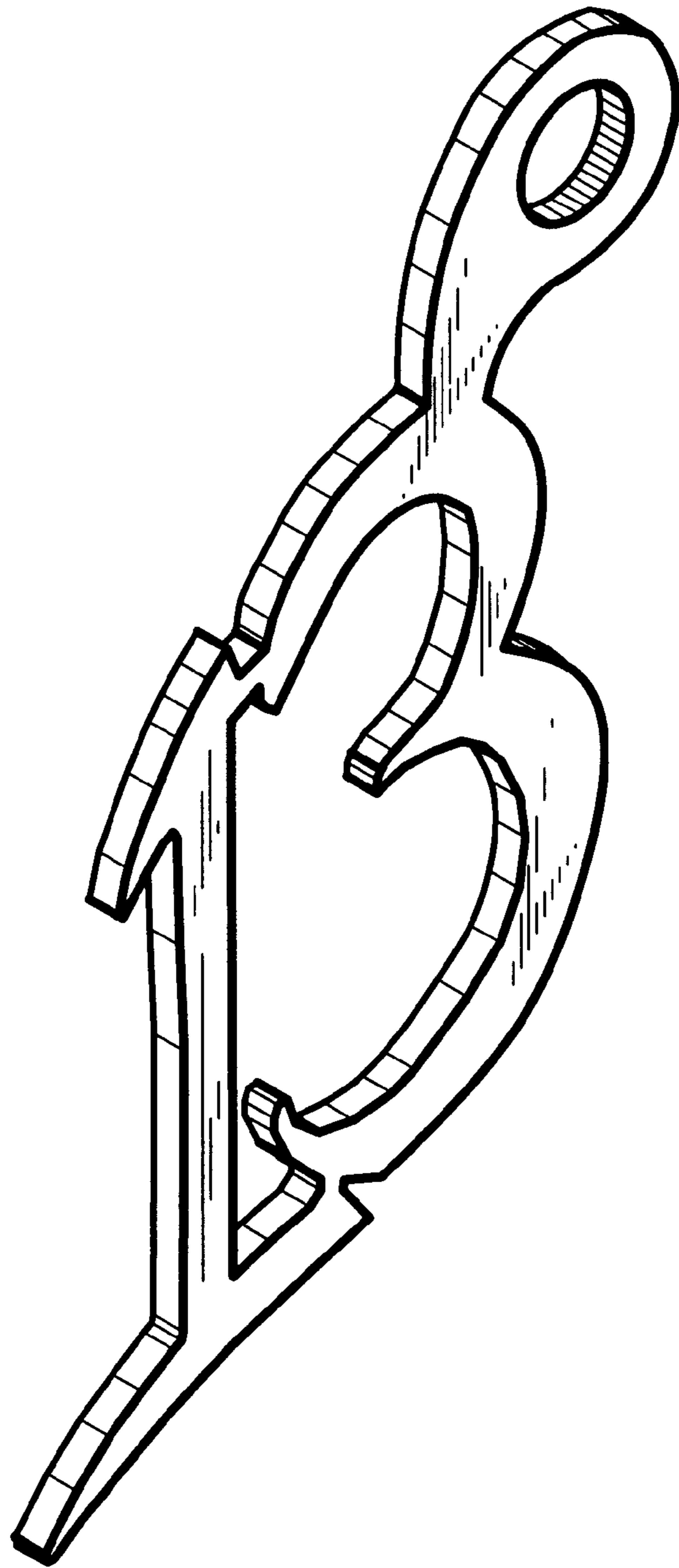


Fig. 1



Fig. 5



Fig. 4




Fig. 2



Fig. 3



Fig. 6