

US00D457833S

(12) **United States Design Patent**
Juan et al.

(10) **Patent No.:** **US D457,833 S**

(45) **Date of Patent:** **** May 28, 2002**

(54) **PATTERN FOR FORMING POLYGON**

(76) Inventors: **Fernando U. Juan**, Unit 902 Don Alfonso Sycip Condominium, 1108 L. Guerrero St., cor. United Nations Ave., Ermita Manila (PH); **Barney L. Phillips**, P.O. Box 5610, Playa del Rey, CA (US) 90293

(**) Term: **14 Years**

(21) Appl. No.: **29/142,517**

(22) Filed: **May 24, 2001**

(51) **LOC (7) Cl.** **11-05**

(52) **U.S. Cl.** **D11/121; D11/131**

(58) **Field of Search** D9/414, 416, 433; D11/121, 124, 131, 142, 184; D21/483; 40/124.09, 124.14, 124.19; 206/822; 220/212, 260, 315-316, 376, 62; 428/7, 9, 11, 12, 28, 542.2, 542.4, 542.6, 542.8, 42.1

(56) **References Cited**

U.S. PATENT DOCUMENTS

1,292,188 A *	1/1919	Wheeler	
2,307,076 A *	1/1943	Ray	93/3
3,267,597 A	8/1966	Jannes	
3,571,958 A *	3/1971	Stevens	40/124.1
3,831,503 A *	8/1974	Tranquillitsky	493/399
4,028,107 A	6/1977	Henley, III	96/41
4,214,821 A	7/1980	Termes	352/70
4,279,933 A *	7/1981	Austin et al.	9/3.1
4,319,418 A	3/1982	Transport	40/124.1
D264,440 S *	5/1982	Austin	D9/431
4,618,858 A	10/1986	Belch	340/724
4,794,024 A *	12/1988	Crowell et al.	428/12

5,124,691 A	6/1992	Sakamoto et al.	340/721
5,289,570 A	2/1994	Suzuki	395/146
5,386,656 A	2/1995	Bergman	40/539
D367,437 S *	2/1996	Silvestri	D11/117
5,706,097 A	1/1998	Schelling et al.	358/296
5,817,378 A	10/1998	Otani	428/12
5,879,841 A	3/1999	Murayama et al.	430/22
5,883,724 A	3/1999	Yamada	358/442
5,919,073 A	7/1999	Shinoda et al.	446/219
5,937,553 A *	8/1999	Maran	40/124.08
5,983,538 A	11/1999	Crowell	40/124.14
6,006,457 A	12/1999	Transport	40/124.14
6,068,903 A	5/2000	Volkert	428/40.1
6,117,061 A	9/2000	Popat et al.	493/325
6,127,103 A	10/2000	Näf	43/357

* cited by examiner

Primary Examiner—Ted Shooman

Assistant Examiner—Daniel Bui

(74) *Attorney, Agent, or Firm*—Cislo & Thomas LLP

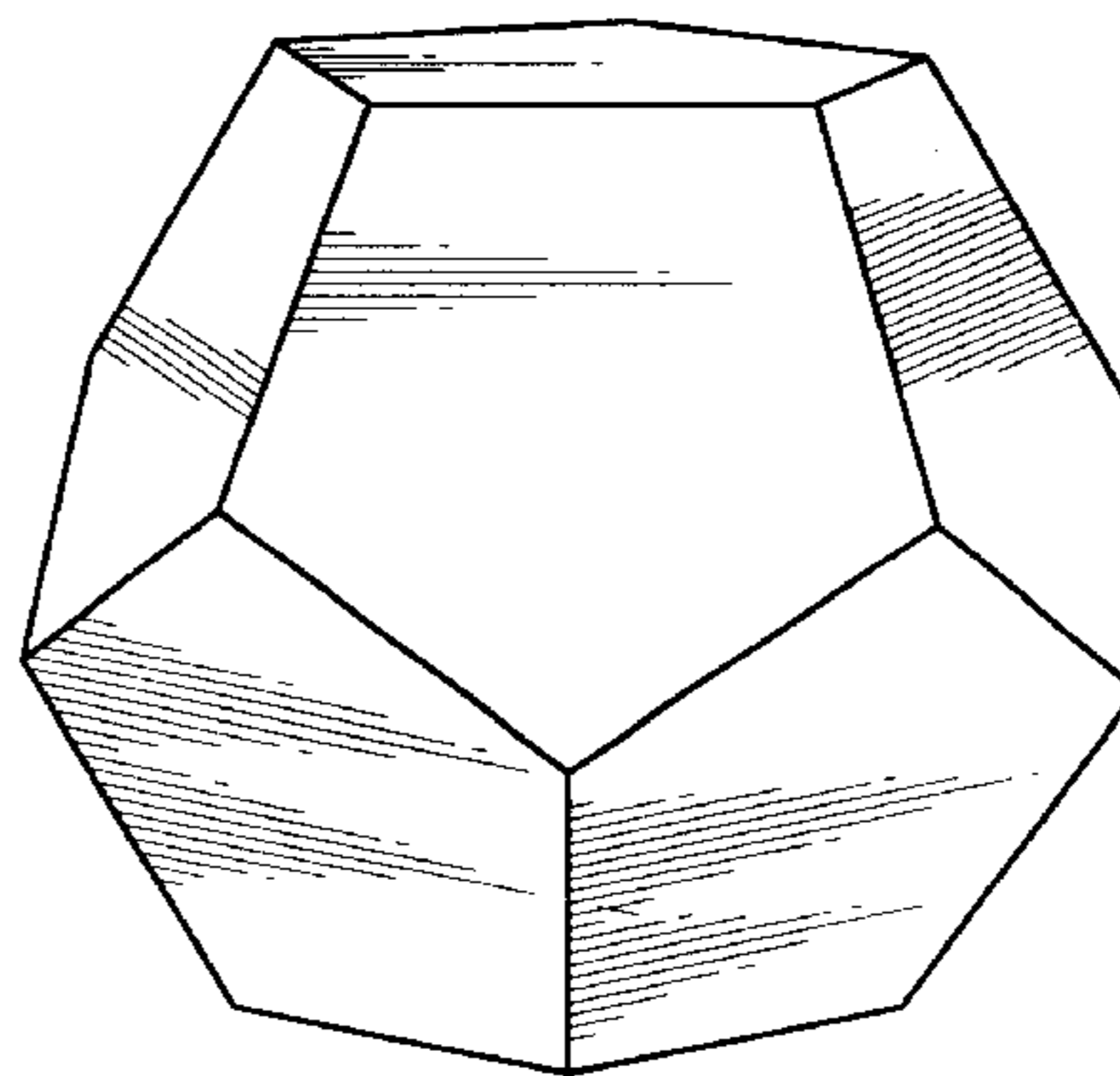
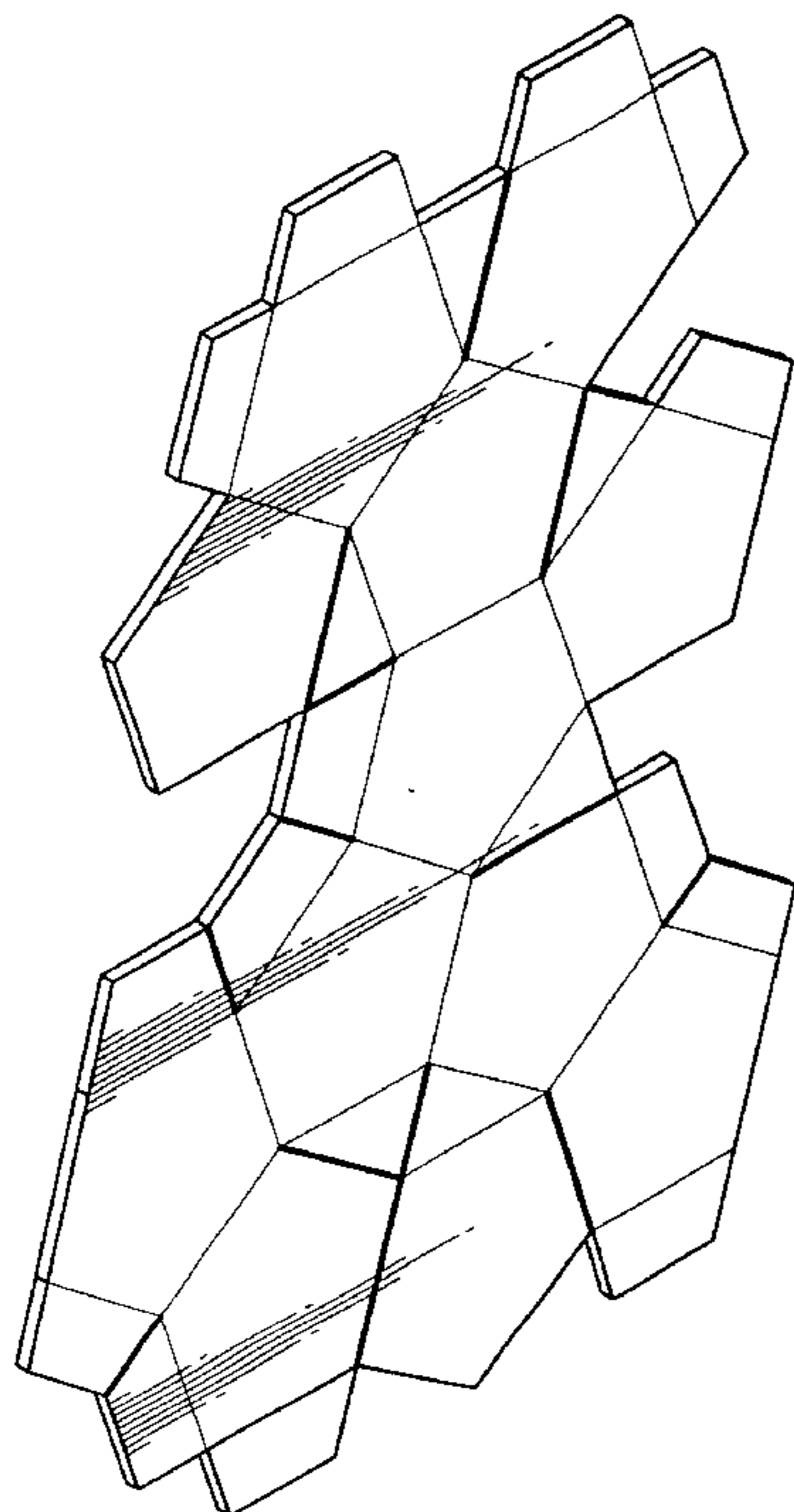
(57) **CLAIM**

The ornamental design for a pattern for forming polygon, as shown and described herein.

DESCRIPTION

FIG. 1. Is a perspective view of our pattern for forming polygon in the unformed condition;
FIG. 2. Is a front view thereof;
FIG. 3. Is a top view thereof;
FIG. 4. Is a right side view thereof;
FIG. 5. Is a rear view thereof;
FIG. 6. Is a left side view thereof;
FIG. 7. Is a bottom view thereof; and,
FIG. 8. Is a view showing the pattern in the polygonal form.

1 Claim, 2 Drawing Sheets



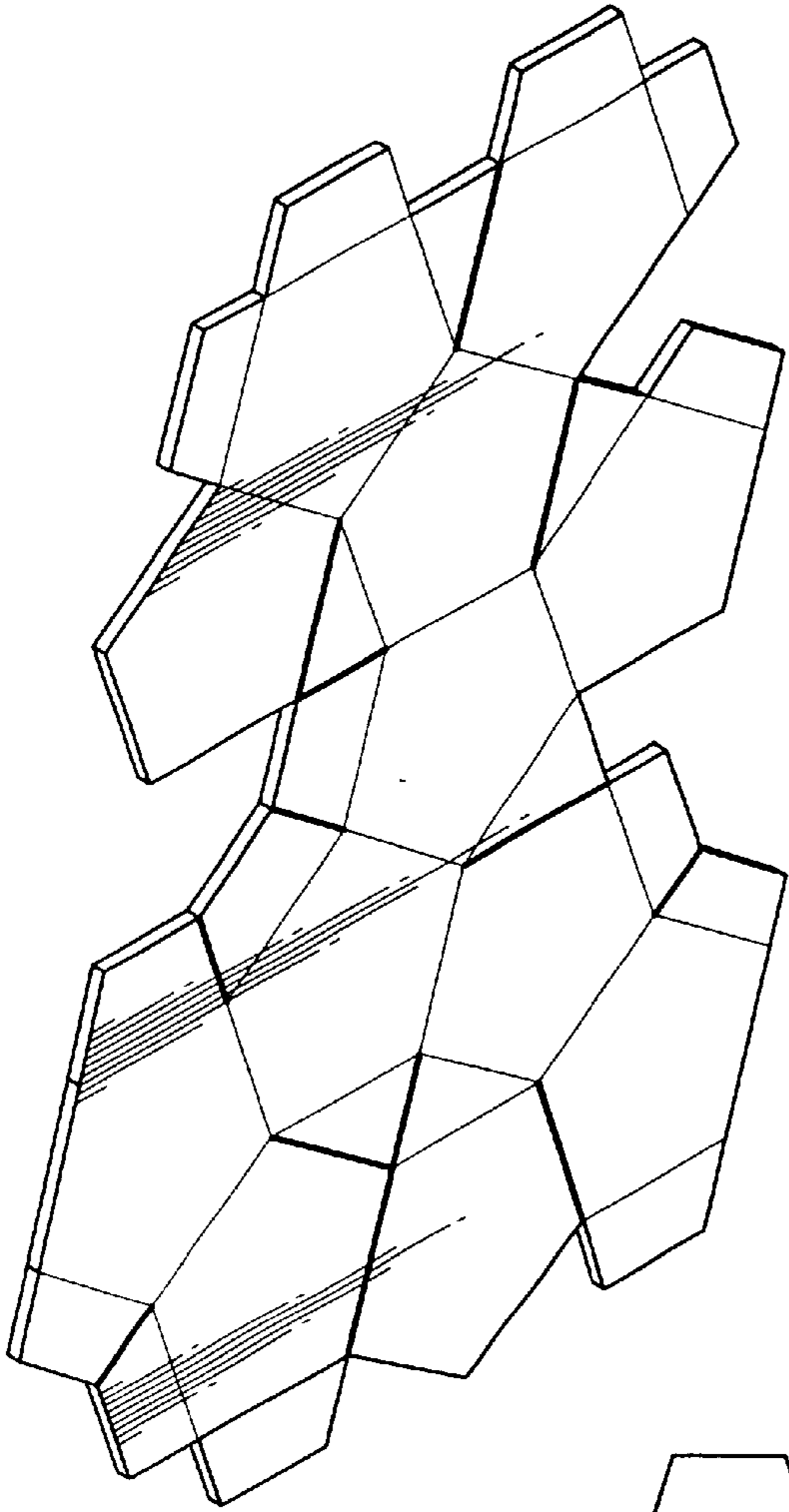


FIG. 1




FIG. 3

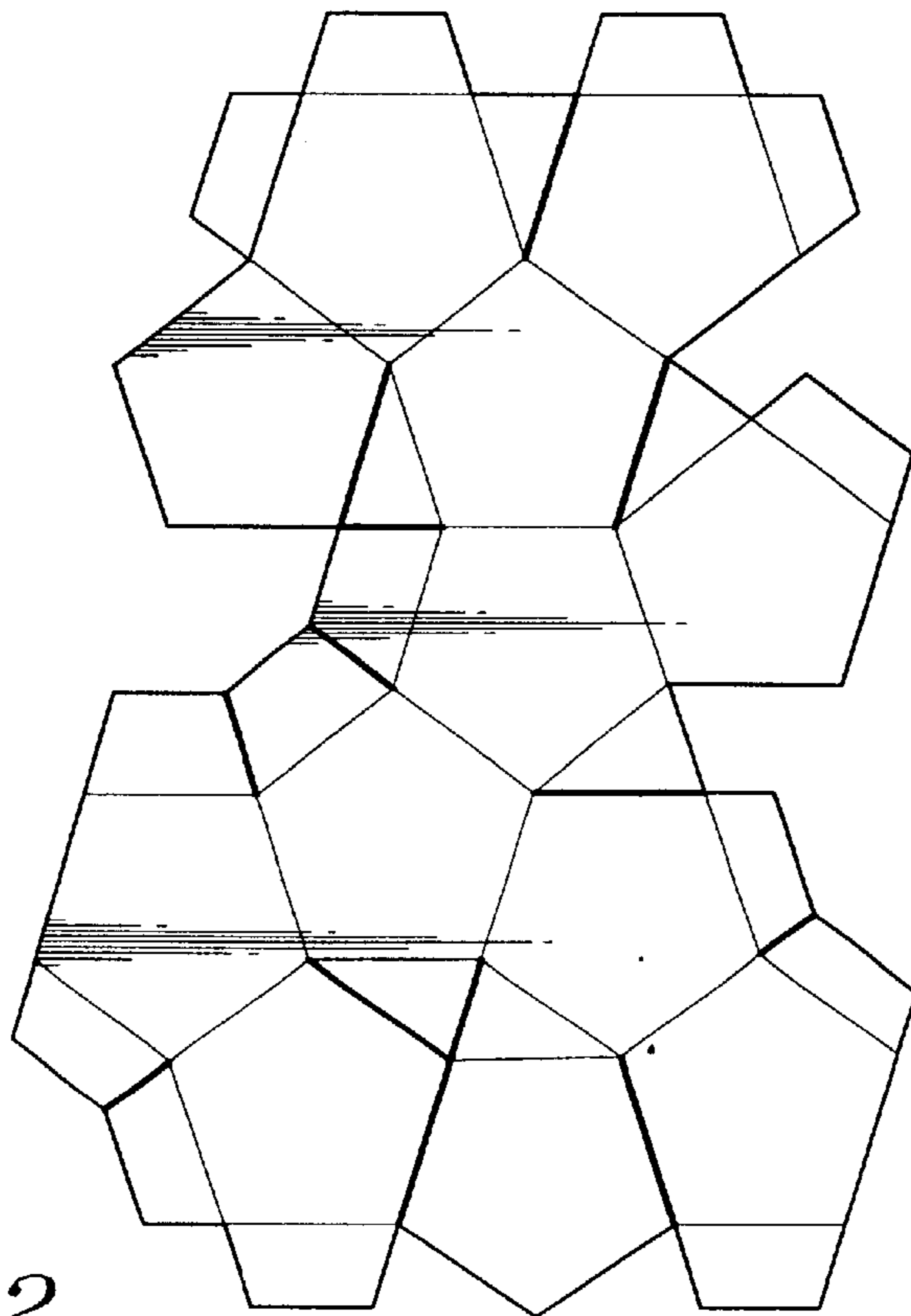


FIG. 2



FIG. 4

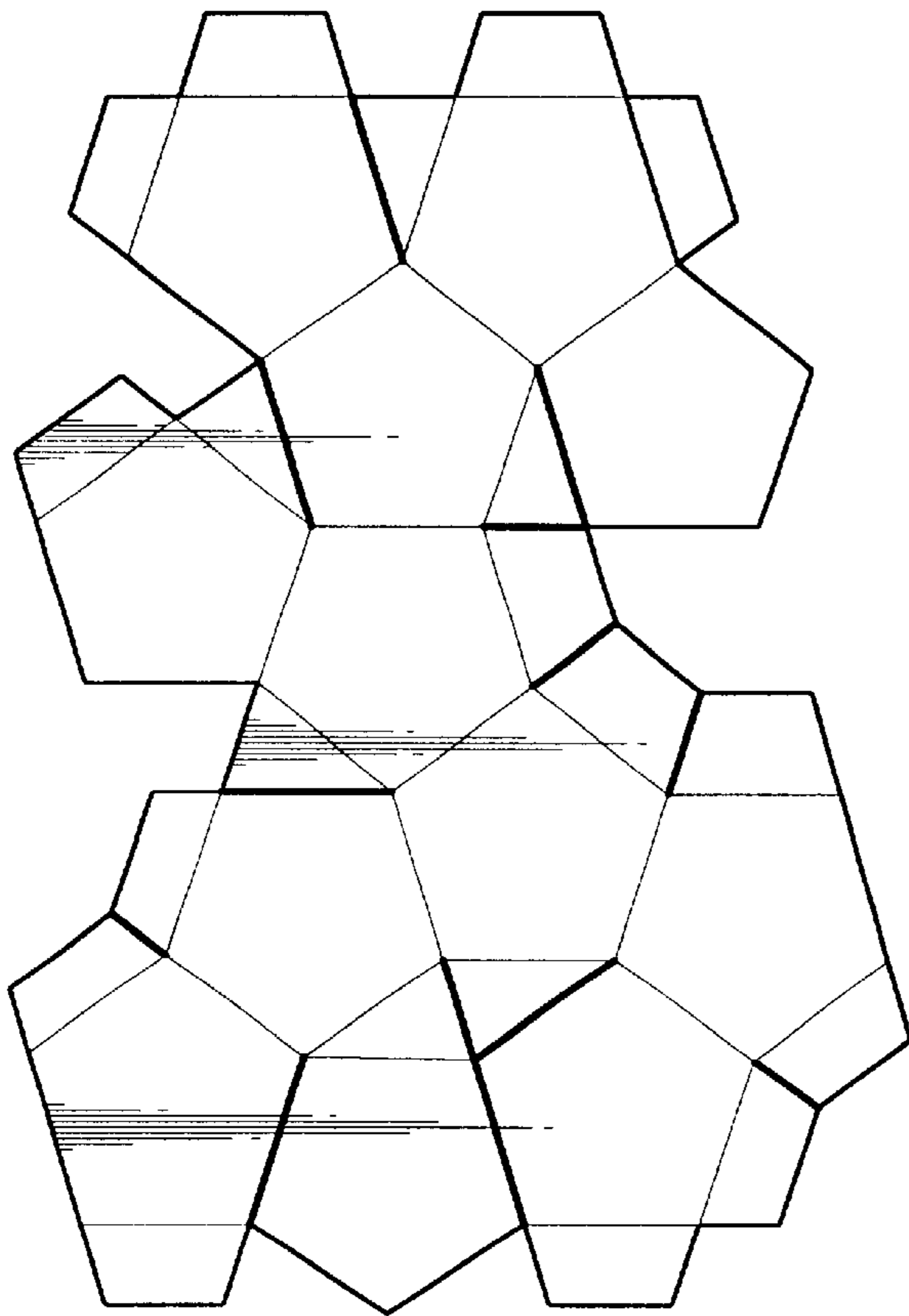


FIG. 5



FIG. 6



FIG. 7

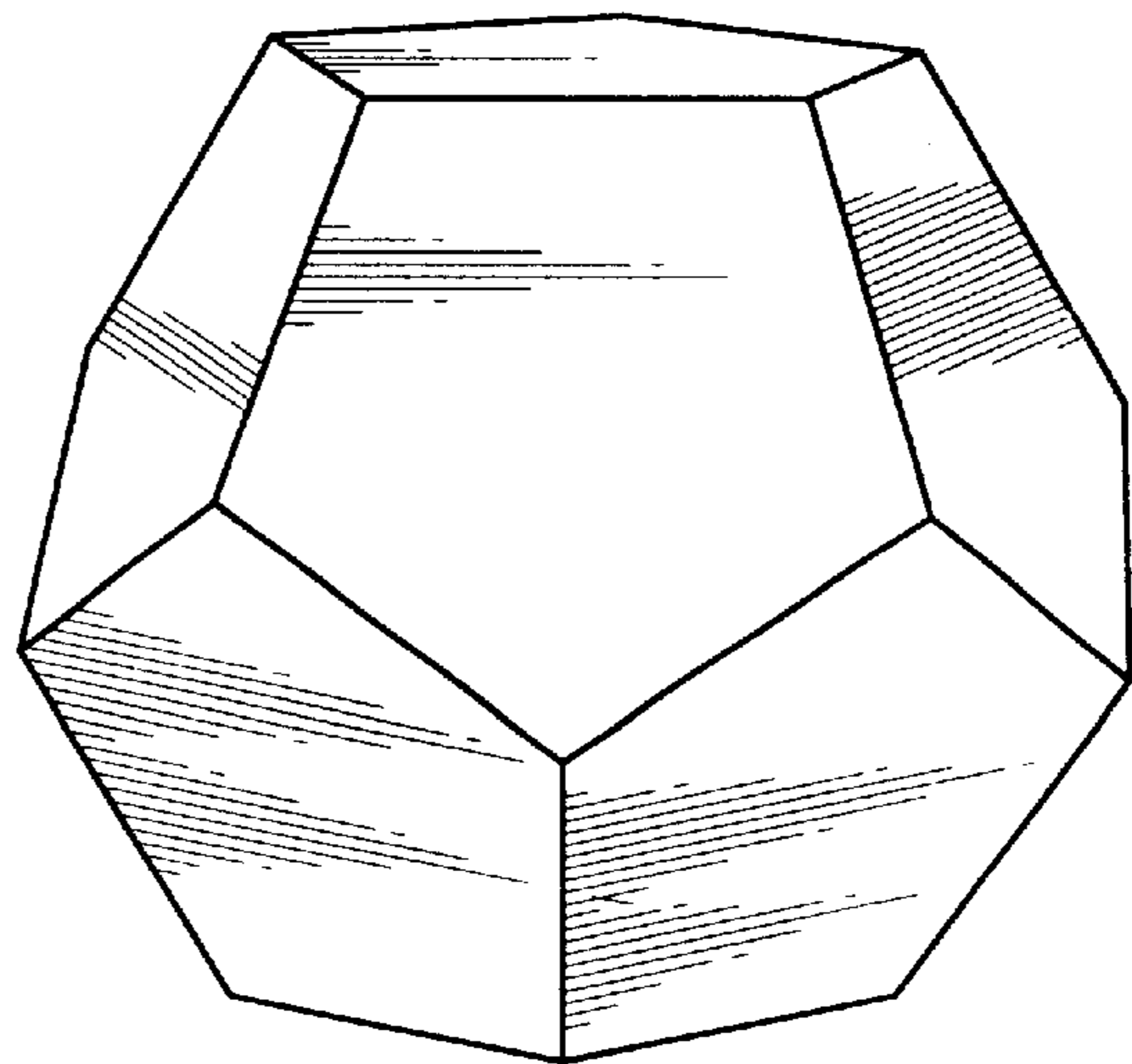


FIG. 8