



US00D457820S

(12) **United States Design Patent**  
**Amborn et al.**

(10) **Patent No.:** **US D457,820 S**  
(45) **Date of Patent:** **\*\* May 28, 2002**

(54) **HEATING, VENTILATING AND AIR  
CONDITIONING SYSTEM CONTROLLER**

D410,586 S \* 6/1999 Olsen ..... D10/106  
D418,822 S \* 1/2000 Worley et al. .... D14/356  
D427,155 S \* 6/2000 Pawley et al. .... D13/162  
D447,075 S \* 8/2001 Roberts ..... D10/106

(75) Inventors: **Randy S. Amborn**, White Bear Lake,  
MN (US); **Peter F. Welch; Eric R.  
Hillmer**, both of Toronto (CA); **Darren  
V. Bosch**, King City (CA)

\* cited by examiner

(73) Assignee: **American Standard International  
Inc.**, New York, NY (US)

*Primary Examiner*—Ted Shooman  
*Assistant Examiner*—Selina Sikder

(\*\*) Term: **14 Years**

(74) *Attorney, Agent, or Firm*—William J. Beres; William  
O'Driscoll

(21) Appl. No.: **29/144,911**

(57) **CLAIM**

(22) Filed: **Jul. 12, 2001**

The ornamental design for a heating, ventilating and air  
conditioning system controller, as shown and described.

(51) **LOC (7) Cl.** ..... **13-03**

**DESCRIPTION**

(52) **U.S. Cl.** ..... **D10/49; D13/162**

(58) **Field of Search** ..... D13/162, 162.1,  
D13/184; D10/46, 49, 50, 106, 125; D14/217,  
218, 240; 165/11.1, 43, 200, 265; 236/46 R,  
47, 94; 200/5 A, 5 R; 361/627, 628, 631;  
700/275–278, 300, 301

FIG. 1 is a perspective view of the heating, ventilating and  
air conditioning system controller showing our new design;  
FIG. 2 is a front view thereof;  
FIG. 3 is a left side view thereof;  
FIG. 4 is a right side view thereof;  
FIG. 5 is a top view thereof;  
FIG. 6 is a perspective view of an alternative embodiment of  
the heating, ventilating and air conditioning system control-  
ler of our design;  
FIG. 7 is a front view of the FIG. 6 alternative embodiment;  
FIG. 8 is a left side view of the FIG. 6 alternative embodi-  
ment;  
FIG. 9 is a right side view of the FIG. 6 alternative  
embodiment; and,  
FIG. 10 is a top view of the FIG. 6 alternative embodiment.

(56) **References Cited**

**U.S. PATENT DOCUMENTS**

D315,519 S \* 3/1991 Odom, Jr. et al. .... D10/50  
D359,459 S \* 6/1995 Summa et al. .... D10/50  
D371,198 S \* 6/1996 Savage et al. .... D24/169  
D386,989 S \* 12/1997 Gee, II ..... D10/50  
D386,990 S \* 12/1997 Gee, II ..... D10/50  
D390,134 S \* 2/1998 Ingebritson et al. .... D10/50  
D398,546 S \* 9/1998 Nishimura et al. .... D10/46  
D403,972 S \* 1/1999 Gaskell et al. .... D10/50

**1 Claim, 4 Drawing Sheets**





FIG. 1






FIG. 5




FIG. 3

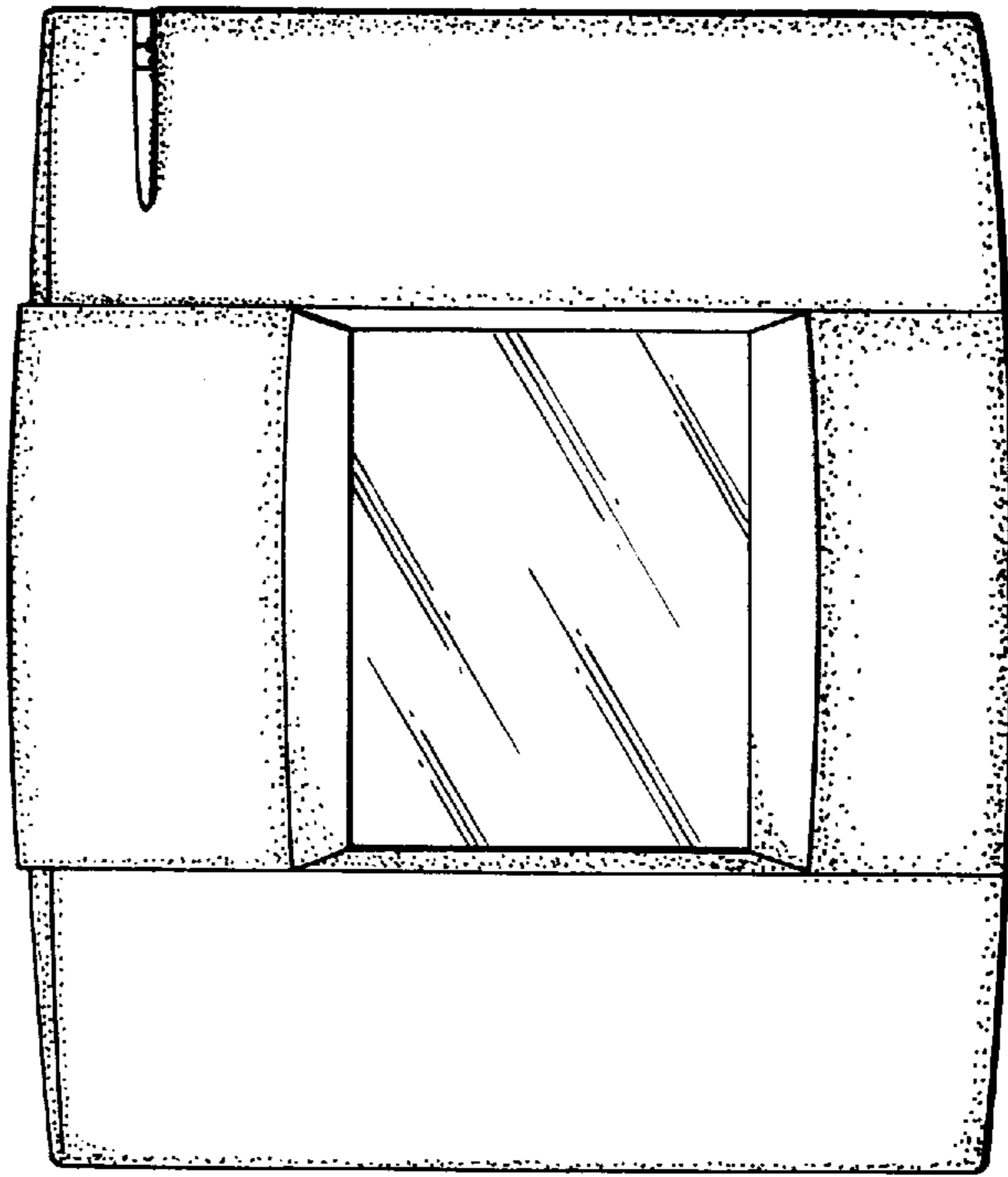


FIG. 2

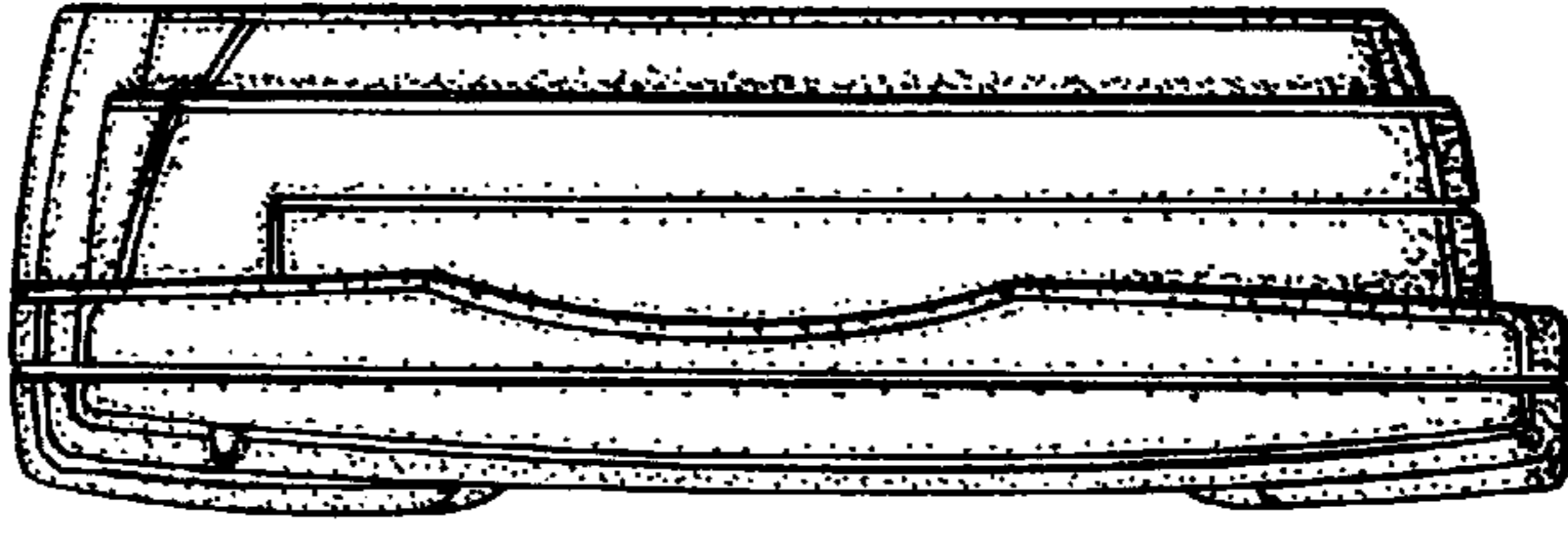



FIG. 4

FIG. 6






FIG. 10

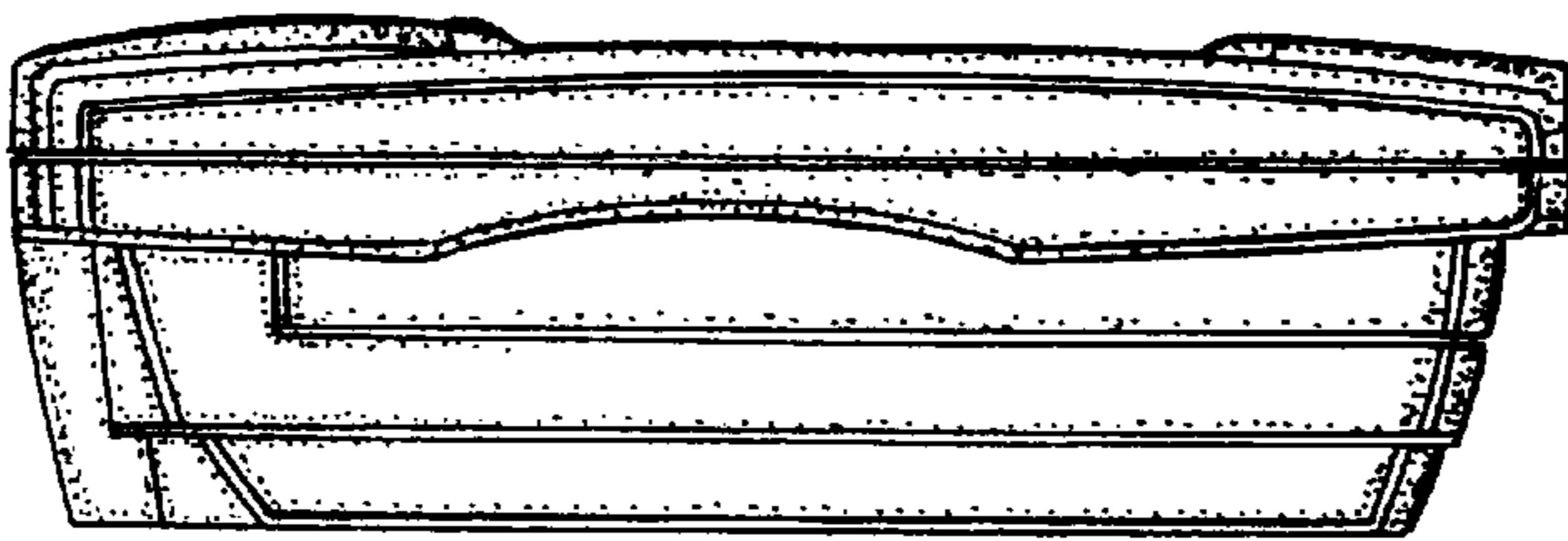


FIG. 8

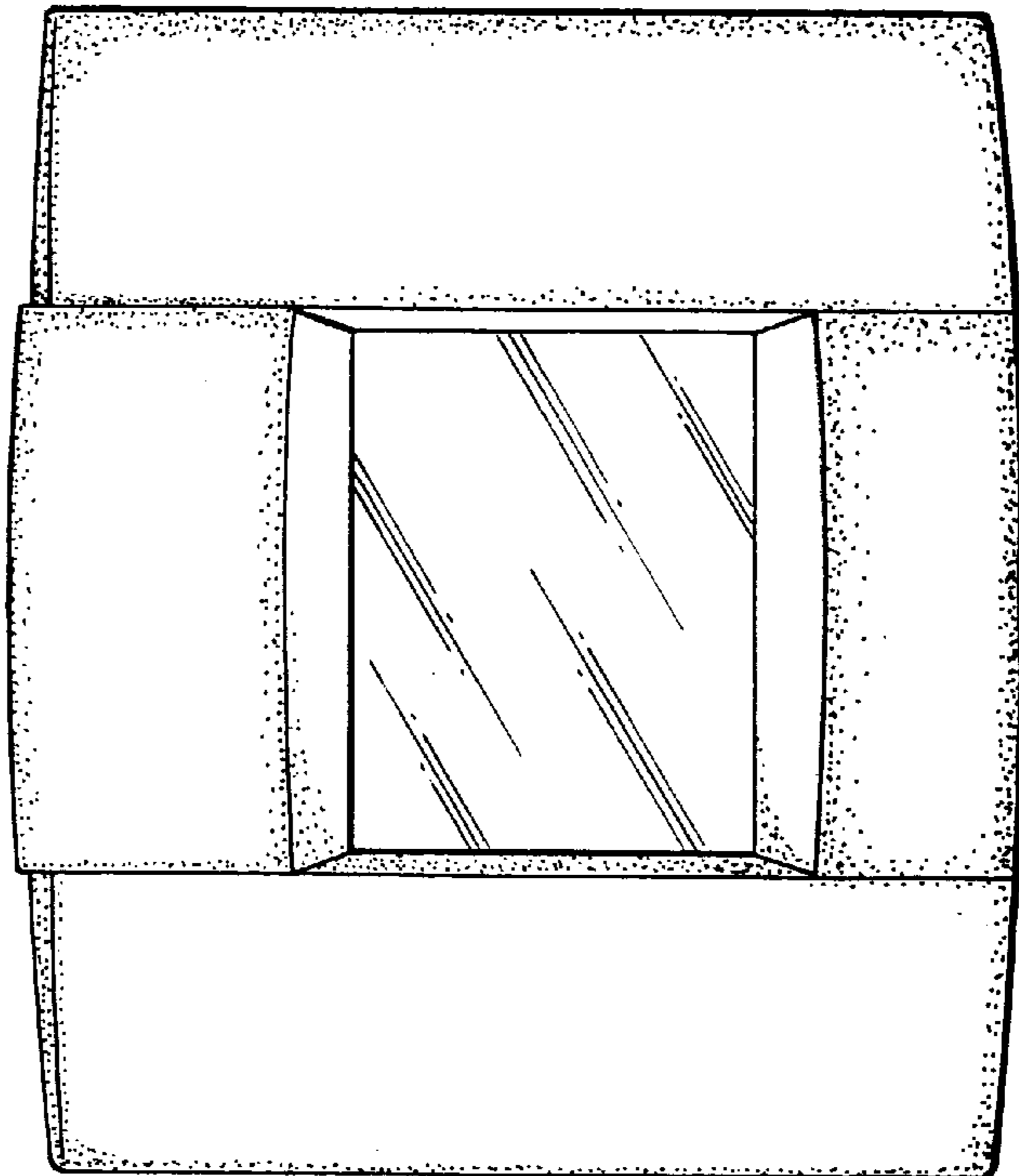


FIG. 7




FIG. 9