



US00D457817S

(12) **United States Design Patent**
Brandt

(10) **Patent No.:** **US D457,817 S**

(45) **Date of Patent:** **** May 28, 2002**

(54) **CHRONOGRAPH**

(75) Inventor: **Charles Brandt, Corgémont (CH)**

(73) Assignee: **Eberhard et Co. SA (CH)**

(**) Term: **14 Years**

(21) Appl. No.: **29/144,831**

(22) Filed: **Jul. 11, 2001**

(30) **Foreign Application Priority Data**

Feb. 28, 2001 (XH) DMA/005 210

(51) **LOC (7) Cl.** **10-02**

(52) **U.S. Cl.** **D10/39**

(58) **Field of Search** D10/30-39, 122-132;
368/281-282, 276-277, 285

(56) **References Cited**

U.S. PATENT DOCUMENTS

- D318,810 S * 8/1991 Bourquin et al. D10/39
- D352,470 S * 11/1994 Besson D10/39

- D378,498 S * 3/1997 Wettstein D10/39
- D382,815 S * 8/1997 Riley D10/30
- D447,063 S * 8/2001 Scheufele D10/30
- D447,705 S * 9/2001 Scheufele D10/39

* cited by examiner

Primary Examiner—Nelson C. Holtje

(74) *Attorney, Agent, or Firm*—McGlew and Tuttle, P.C.

(57) **CLAIM**

The ornamental design for a chronograph, as shown and described.

DESCRIPTION

FIG. 1 is a front view of my new chronograph design;
 FIG. 2 is a rear view thereof;
 FIG. 3 is a right perspective view thereof;
 FIG. 4 is a bottom view thereof;
 FIG. 5 is a left side view thereof;
 FIG. 6 is a top end view thereof; and,
 FIG. 7 is a right side view thereof.

1 Claim, 2 Drawing Sheets





Fig. 1

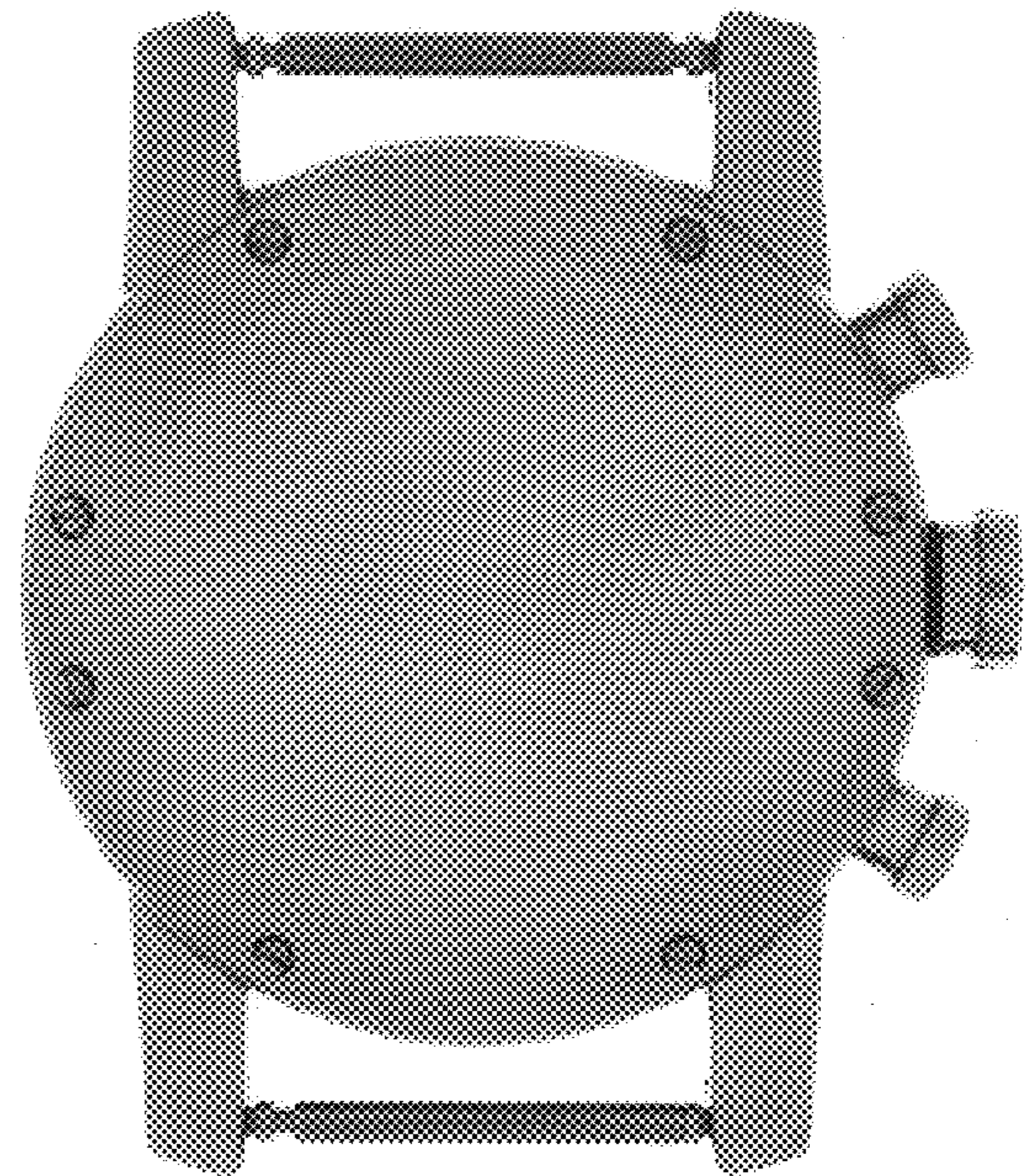


Fig. 2



Fig. 3



Fig. 4




Fig. 5




Fig. 6




Fig. 7