



US00D457815S

(12) **United States Design Patent**
Modolo

(10) **Patent No.:** **US D457,815 S**

(45) **Date of Patent:** **** May 28, 2002**

(54) **WRISTWATCH**

(75) Inventor: **Dino Modolo**, La Chaux-de-Fonds
(CH)

(73) Assignee: **Raymond Weil S. A.**, Grand-Lancy
(CH)

(**) Term: **14 Years**

(21) Appl. No.: **29/144,889**

(22) Filed: **Jul. 12, 2001**

(30) **Foreign Application Priority Data**

Jan. 25, 2001 (XH) DM/055 058

(51) **LOC (7) Cl.** **10-02**

(52) **U.S. Cl.** **D10/32**

(58) **Field of Search** D10/1-39, 122-132;
368/276-277, 285, 281-282; 224/164, 168,
178; D11/3-25; 63/1.11, 3, 5, 11

(56) **References Cited**

U.S. PATENT DOCUMENTS

D305,411 S * 1/1990 Atagi D10/31
D311,694 S * 10/1990 Woomer D10/39
D329,612 S * 9/1992 Hysek D10/39

D333,988 S * 3/1993 Dumas D10/30
D351,559 S * 10/1994 Helleu D10/39
D384,898 S * 10/1997 Giardiello D10/32
D390,788 S * 2/1998 Parmigiani D10/30
D392,904 S * 3/1998 Takahashi et al. D10/32
D401,886 S * 12/1998 Burnett D11/131
D407,029 S * 3/1999 Drucker D10/39

* cited by examiner

Primary Examiner—Nelson C. Holtje

(74) *Attorney, Agent, or Firm*—Collen Law Associates, P.
C.; Robert M. McDermott, Esq.

(57) **CLAIM**

The ornamental design for a wristwatch, as shown and described.

DESCRIPTION

FIG. 1 is a perspective view of my new and ornamental design for a wristwatch

FIG. 2 is a front view thereof

FIG. 3 is a rear view thereof

FIG. 4 is a right side view thereof

FIG. 5 is a left side view thereof

FIG. 6 is a top view thereof; and,

FIG. 7 is a bottom view thereof.

1 Claim, 4 Drawing Sheets






FIG. 1




FIG. 2



FIG. 3




FIG. 4




FIG. 5




FIG. 6




FIG. 7