



US00D457814S

(12) **United States Design Patent**
Bodino

(10) **Patent No.:** **US D457,814 S**

(45) **Date of Patent:** **** *May 28, 2002**

(54) **WRISTWATCH**

(75) **Inventor:** **Giampiero Bodino, Milan (IT)**

(73) **Assignee:** **Luxury Timepieces International SA,
Neuchatel (CH)**

(*) **Notice:** This patent is subject to a terminal disclaimer.

(**) **Term:** **14 Years**

(21) **Appl. No.:** **29/129,877**

(22) **Filed:** **Sep. 25, 2000**

(30) **Foreign Application Priority Data**

Apr. 14, 2000 (XH) DMA/004 884

(51) **LOC (7) Cl.** **10-02**

(52) **U.S. Cl.** **D10/32**

(58) **Field of Search** D10/1-40, 122-132;
D11/3-25; 63/1.1, 3, 5, 11; 368/276-277,
280-282, 285

(56) **References Cited**

U.S. PATENT DOCUMENTS

D411,116 S * 6/1999 Bodino D10/32

D412,445 S * 8/1999 Bodino D10/32
D422,513 S * 4/2000 Bodino D10/32
D432,437 S * 10/2000 Lassigne D10/32

OTHER PUBLICATIONS

*Jeweler's Circular—Keystone—Sep. 1974—p. 28—watches at right.**

*Swiss Watch and Jewelry Journal—Feb. 1980—p. 190—watch at center.**

* cited by examiner

Primary Examiner—Nelson C. Holtje

(74) Attorney, Agent, or Firm—Sughrue Mion, PLLC

(57) **CLAIM**

The ornamental design for a wristwatch, as shown.

DESCRIPTION

FIG. 1 is a perspective view of the front and left side of a wristwatch showing my new design;
FIG. 2 is a front elevational view thereof;
FIG. 3 is a back elevational view thereof;
FIG. 4 is a left side elevational view thereof;
FIG. 5 is a right side elevational view thereof;
FIG. 6 is a top plan view thereof; and,
FIG. 7 is a bottom plan view thereof.

1 Claim, 2 Drawing Sheets




FIG. 1




FIG. 2




FIG. 3




FIG. 4



FIG. 6




FIG. 5




FIG. 7

