



US00D457812S

(12) **United States Design Patent**  
**Chan**

(10) **Patent No.:** **US D457,812 S**

(45) **Date of Patent:** **\*\* May 28, 2002**

(54) **CLOCK**

(75) **Inventor:** **Chuk Shun Chan, Kowloon (HK)**

(73) **Assignee:** **Pollyflame International B.V.,  
Roelofarendsveen (NL)**

(\*\*) **Term:** **14 Years**

(21) **Appl. No.:** **29/125,344**

(22) **Filed:** **Jun. 22, 2000**

(30) **Foreign Application Priority Data**

Dec. 22, 1999 (XH) ..... DM/050 245

(51) **LOC (7) Cl.** ..... **10-01**

(52) **U.S. Cl.** ..... **D10/14; D10/18; D10/2;  
D10/53**

(58) **Field of Search** ..... D10/1, 2, 3-15,  
D10/16-18, 19-40, 122-132; 368/10, 276,  
277, 285, 316, 317, 52, 53, 68

(56) **References Cited**

**U.S. PATENT DOCUMENTS**

D214,202 S \* 5/1969 Stahel ..... D10/53

D256,562 S \* 8/1980 Cooper ..... D10/53  
D285,808 S \* 9/1986 Yuhisui et al. .... D18/7  
D288,536 S \* 3/1987 Tanaka ..... D10/53  
D297,217 S \* 8/1988 Wolff ..... D10/53  
D303,938 S \* 10/1989 Iacovelli ..... D10/53  
D354,232 S \* 1/1995 Inora ..... D10/18

\* cited by examiner

*Primary Examiner*—Martie K. Holtje

(74) *Attorney, Agent, or Firm*—Altera Law Group, LLC

(57) **CLAIM**

The ornamental design for a clock, as shown and described.


**DESCRIPTION**

FIG. 1 is a perspective open view of the clock.

FIG. 2 is a bottom view thereof; and,

FIG. 3 is a perspective closed view thereof.

**1 Claim, 3 Drawing Sheets**






FIGURE 1




FIGURE 2




FIGURE 3