



US00D457810S

(12) **United States Design Patent**
Chi

(10) **Patent No.:** **US D457,810 S**

(45) **Date of Patent:** **** May 28, 2002**

(54) **WHEEL ASSEMBLY FOR AN OFFICE CHAIR**

5,568,671 A * 10/1996 Harris et al. 16/18 R

(76) Inventor: **Ching-Hui Chi**, No. 24-2, Hsi Wei Street, San Chung City, Taipei Hsien (TW)

* cited by examiner

Primary Examiner—Pamela Burgess

(74) *Attorney, Agent, or Firm*—Rosenberg, Klein & Lee

(**) Term: **14 Years**

(57) **CLAIM**

(21) Appl. No.: **29/148,656**

The ornamental design for a wheel assembly for an office chair, as shown and described.

(22) Filed: **Sep. 26, 2001**

DESCRIPTION

(51) **LOC (7) Cl.** **08-05**

(52) **U.S. Cl.** **D8/375**

(58) **Field of Search** D8/375, 374; D12/133; 16/34, 18 R, 18 CG, 39, 29, 45, 27; 190/18 A; 248/129


FIG. 1 is a perspective view of a wheel assembly for an office chair showing my new design; FIG. 2 is a front elevational view thereof; FIG. 3 is a rear elevational view thereof; FIG. 4 is a left side elevational view thereof; FIG. 5 is a right side elevational view thereof; FIG. 6 is a top plan view thereof; and, FIG. 7 is a bottom plan view thereof.

(56) **References Cited**

U.S. PATENT DOCUMENTS

D114,527 S * 5/1939 Boden D8/375
2,748,418 A * 6/1956 Armour 16/16 CG

1 Claim, 4 Drawing Sheets






FIG. 1




FIG. 2




FIG. 3




FIG. 4




FIG. 5



FIG. 6




FIG. 7