



US00D457797S

(12) **United States Design Patent**
Huang

(10) **Patent No.:** **US D457,797 S**

(45) **Date of Patent:** **** May 28, 2002**

(54) **DRIVING HEAD FOR POWER TOOL**

(76) Inventor: **Li Shiu Huang**, No. 105, Tsu Ah Lane,
Sec. 2, Chong San Road, Wu Zh
Hsiang, Taichung Hsien (TW), 414

(**) Term: **14 Years**

(21) Appl. No.: **29/131,018**

(22) Filed: **Oct. 16, 2000**

(51) **LOC (7) Cl.** **08-05**

(52) **U.S. Cl.** **D8/70**

(58) **Field of Search** D8/70, 14, 25,
D8/40, 29, 82-85, 86, 89, 105, 107, 300,
310, DIG. 2; D22/140, 141; 81/58, 59.1,
60, 61, 62, 63, 63.1, 177.1, 177.5, 489;
279/49, 62, 19.3, 19.5; 408/143, 238, 239 R,
240

(56) **References Cited**

U.S. PATENT DOCUMENTS

1,510,896 A	*	10/1924	McConnell	279/19.5
2,228,888 A	*	1/1941	Rock	81/59.1
2,445,977 A	*	7/1948	Stark	408/238
D233,406 S	*	10/1974	Whiteford	D8/82
D248,615 S	*	7/1978	Grabovac	D8/29
4,296,656 A	*	10/1981	Emst	D8/85
D271,937 S	*	12/1983	Combs	D8/25
4,629,375 A	*	12/1986	Lieser	408/239 R
D288,656 S	*	3/1987	Smith	D8/82

D379,420 S	*	5/1997	Standlee et al.	D8/70
D379,578 S	*	6/1997	Daniels	D8/70
D410,371 S	*	6/1999	Sheu	D8/82
D423,315 S	*	4/2000	Robson	D8/70
D429,262 S	*	8/2000	Strich	D8/70
D434,630 S	*	12/2000	Oliver et al.	D8/70
D447,399 S	*	9/2001	Netzler	D8/70
D449,504 S	*	10/2001	Boyle et al.	D8/70

* cited by examiner

Primary Examiner—Doris V. Coles

Assistant Examiner—T. Chase Nelson

(74) *Attorney, Agent, or Firm*—Charles E. Baxley

(57) **CLAIM**

The ornamental design for a driving head for power tool, as shown and described.

DESCRIPTION

FIG. 1 is a perspective view of a driving head for a power tool showing my new design;
FIG. 2 is a front elevational view thereof, it being understood that the design is uniform about its circumference;
FIG. 3 is a left side elevational view thereof;
FIG. 4 is a right side elevational view thereof; and,
FIG. 5 is a perspective view thereof, the power tool head and the screw driver bit depicted by means of broken lines being for illustrative purposes only and forming no part of the claimed design.

1 Claim, 1 Drawing Sheet






FIG. 4

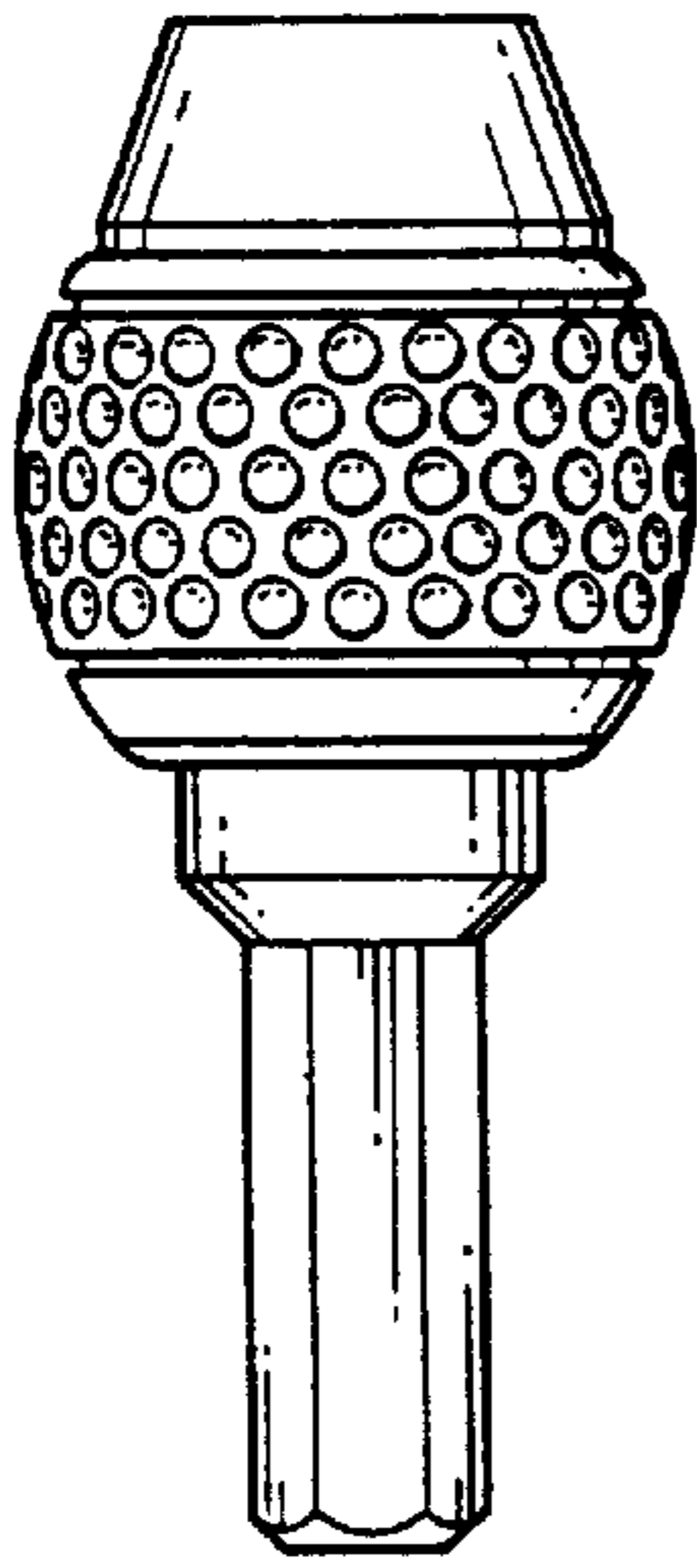


FIG. 2

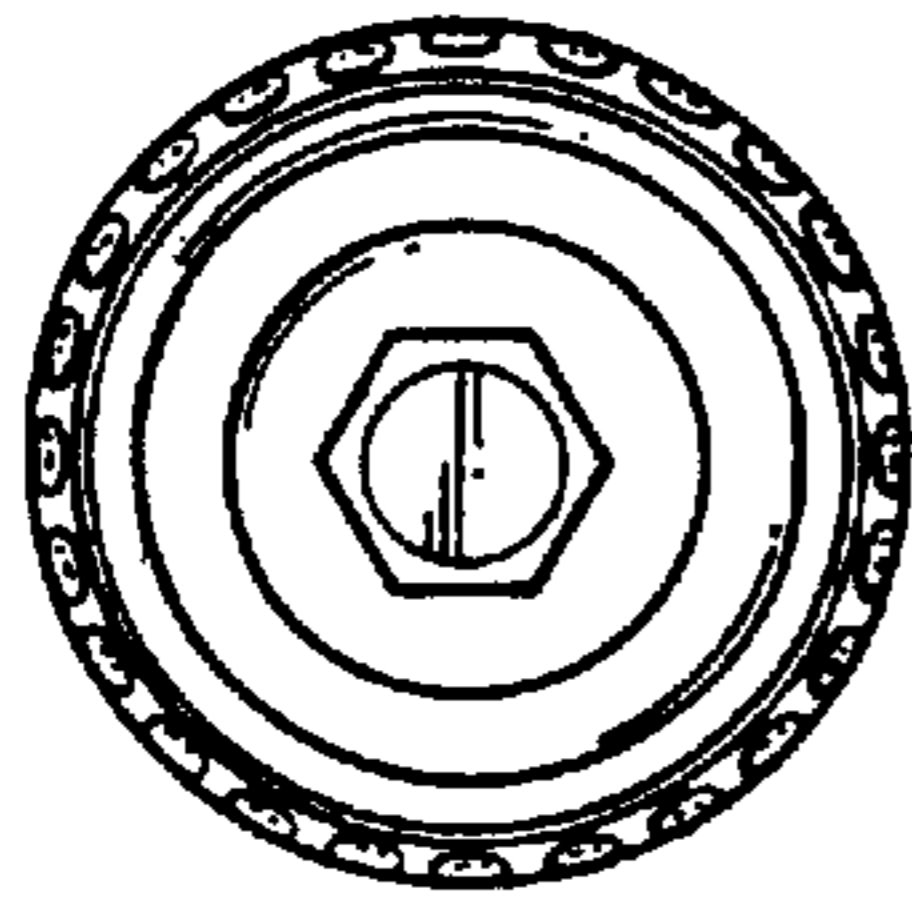


FIG. 3

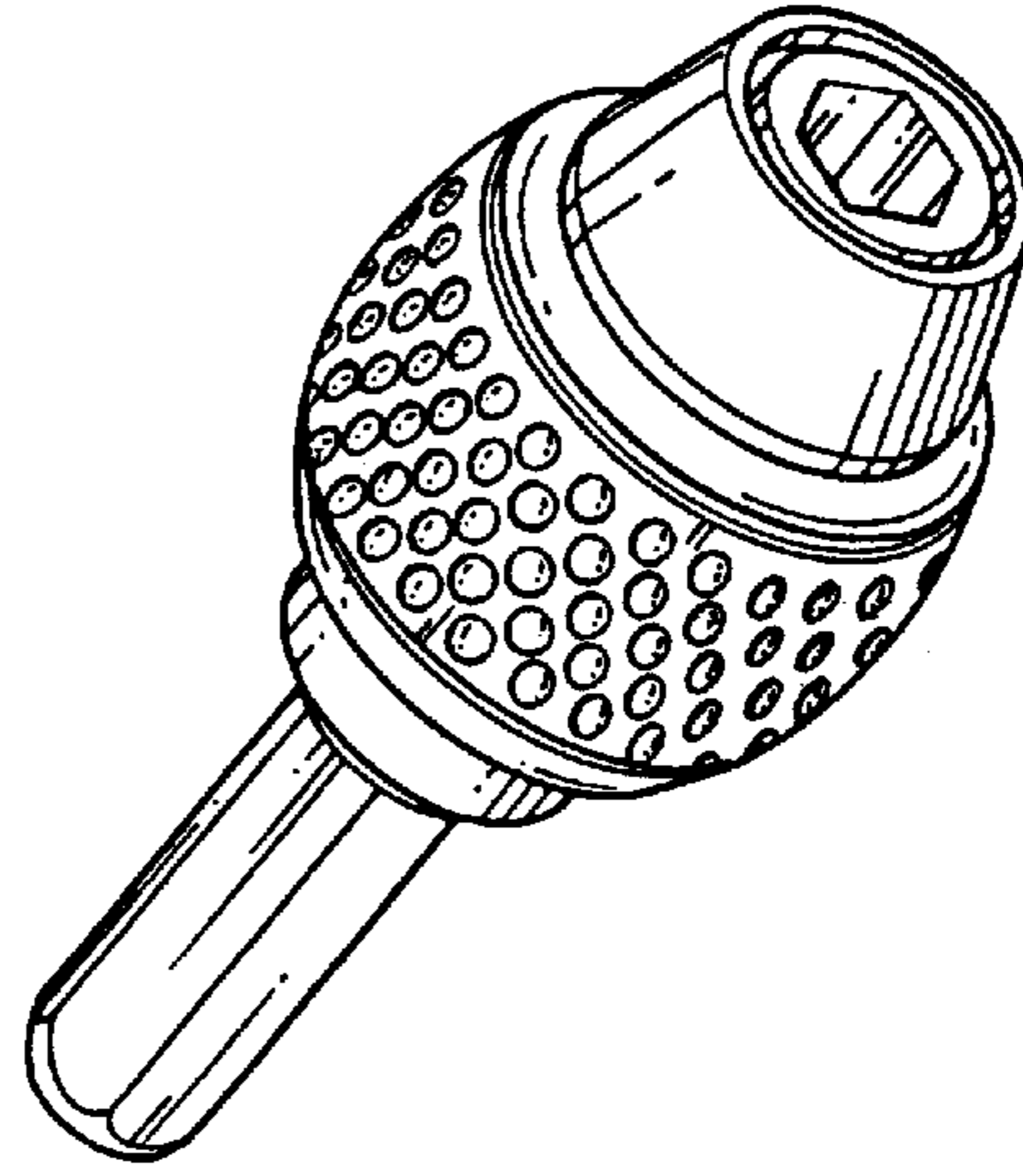


FIG. 1

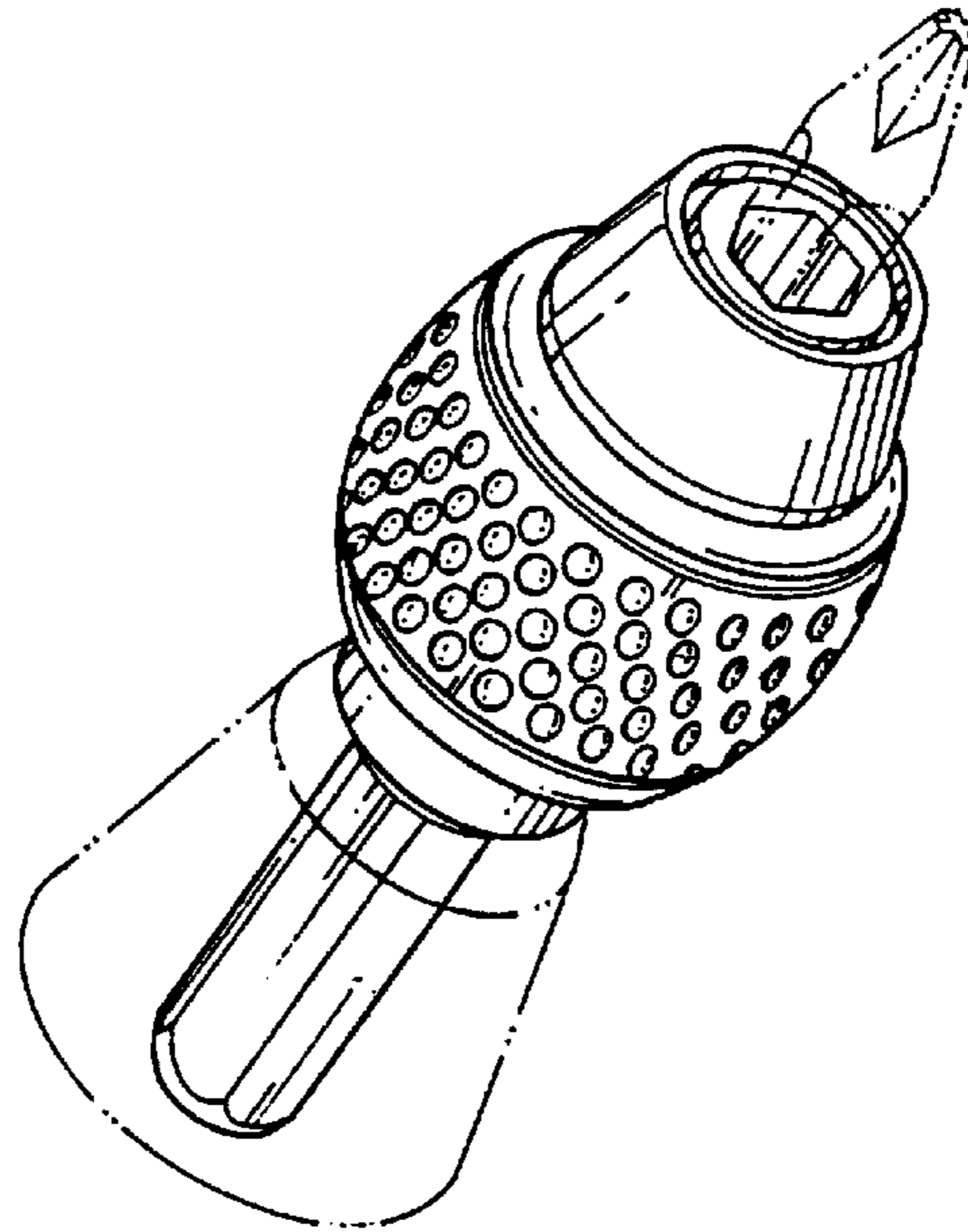


FIG. 5