



US00D457793S

(12) **United States Design Patent** (10) **Patent No.:** **US D457,793 S**  
**D'Astous** (45) **Date of Patent:** **\*\* May 28, 2002**

(54) **PAINT MIXING PADDLE**

(74) *Attorney, Agent, or Firm*—Mario Theriault

(76) **Inventor:** **Michel J. D'Astous**, 7 rue Marcoux,  
Sayabec Québec (CA), G0J 3K0

(57) **CLAIM**

(\*\*) **Term:** **14 Years**

The ornamental design for a paint mixing paddle, as shown and described.

(21) **Appl. No.:** **29/143,532**

**DESCRIPTION**

(22) **Filed:** **Jun. 18, 2001**

FIG. 1 is a front and right side perspective view of a paint mixing paddle showing a first embodiment of my new design;

(51) **LOC (7) Cl.** ..... **08-05**

(52) **U.S. Cl.** ..... **D8/19; D8/14**

FIG. 2 is a front view thereof, the rear view being a mirror image;

(58) **Field of Search** ..... **D8/14, 16, 19;**

**D32/46, 49, 54; 7/105; 15/236.07, 236.09;**

**366/129, 343, 605; 416/70 R, 71**

FIG. 3 is a right side view thereof;

FIG. 4 is a left side view thereof;

(56) **References Cited**

**U.S. PATENT DOCUMENTS**

4,197,017 A \* 4/1980 Whelan ..... 366/605

4,884,895 A \* 12/1989 Rodgers ..... 366/343

4,896,390 A \* 1/1990 Durant ..... 7/105

D324,629 S \* 3/1992 Bloom et al. .... D8/14

D347,559 S \* 6/1994 Piscitelli ..... D8/16

D394,996 S \* 6/1998 Fong ..... D8/14

FIG. 5 is an end view thereof, the other end view being a mirror image;

FIG. 6 is a front view of another paint mixing paddle showing a second embodiment of my new design;

FIG. 7 is a left side view of the second embodiment of my new design; and,

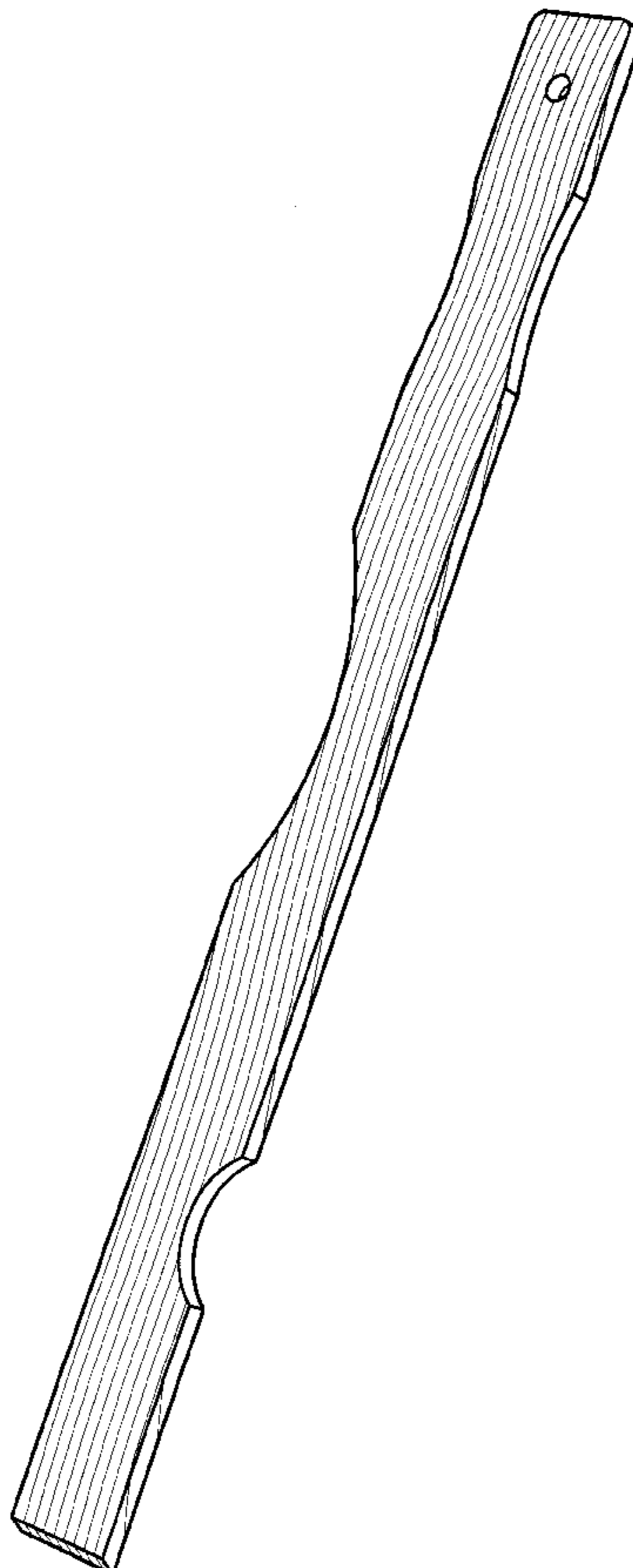
FIG. 8 is a right side view of the second embodiment of my new design.

The end view of the second embodiment of my new design is the same as the illustration in FIG. 5.

\* cited by examiner

*Primary Examiner*—Doris V. Coles  
*Assistant Examiner*—Elizabeth A. Albert

**1 Claim, 2 Drawing Sheets**



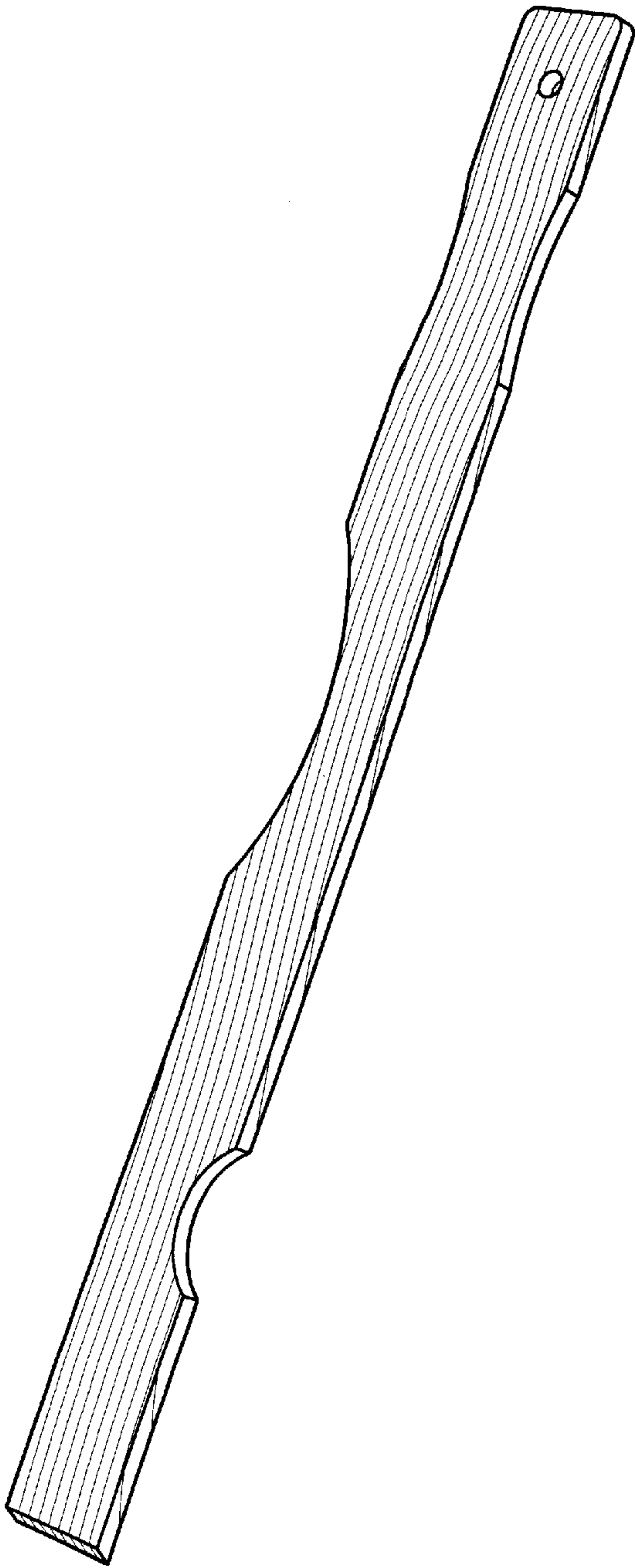


FIG. 1



FIG. 5



FIG. 4



FIG. 2



FIG. 3

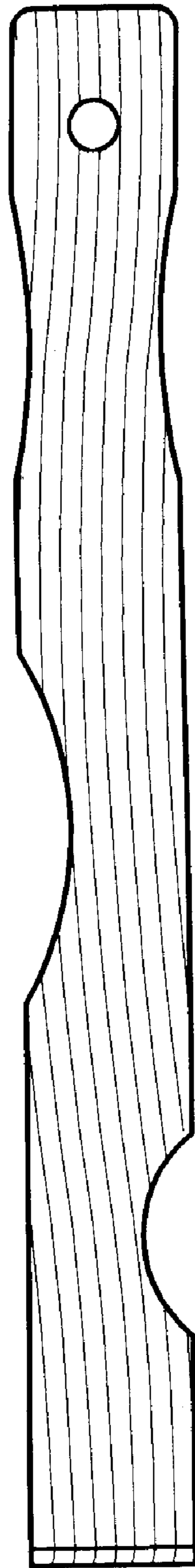
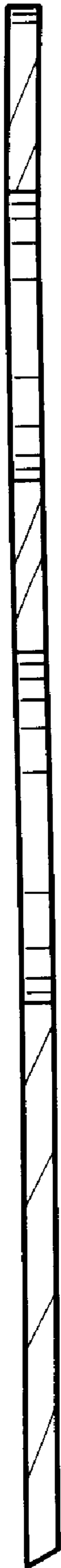


FIG. 7

FIG. 6

FIG. 8