



US00D457788S

(12) **United States Design Patent**
Hornsby, IV

(10) **Patent No.:** **US D457,788 S**

(45) **Date of Patent:** **** May 28, 2002**

(54) **MOLD**

(75) **Inventor:** **Walter Spurgeon Hornsby, IV,**
Woodstock, GA (US)

(73) **Assignee:** **Kraft Foods Holdings, Inc., Northfield,**
IL (US)

(**) **Term:** **14 Years**

(21) **Appl. No.:** **29/138,305**

(22) **Filed:** **Mar. 12, 2001**

(51) **LOC (7) Cl.** **07-02**

(52) **U.S. Cl.** **D7/672; D15/90**

(58) **Field of Search** **D7/672; D15/90;**
249/110, 119, 127; 426/414

(56) **References Cited**

U.S. PATENT DOCUMENTS

422,221 A	2/1890	Jayne	
802,455 A	10/1905	Kinzer	
1,784,174 A	12/1930	Buhler	
3,317,177 A	5/1967	Brand	
3,443,785 A	5/1969	Ewers	
3,456,301 A	7/1969	Morrone	
D271,177 S	* 11/1983	Lucido D7/672 X

D276,049 S	* 10/1984	Folkmar D15/90
4,813,646 A	3/1989	Fujito	
5,527,012 A	6/1996	Vinkel et al.	
5,976,588 A	11/1999	Vincent	
D420,866 S	2/2000	VanHalteren et al.	

* cited by examiner

Primary Examiner—Terry A. Wallace

(74) *Attorney, Agent, or Firm*—Larson & Taylor, PLC

(57) **CLAIM**

The ornamental design for a mold, as shown and described.

DESCRIPTION

FIG. 1 is a top plan view of a mold according to my new design.

FIG. 2 is a bottom plan view thereof.

FIG. 3 is a right side elevational view thereof, wherein the left side elevational view is a mirror image of FIG. 3.

FIG. 4 is a front elevational view thereof, wherein the rear elevational view is a mirror image of FIG. 4.

FIG. 5 is a partial, enlarged cross-sectional view thereof taken along line 5—5 of FIG. 1; and,

FIG. 6 is a partial, enlarged cross-sectional view thereof taken along line 6—6 of FIG. 1.

1 Claim, 5 Drawing Sheets

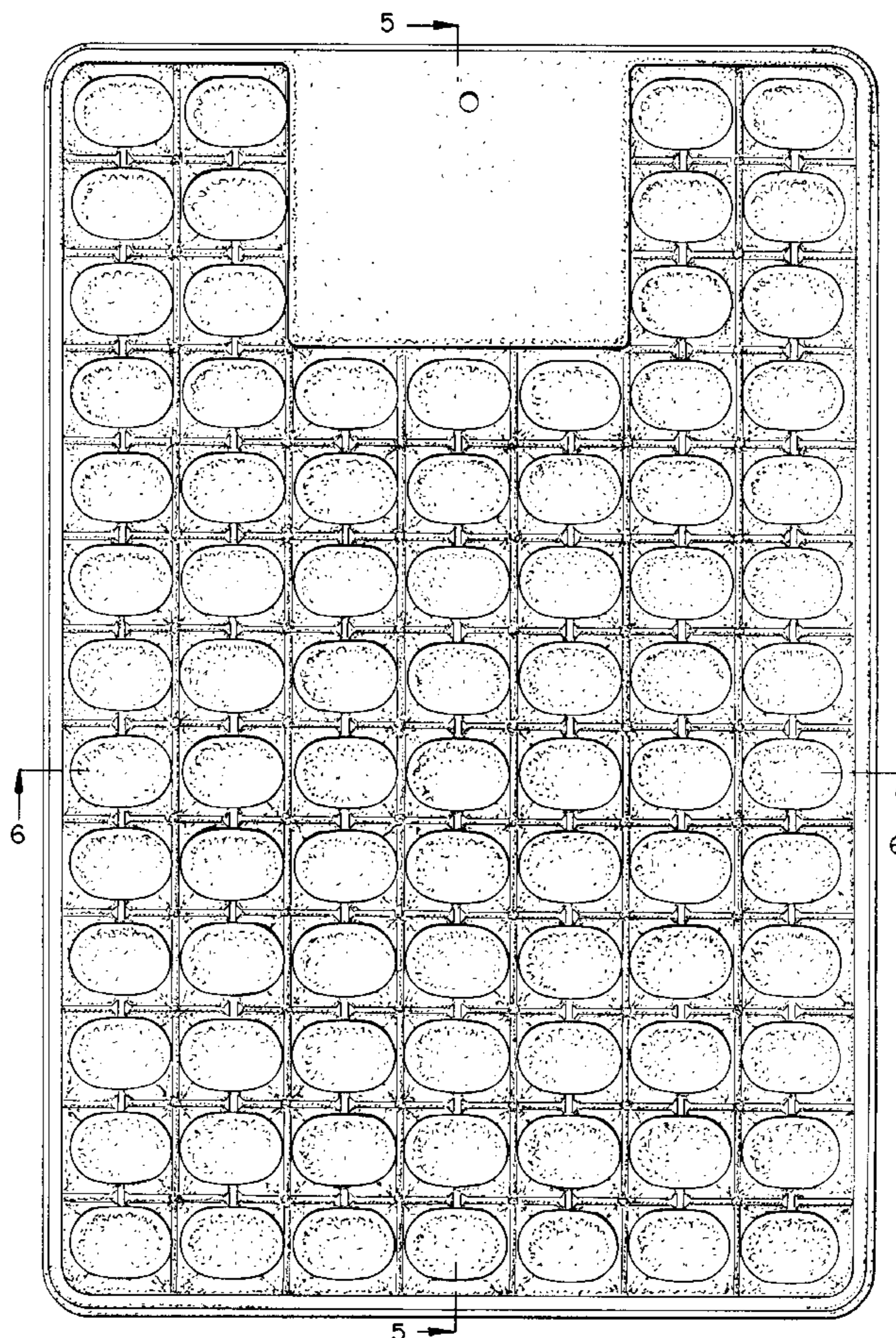


Fig. 1

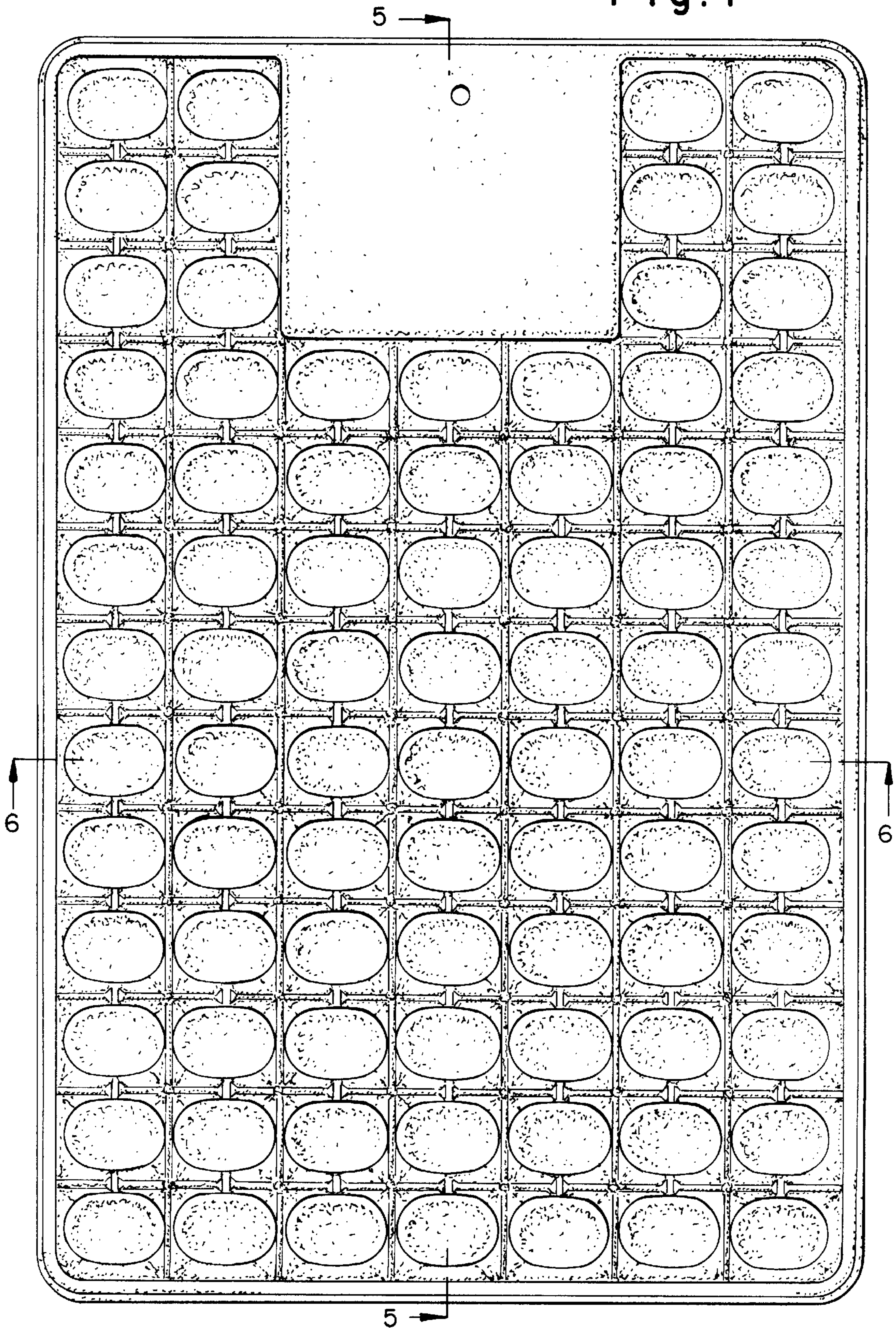
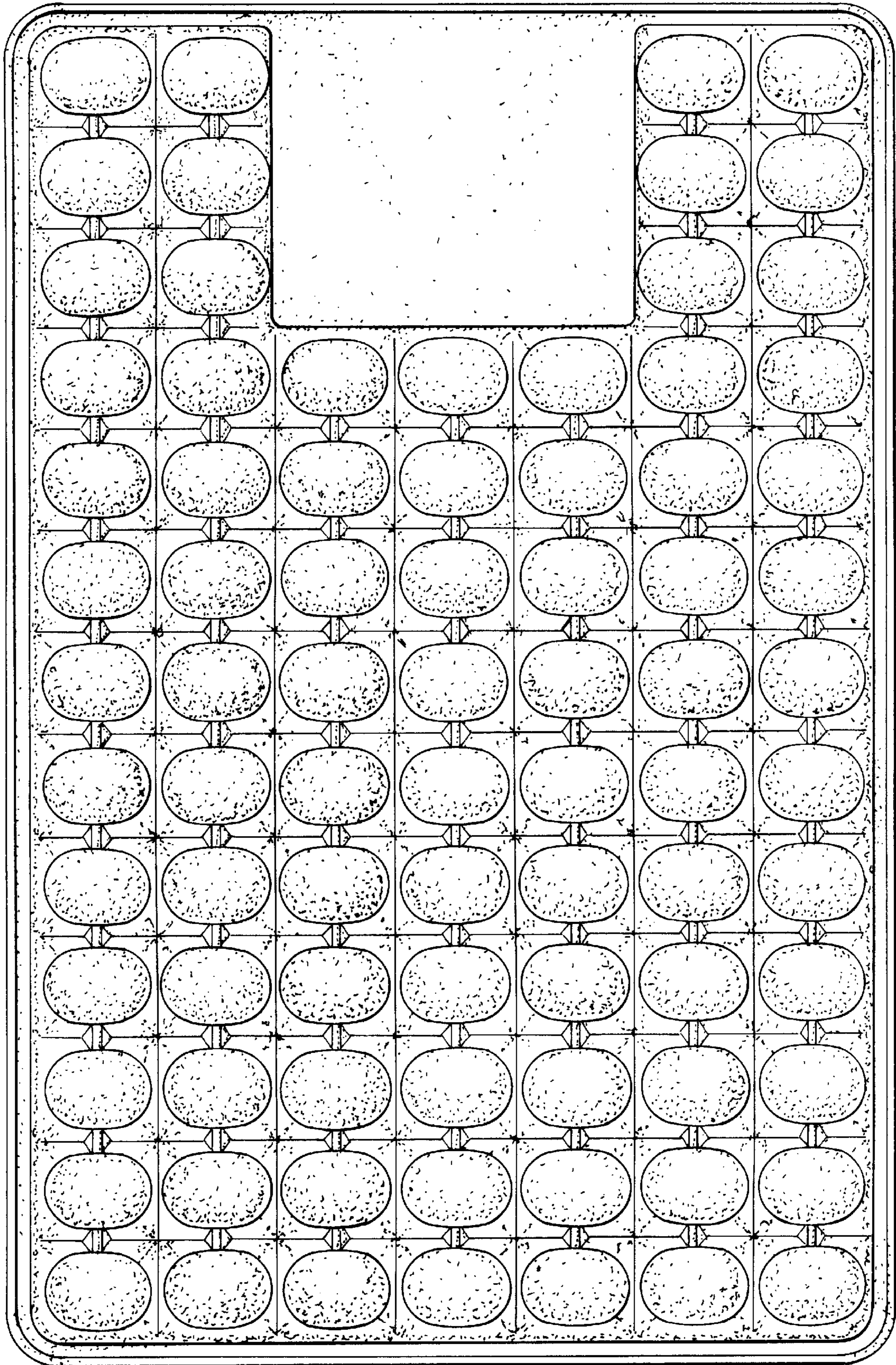


Fig. 2



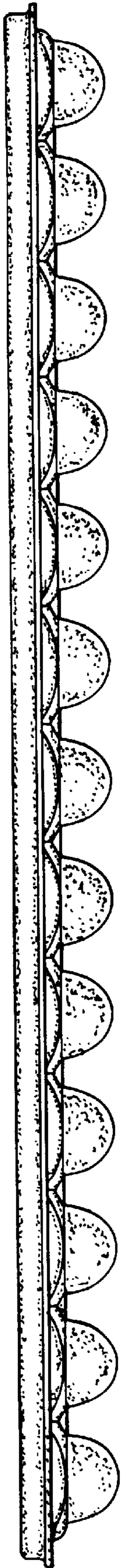


Fig. 3



Fig. 4

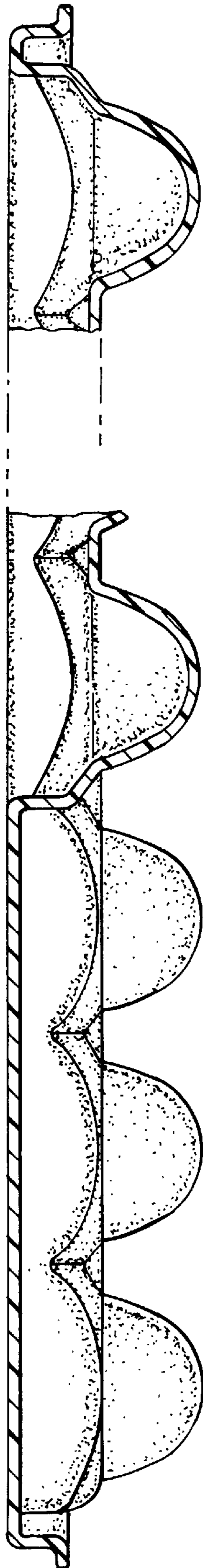


Fig. 5

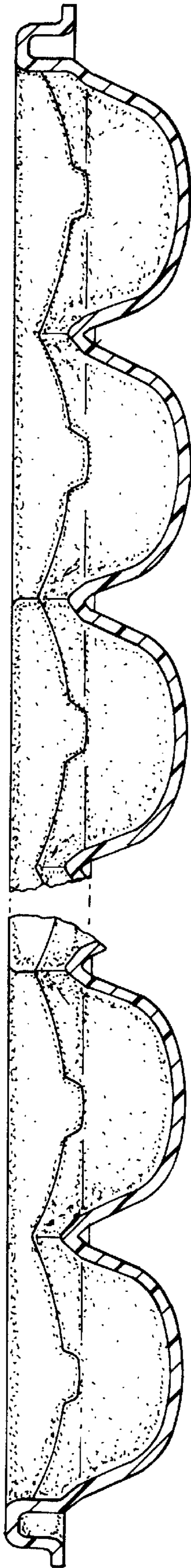


Fig. 6