



US00D457786S

(12) **United States Design Patent**
Wrob

(10) **Patent No.:** **US D457,786 S**

(45) **Date of Patent:** **** May 28, 2002**

(54) **CAMOUFLAGE INSULATED BEVERAGE CONTAINER HOLDER**

Primary Examiner—Terry A. Wallace

(74) *Attorney, Agent, or Firm*—Thompson Coburn LLP

(75) **Inventor:** **Patrick J. Wrob, St. Clair, MO (US)**

(57) **CLAIM**

(73) **Assignee:** **Rocking P Inc., St. Clair, MO (US)**

The ornamental design for a camouflage insulated beverage container holder, as shown and described.

(**) **Term:** **14 Years**

DESCRIPTION

(21) **Appl. No.:** **29/143,721**

FIG. 1 is a perspective view of a camouflage insulated beverage container holder showing my new design;

(22) **Filed:** **Jun. 19, 2001**

FIG. 2 is a top plan view of the camouflage insulated beverage container holder of FIG. 1;

(51) **LOC (7) Cl.** **07-01**

(52) **U.S. Cl.** **D7/606**

(58) **Field of Search** D7/605, 606, 608, D7/619, 624, 625; 62/457.1–457.5; 215/395, 396; 220/737, 739, 903, 592.16, 592.17, 592.2

FIG. 3 is a bottom plan view of the camouflage insulated beverage container holder of FIG. 1;

FIG. 4 is a front elevation view of the camouflage insulated beverage container holder of FIG. 1;

FIG. 5 is a rear elevation view of the camouflage insulated beverage container holder of FIG. 1;

(56) **References Cited**

U.S. PATENT DOCUMENTS

4,344,303 A * 8/1982 Kelly, Jr. 82/457.4 X

4,596,370 A * 6/1986 Adkins 248/311.2

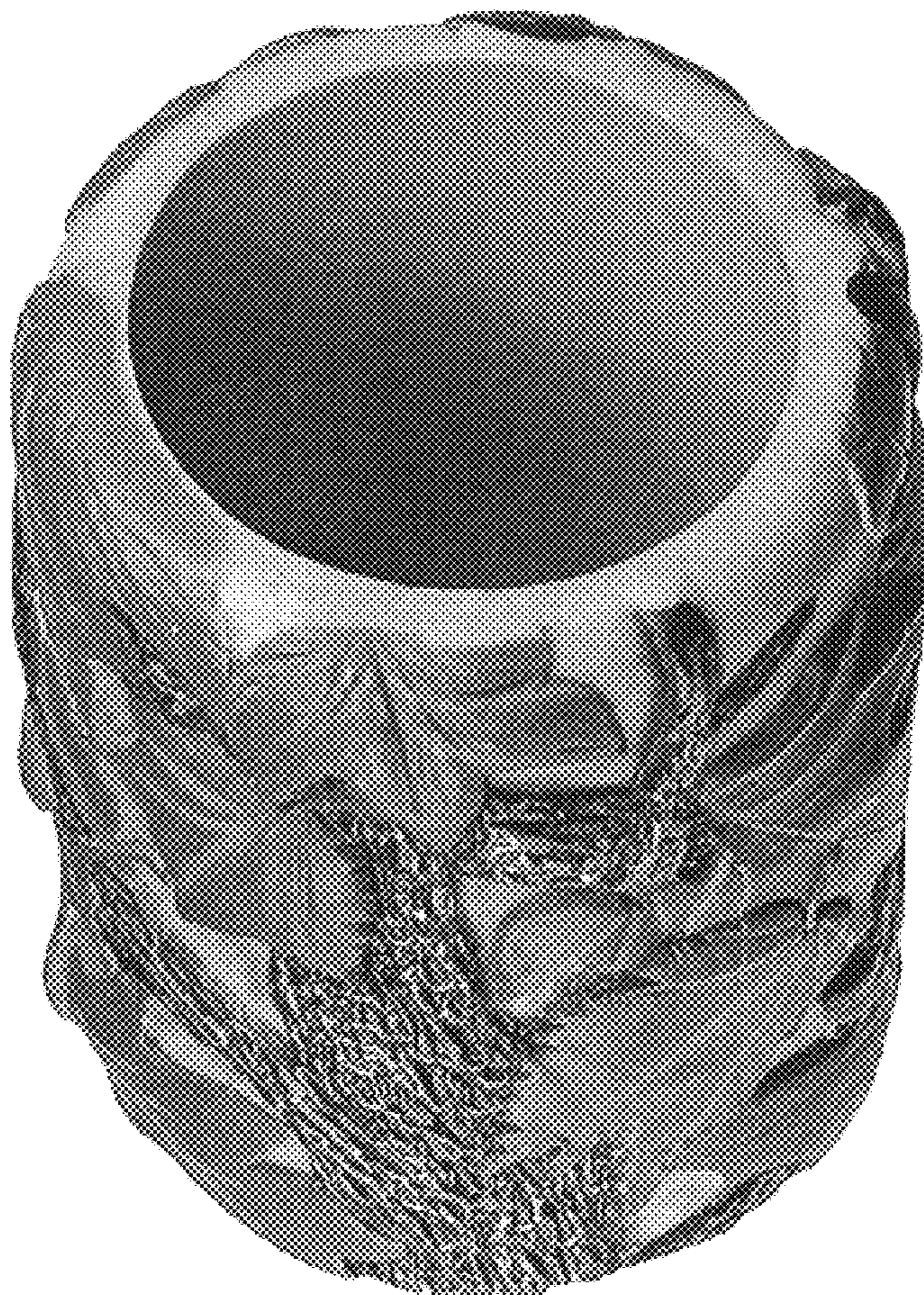
4,671,424 A * 6/1987 Byrns 220/739 X

FIG. 6 is a left elevation view of the camouflage insulated beverage container holder of FIG. 1; and,

FIG. 7 is a right elevation view of the camouflage insulated beverage container holder of FIG. 1.

* cited by examiner

1 Claim, 7 Drawing Sheets



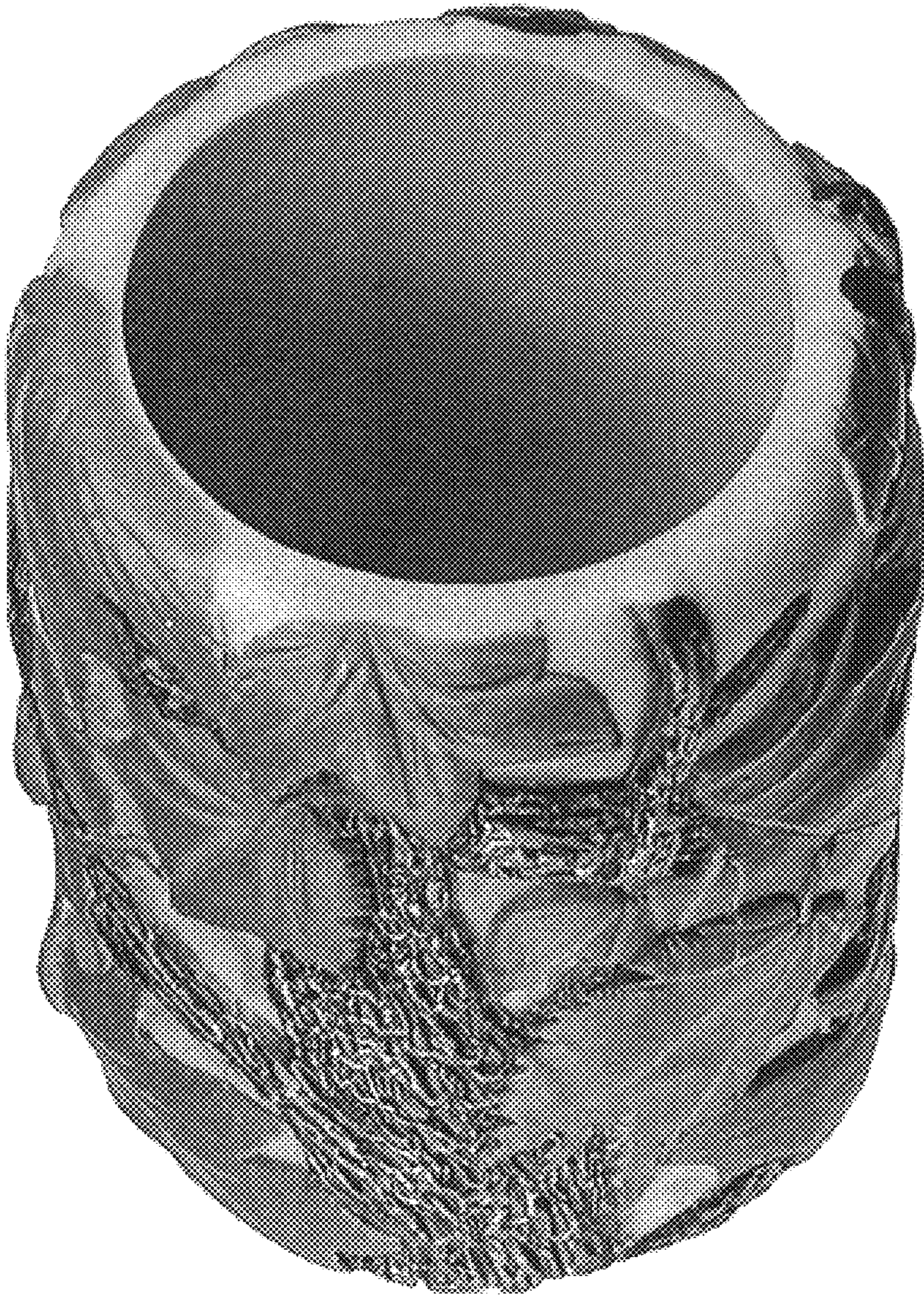


FIG. 1

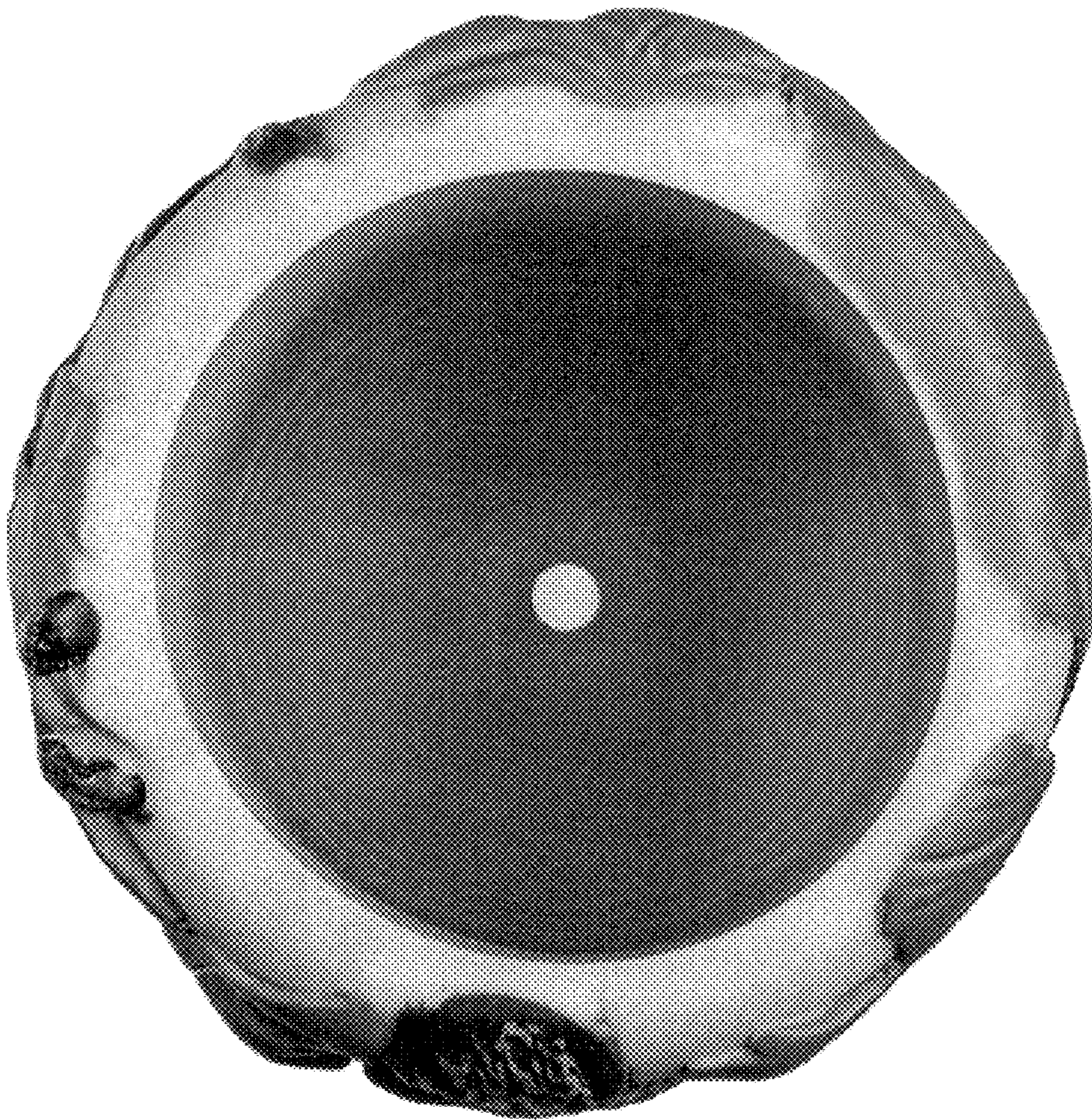


FIG. 2




FIG. 3



FIG. 4



FIG. 5



FIG. 6




FIG. 7