



US00D457782S

(12) **United States Design Patent**  
**Snell**

(10) **Patent No.:** **US D457,782 S**

(45) **Date of Patent:** **\*\* May 28, 2002**

(54) **BASE FOR CONTAINERS AND HOLDERS**

(75) **Inventor:** **Russell Benton Snell**, Bentleyville, OH (US)

(73) **Assignee:** **InterDesign, Inc.**, Solon, OH (US)

(\*\*) **Term:** **14 Years**

(21) **Appl. No.:** **29/137,130**

(22) **Filed:** **Feb. 13, 2001**

(51) **LOC (7) Cl.** ..... **07-01**

(52) **U.S. Cl.** ..... **D7/396.6; D7/396.2; D7/523**

(58) **Field of Search** ..... D7/509, 396.6, D7/523, 400, 532, 602, 608, 624, 396.2, 619, 507; D11/152, 146; 206/459.1, 217, 519, 520, 557; 116/227; 229/1.5 B, 4.5, 400; 215/376, 372, 11.1, 395; 220/713, 740; D9/428, 500, 429; 248/146

(56) **References Cited**

**U.S. PATENT DOCUMENTS**

1,705,004 A	*	3/1929	Dick	.....	206/557
D95,903 S	*	6/1935	Fenton	.....	D7/523
D108,746 S	*	3/1938	Hansen	.....	D7/523
D113,508 S	*	2/1939	Gross	.....	D7/507
D164,572 S	*	8/1951	Happe	.....	D7/624
2,589,967 A	*	3/1952	Sawter	.....	215/376
2,784,577 A	*	3/1957	Beaham	.....	248/146
3,495,733 A	*	2/1970	Davis	.....	206/520

3,854,583 A	*	12/1974	Amberg et al.	.....	206/520
D248,075 S	*	6/1978	Daenen	.....	D7/523
D255,887 S	*	7/1980	Waterfield	.....	D11/146
D268,255 S	*	3/1983	Waterfield	.....	D11/152
D280,078 S	*	8/1985	Fortuna	.....	D9/500
D282,134 S	*	1/1986	Durand	.....	D7/523
4,726,553 A	*	2/1988	Wischusen, III	.....	248/146
D309,073 S	*	7/1990	Robinson	.....	D7/608
D351,970 S	*	11/1994	Barrio	.....	D7/619
D358,080 S	*	5/1995	Handler	.....	D7/509
D404,967 S	*	2/1999	Chen	.....	D7/400

\* cited by examiner

*Primary Examiner*—M. N. Pandozzi

(74) *Attorney, Agent, or Firm*—D. Peter Hochberg; Katherine R. Vieyra; William H. Holt


(57) **CLAIM**

The ornamental design for a base for containers and holders, as shown and described.

**DESCRIPTION**

FIG. 1 is a perspective view of the base for containers and holders according to the invention; FIG. 2 is a top view of the base for containers and holders as shown in FIG. 1; FIG. 3 is a side view of the base for containers and holders as shown in FIG. 1; and, FIG. 4 is a bottom view of the base for containers and holders as shown in FIG. 1.

**1 Claim, 1 Drawing Sheet**






FIG-1

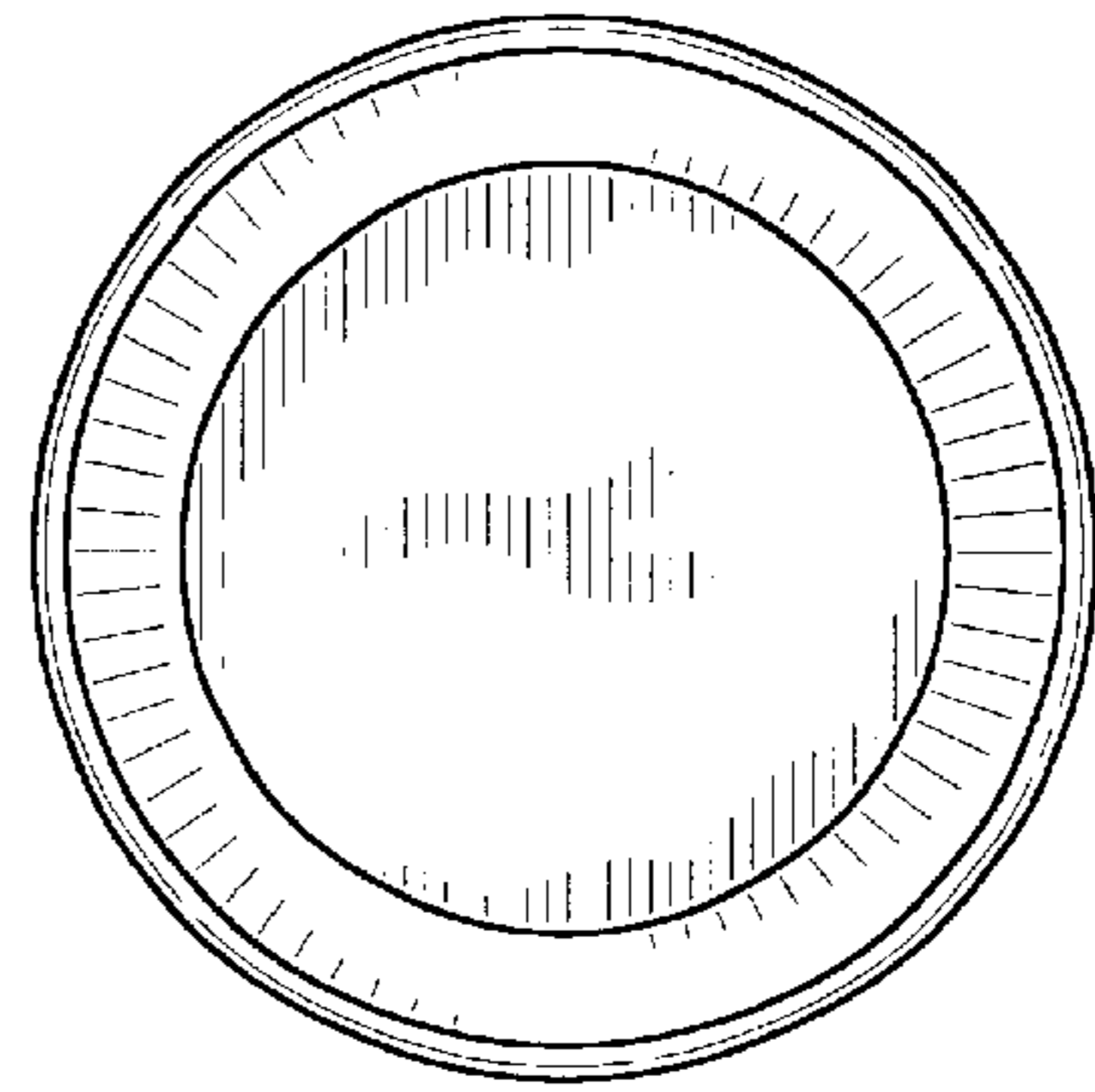


FIG-2

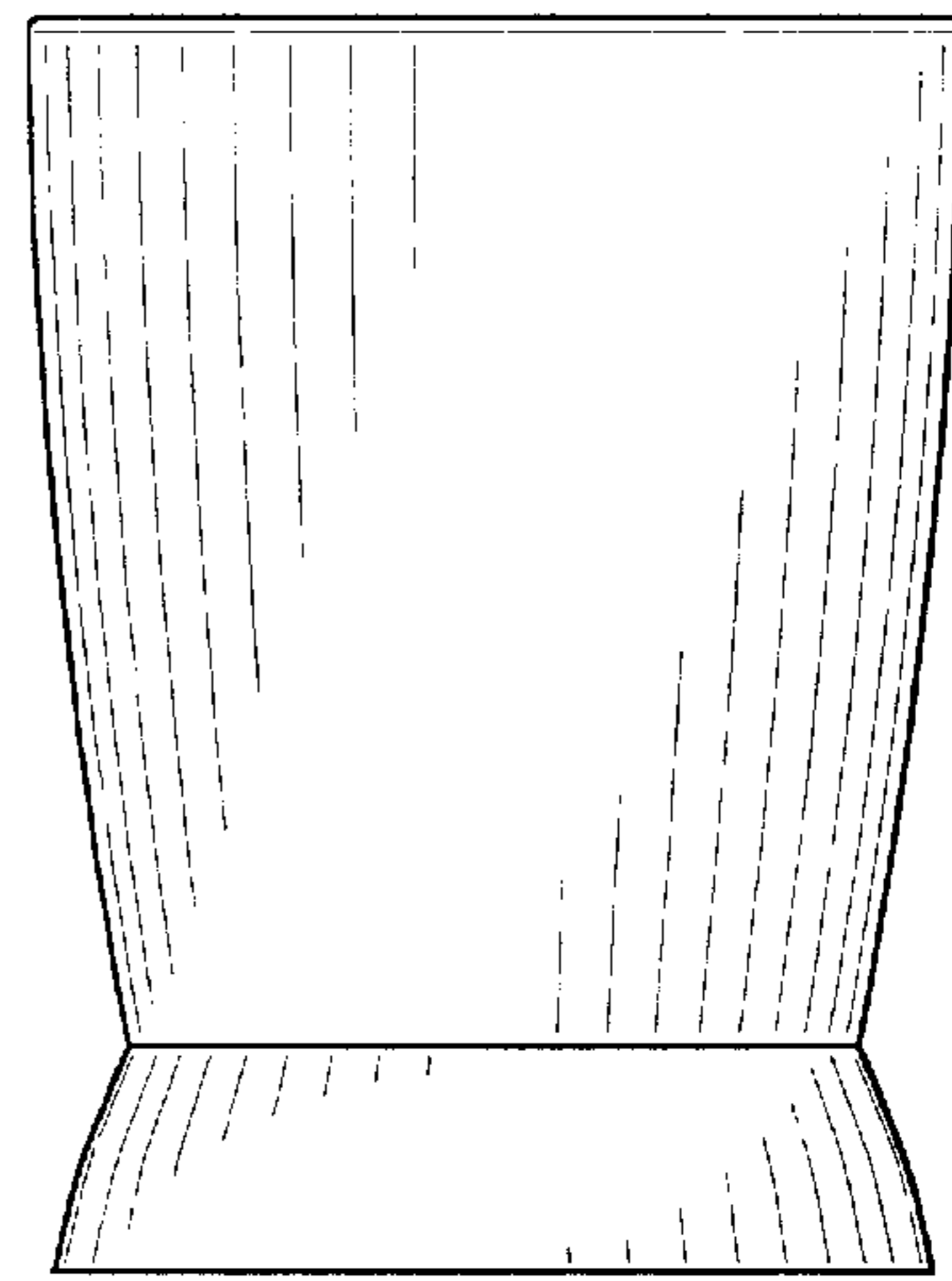


FIG-3

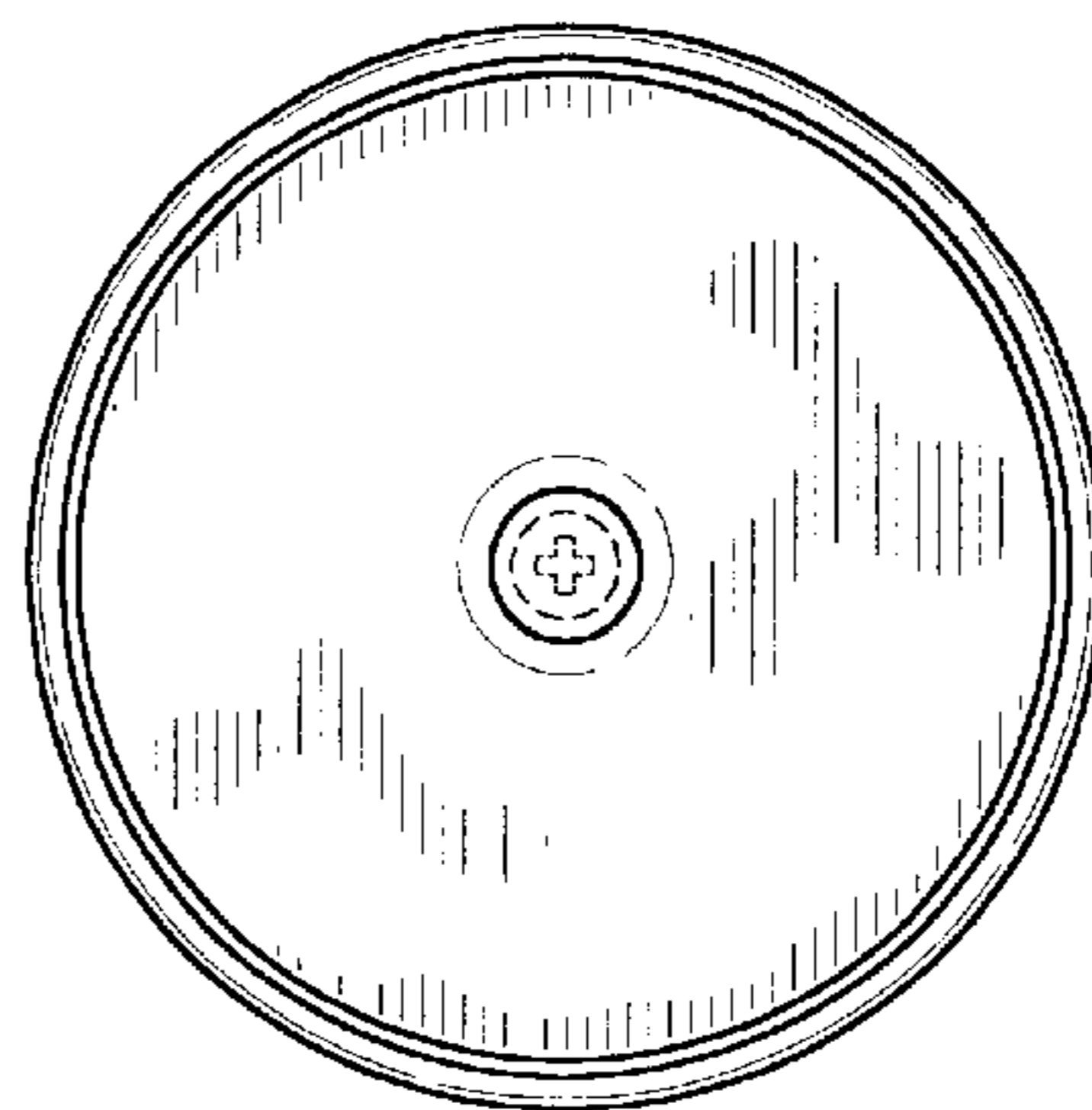


FIG-4