



US00D45777S

(12) **United States Design Patent**
Bradley

(10) **Patent No.:** **US D457,777 S**

(45) **Date of Patent:** **** May 28, 2002**

(54) **PIE PLATE**

(75) **Inventor:** **Kevin Bradley**, Hoffman Estates, IL
(US)

(73) **Assignee:** **The Pampered Chef, Ltd.**, Addison, IL
(US)

(**) **Term:** **14 Years**

(21) **Appl. No.:** **29/119,359**

(22) **Filed:** **Feb. 28, 2000**

(51) **LOC (7) Cl.** **07-02**

(52) **U.S. Cl.** **D7/354**

(58) **Field of Search** D7/323, 354-361,
D7/545; 219/730; 99/DIG. 15; 220/573.1,
574, DIG. 13

(56) **References Cited**

U.S. PATENT DOCUMENTS

476,340 A	6/1892	Wagandt	
D126,356 S	4/1941	Brown	
2,802,411 A	8/1957	Riener	
D200,724 S	3/1965	Grogel	
3,233,813 A	2/1966	Wolford	
D226,776 S	4/1973	Mider	
D254,355 S	* 3/1980	Ottier D7/360 X
4,542,271 A	* 9/1985	Tanonis et al. 219/730
D338,807 S	* 8/1993	Conti D7/545
D384,555 S	* 10/1997	Bradley D7/545

D407,949 S	4/1999	Henry D7/562
D415,391 S	* 10/1999	Henry D7/545
D425,759 S	* 5/2000	Henry D7/545
D426,104 S	* 6/2000	Bradley D7/359
D431,958 S	* 10/2000	Harris D7/354

OTHER PUBLICATIONS

Betty Crocker Making A Home Housewares Collection Catalog; Sep. 15, 1997; p. 20; Item F—Emile Henry Poiter Ribbed 9" pie dish.*

Rowoco Wholesale Price List, Sep. 1, 1991, p. 62.

* cited by examiner

Primary Examiner—Caron D. Veynar

(74) *Attorney, Agent, or Firm*—Olson & Hierl, Ltd.

(57) **CLAIM**

The ornamental design for a pie plate, as shown and described.

DESCRIPTION

FIG. 1 is a perspective view of a pie plate showing my new design;

FIG. 2 is a top plan view of the FIG. 1 design;

FIG. 3 is a side elevational view, the opposite side view is a mirror image thereof;

FIG. 4 is an end elevational view of the FIG. 1 design;

FIG. 5 is a bottom plan view of the FIG. 1 design; and,

FIG. 6 is an opposite end elevational view of FIG. 4.

1 Claim, 2 Drawing Sheets

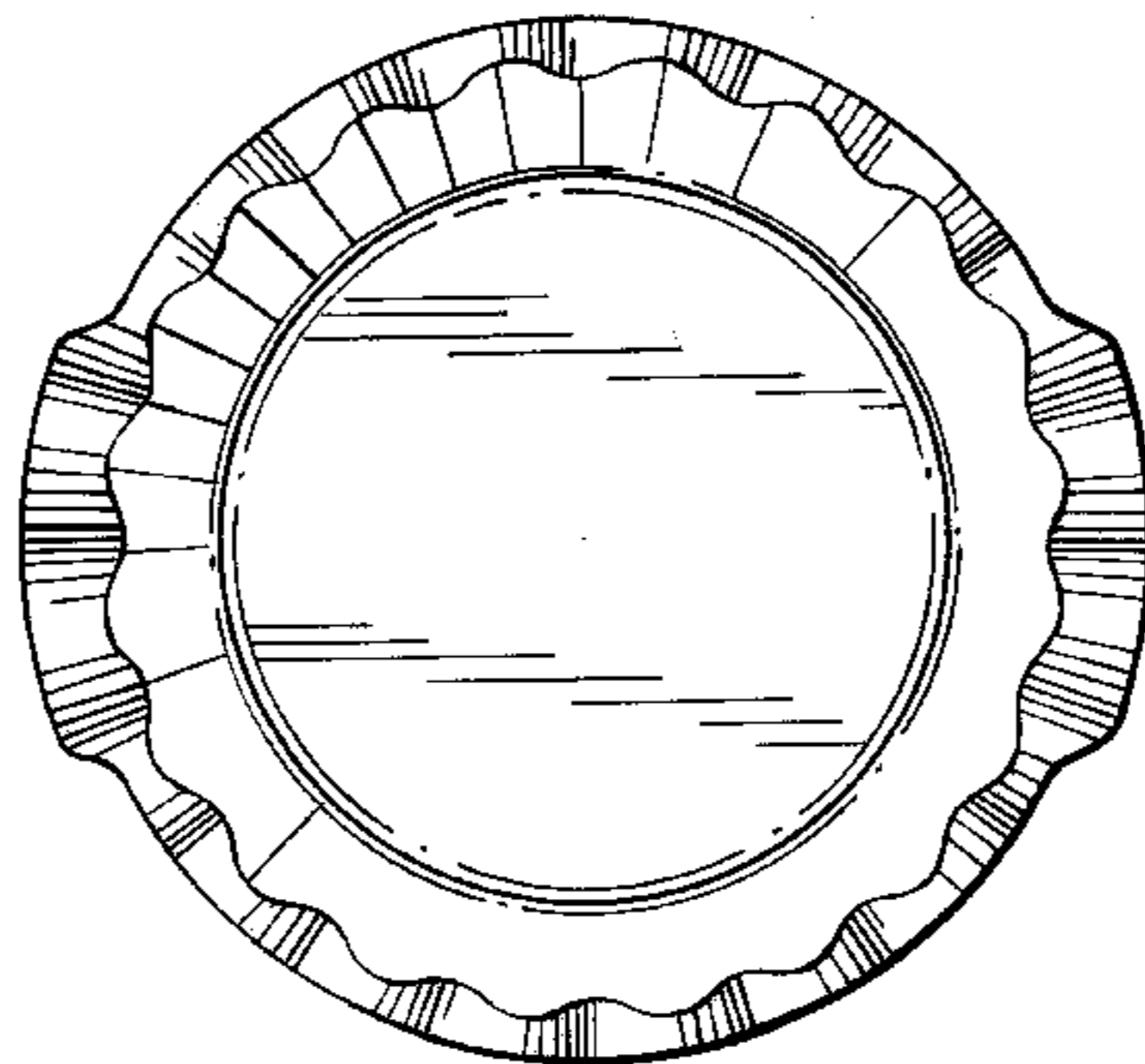
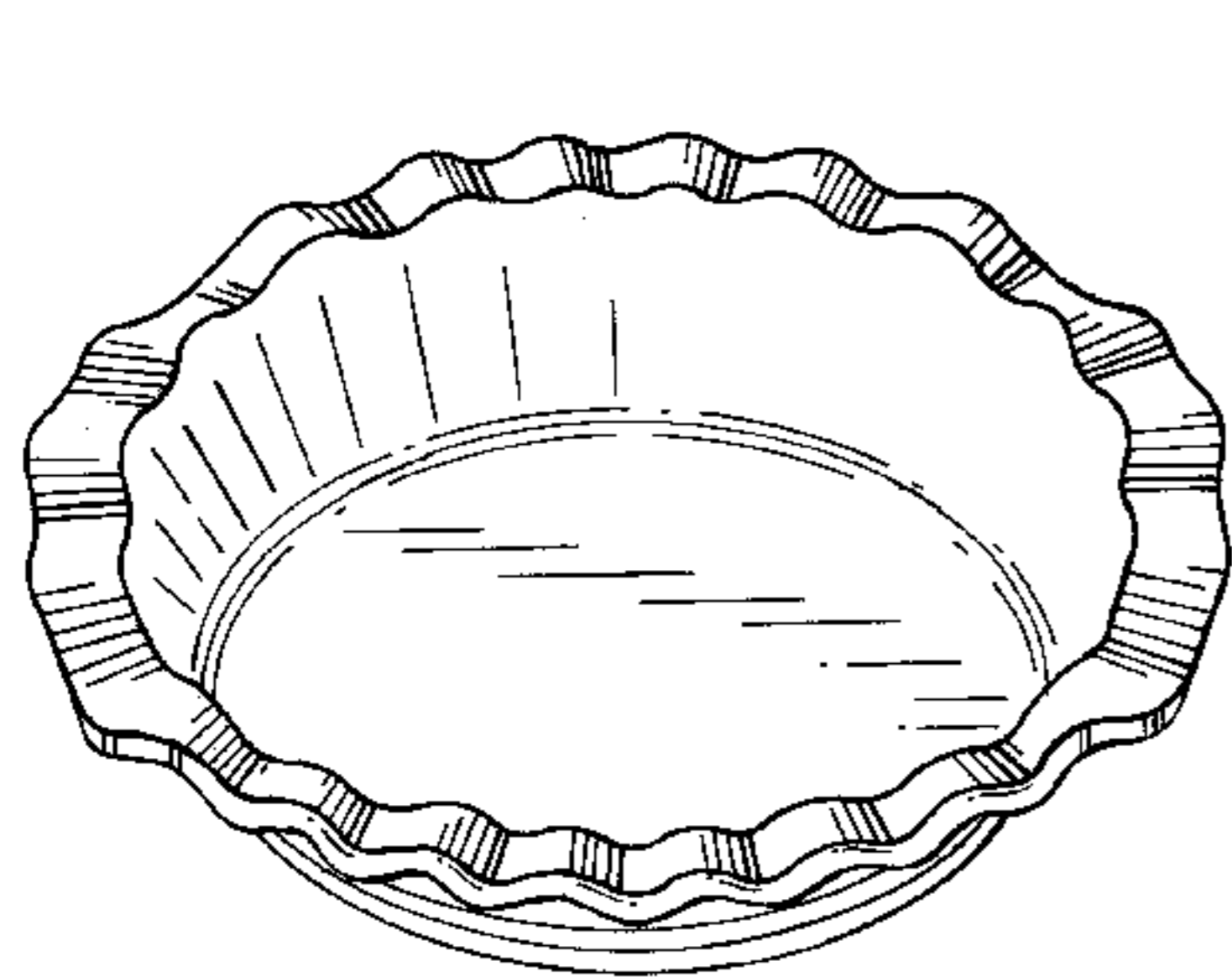


FIG. 1

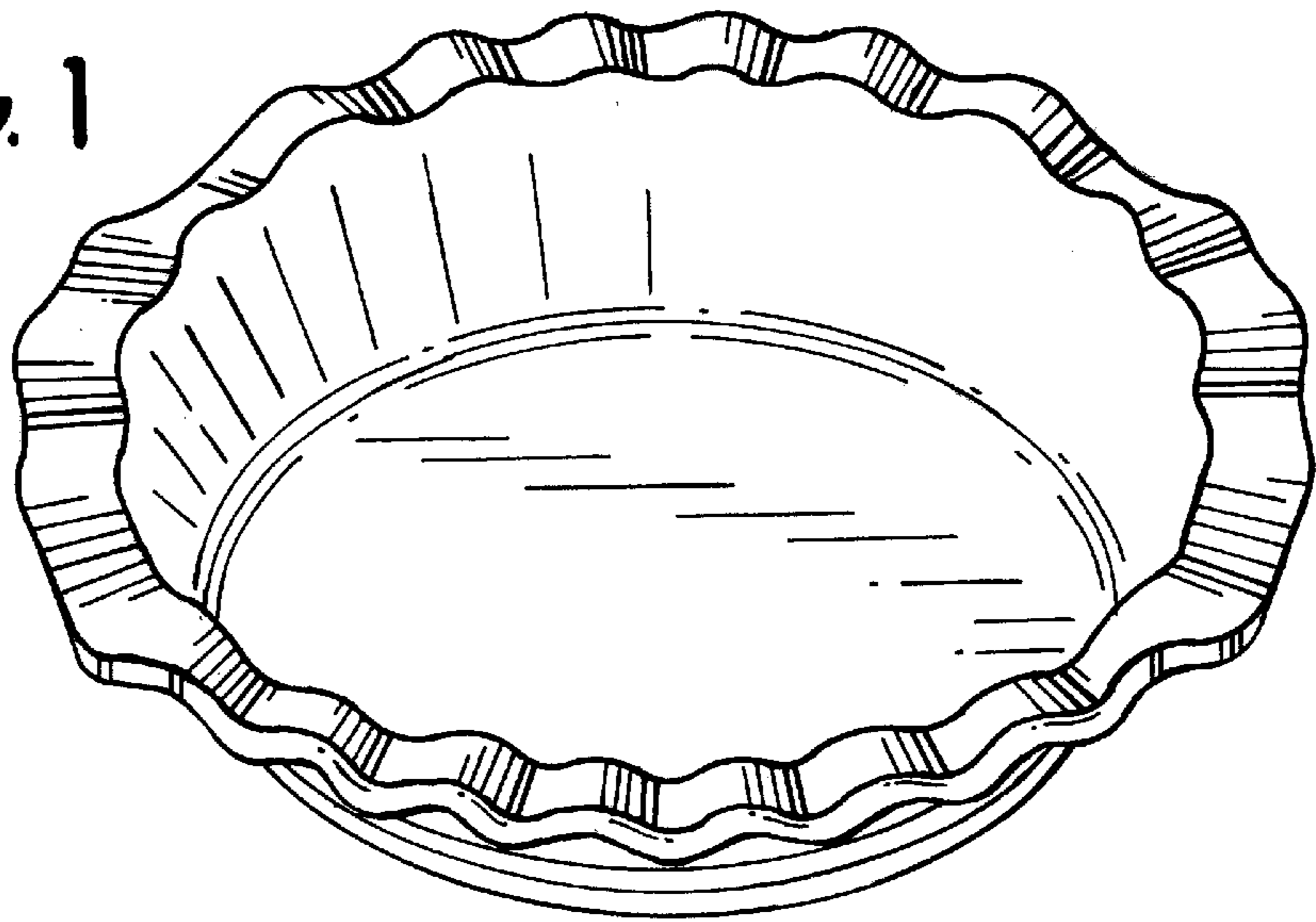


FIG. 2

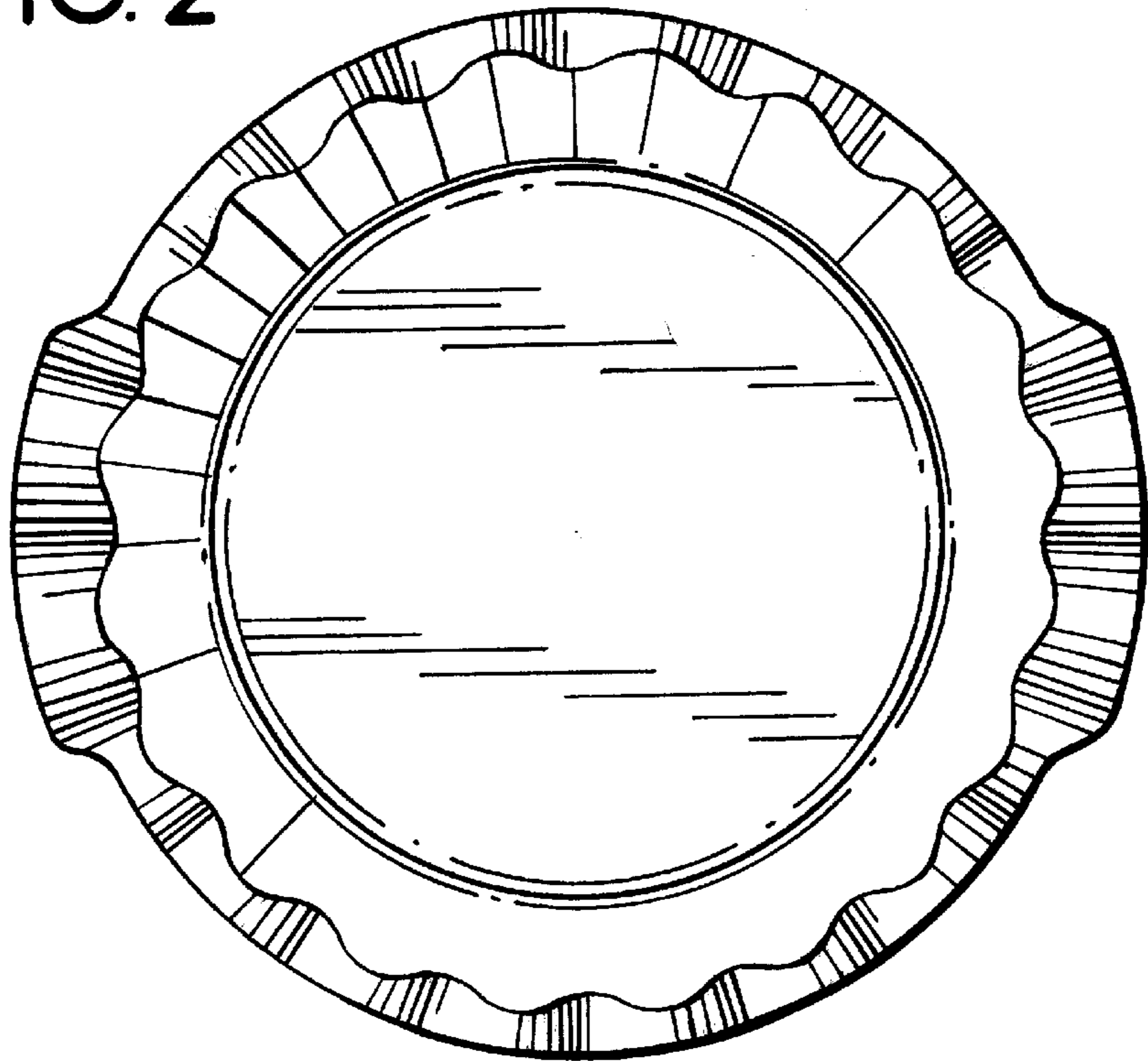


FIG. 3




FIG. 4

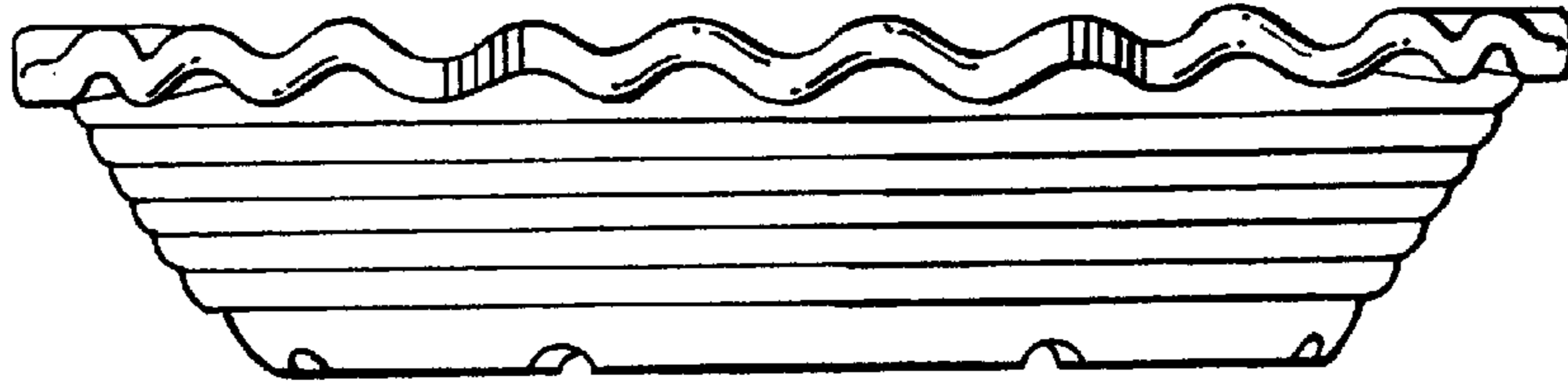


FIG. 5

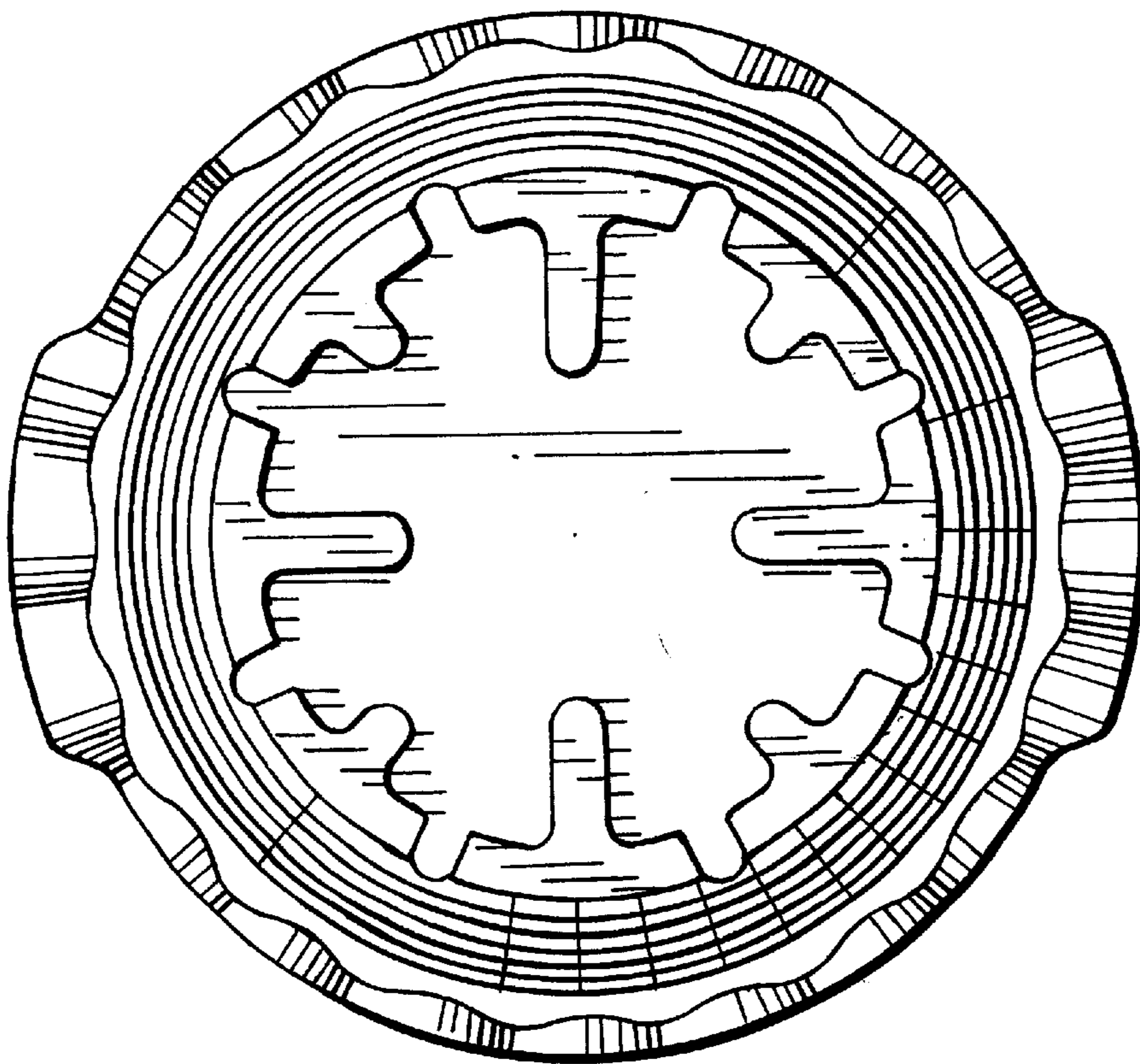


FIG. 6

