



US00D457773S

(12) **United States Design Patent**
John et al.

(10) **Patent No.:** **US D457,773 S**

(45) **Date of Patent:** **** May 28, 2002**

(54) **COMESTIBLE FLUID DISPENSER**

D443,792 S * 6/2001 Peters et al. D7/306

(75) Inventors: **Chun Kuen Sham John**, Hoong Kong (HK); **Kumkit Kunavongvorakul**, Bangkok (TH)

* cited by examiner

Primary Examiner—M. N. Pandozzi

(73) Assignee: **Pentalpha Hong Kong Limited**, Hong Kong (HK)

(74) *Attorney, Agent, or Firm*—Michael Best & Friedrich LLP

(**) Term: **14 Years**

(57) **CLAIM**

The ornamental design for a comestible fluid dispenser, as shown and described.

(21) Appl. No.: **29/139,116**

DESCRIPTION

(22) Filed: **Mar. 23, 2001**

(51) **LOC (7) Cl.** **07-01**

(52) **U.S. Cl.** **D7/306; D7/300**

(58) **Field of Search** D7/300, 306, 304, D7/311, 312, 323, 309; 194/317; 222/185.1, 156, 52; 239/29.3

FIG. 1 is a perspective view of a comestible fluid dispenser constructed in accordance with one preferred embodiment of the invention;

FIG. 2 is an elevation view of the front of the comestible fluid dispenser shown in FIG. 1;

FIG. 3 is an elevation view of the rear of the comestible fluid dispenser shown in FIGS. 1 and 2;

FIG. 4 is an elevation view of the right of the comestible fluid dispenser shown in FIGS. 1, 2 and 3, the left elevation view being a mirror image of the right elevation view;

FIG. 5 is a top plan view of the comestible fluid dispenser shown in FIGS. 1, 2, 3, and 4; and,

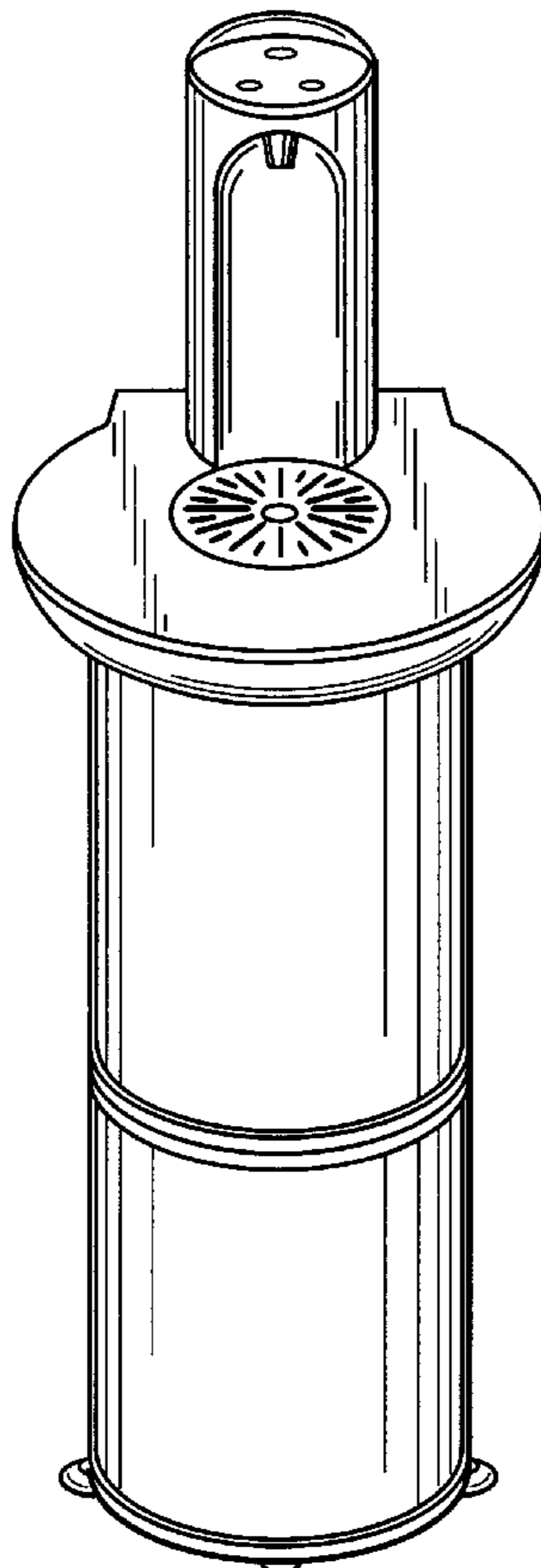
FIG. 6 is a bottom plan view of the comestible fluid dispenser shown in FIGS. 1, 2, 3, 4 and 5.

(56) **References Cited**

U.S. PATENT DOCUMENTS

D258,658 S	*	3/1981	Hill	D7/306
4,600,148 A	*	7/1986	Raymer et al.	239/29.3
5,356,046 A	*	10/1994	Burke	222/156
5,409,094 A	*	4/1995	Muraco	194/317
D417,358 S	*	12/1999	Dutruel	D7/309
D421,871 S	*	3/2000	Klosinski et al.	D7/309
D431,145 S	*	9/2000	Woebecke et al.	D7/306

1 Claim, 2 Drawing Sheets



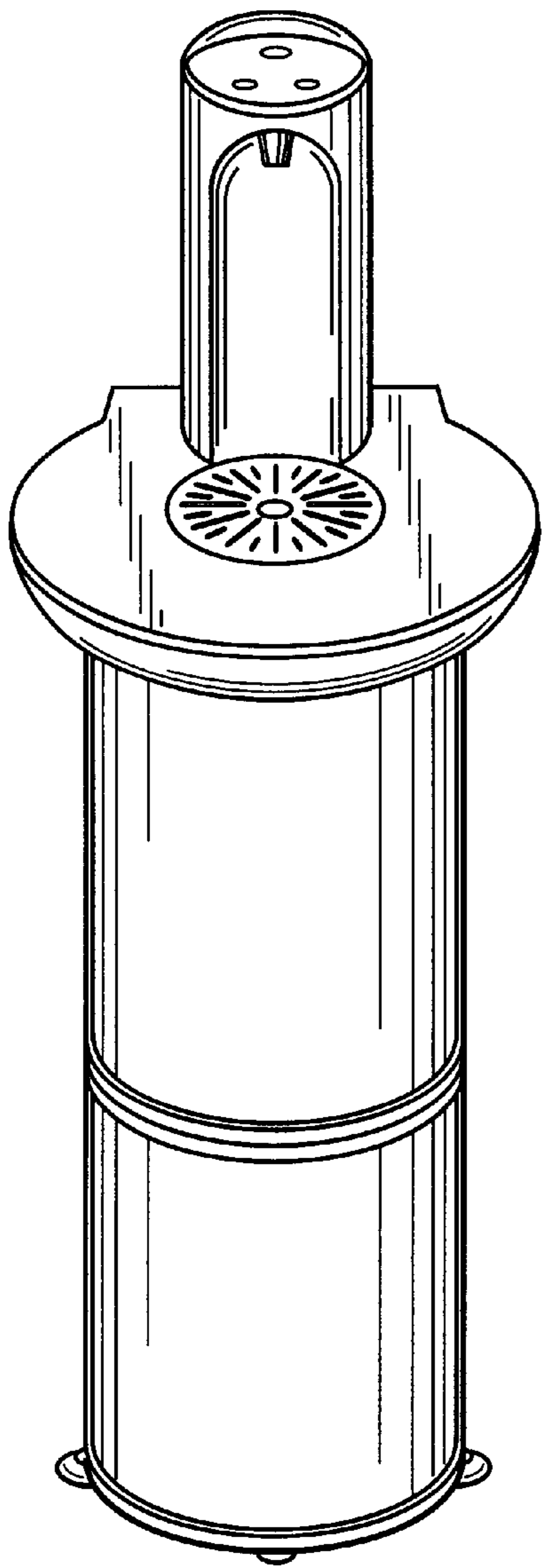


FIG. 1

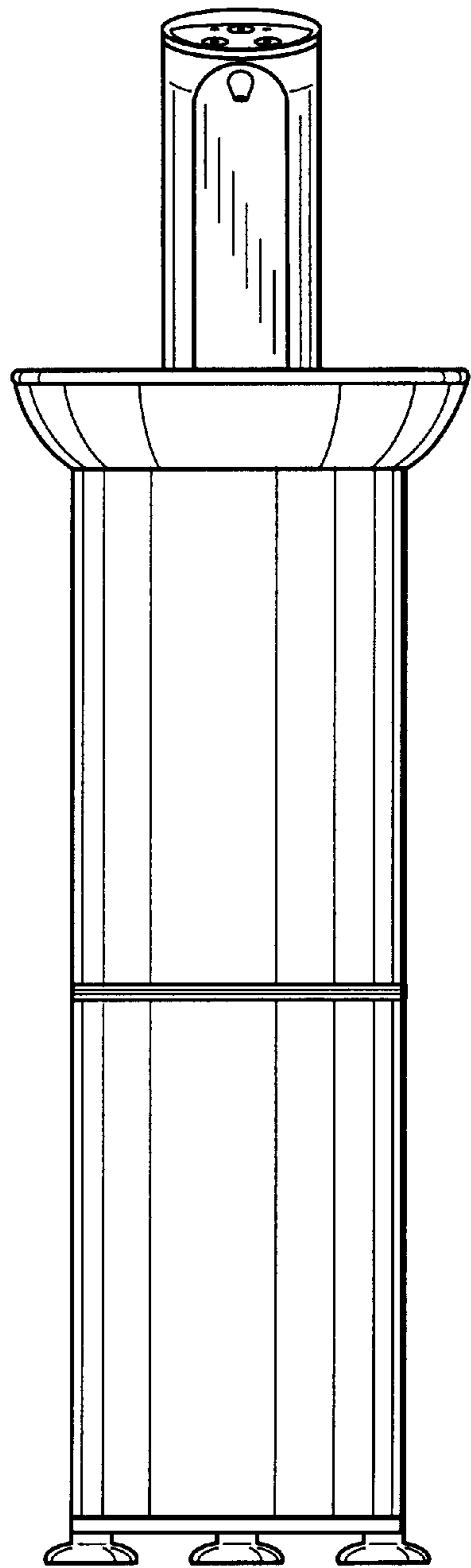


FIG. 2

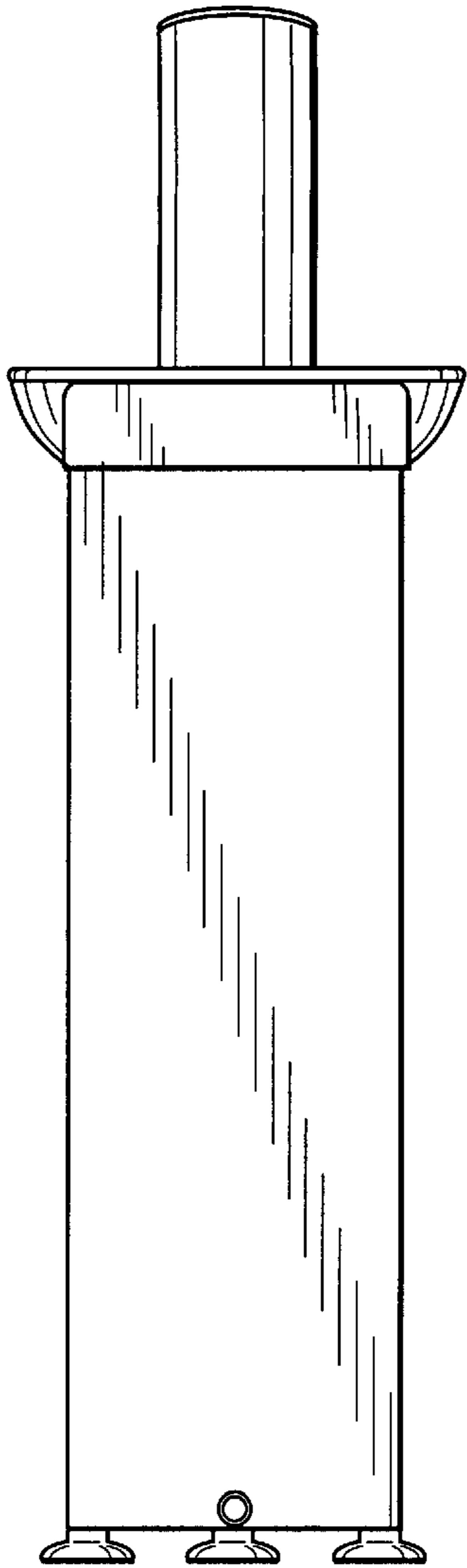


FIG. 3

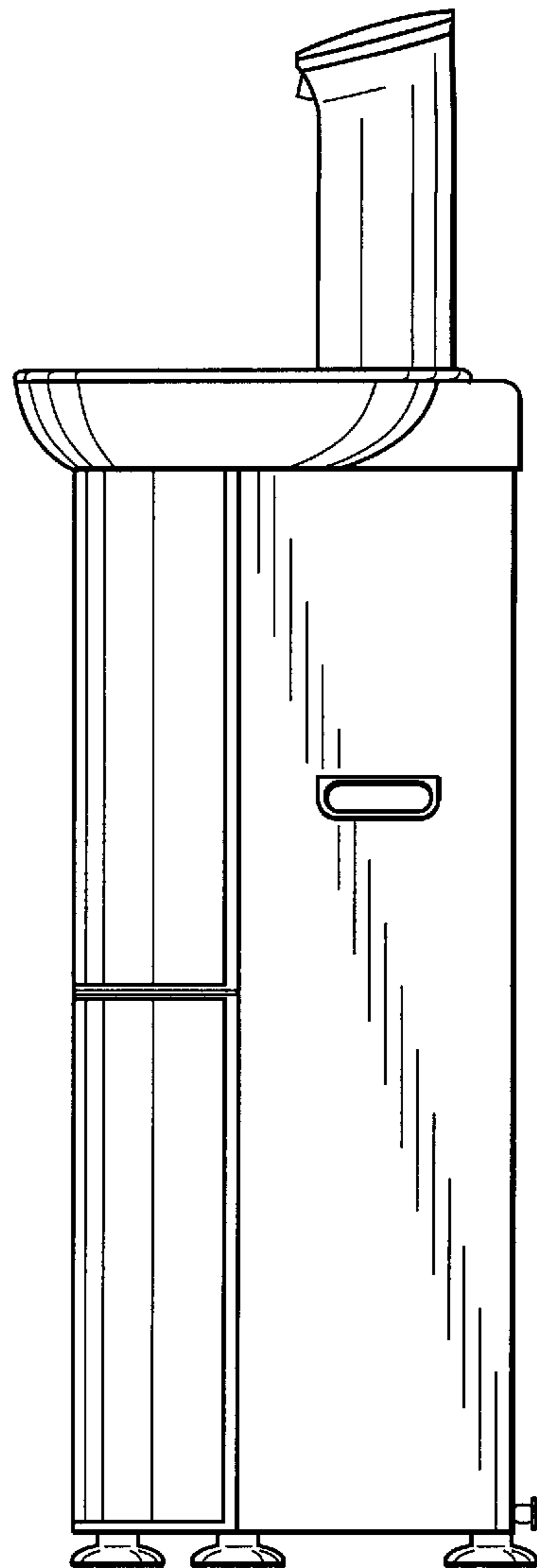


FIG. 4




FIG. 5

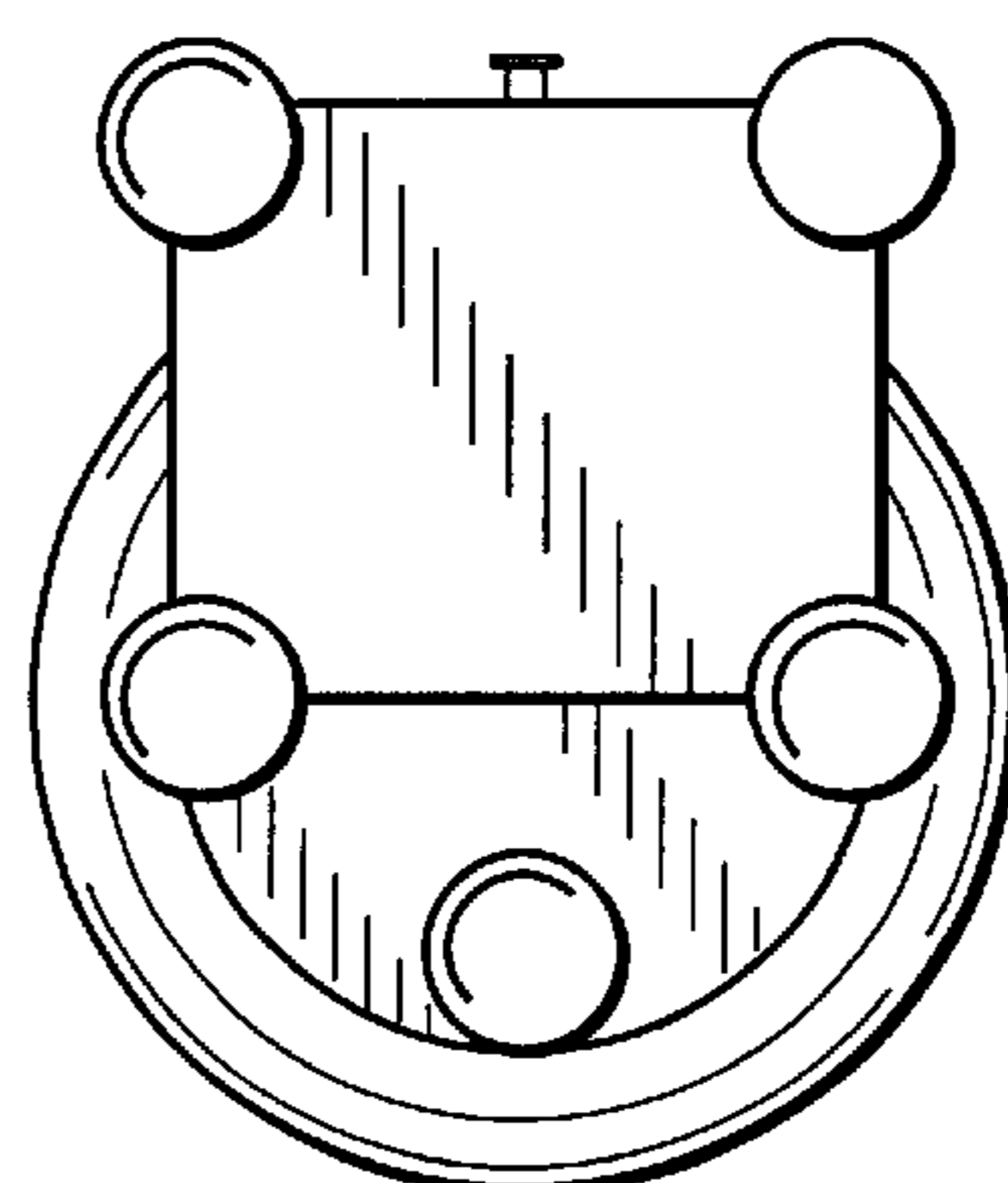


FIG. 6