



US00D457769S

(12) **United States Design Patent**  
**Didehvar**

(10) **Patent No.:** **US D457,769 S**

(45) **Date of Patent:** **\*\* May 28, 2002**

(54) **BI-VIEW CABINET**

(75) **Inventor:** **Kaveh Didehvar**, Hockessin, DE (US)

(73) **Assignee:** **Zenith Products Corp.**, New Castle, DE (US)

(\*\*) **Term:** **14 Years**

(21) **Appl. No.:** **29/130,471**

(22) **Filed:** **Sep. 29, 2000**

(51) **LOC (7) Cl.** ..... **06-04**

(52) **U.S. Cl.** ..... **D6/561**

(58) **Field of Search** ..... D6/553, 559, 560, D6/561, 568, 329, 396, 432, 436, 444-446, 448; 312/209, 224-225, 234, 242, 245

(56) **References Cited**

**U.S. PATENT DOCUMENTS**

2,166,430	A	*	7/1939	Green	.....	312/242	X
3,909,091	A	*	9/1975	Tantillo	.....	312/245	X
D243,491	S	*	3/1977	Vrignaud	.....	D6/561	
4,023,872	A	*	5/1977	Palka et al.	.....	312/245	X
D267,064	S	*	11/1982	Thompson	.....	D6/559	

D353,068	S	*	12/1994	Goldstein	.....	D6/559	
D401,094	S	*	11/1998	Kato	.....	D6/561	
D419,811	S	*	2/2000	Schoeman	.....	D6/561	
D439,457	S	*	3/2001	Melillo	.....	D6/561	

\* cited by examiner

*Primary Examiner*—Brian N. Vinson

(74) *Attorney, Agent, or Firm*—Edgar A. Zarins; Lloyd D. Doigan

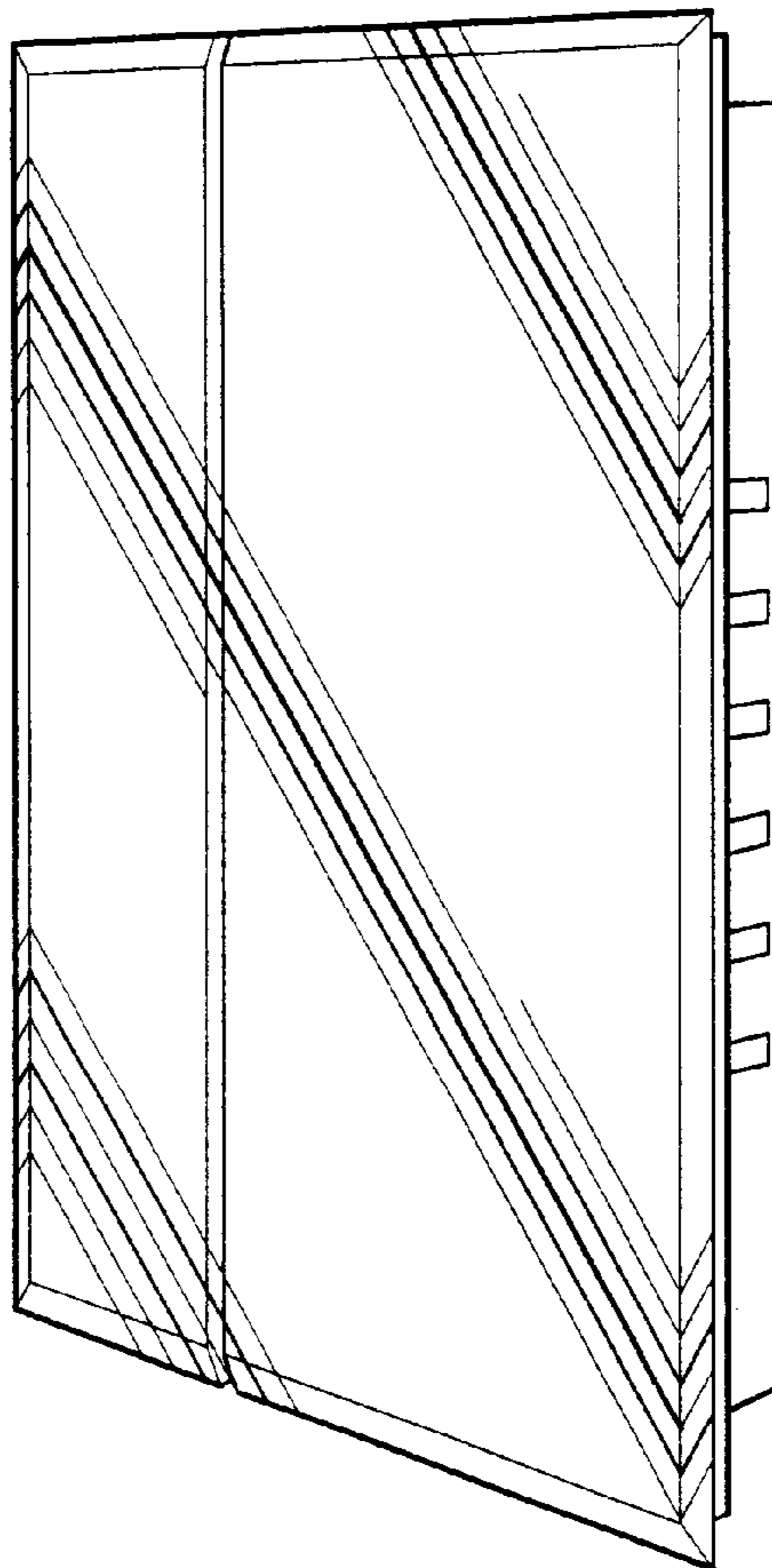
(57) **CLAIM**

The ornamental design for a bi-view cabinet, as shown and described.

**DESCRIPTION**

FIG. 1 is a perspective view of a bi-view cabinet showing my new design;  
FIG. 2 is a front elevational view thereof;  
FIG. 3 is a left side view thereof, the opposite side being a mirror image of the side shown;  
FIG. 4 is a top plan view thereof; and,  
FIG. 5 is a perspective view thereof with a cabinet door open.

**1 Claim, 2 Drawing Sheets**



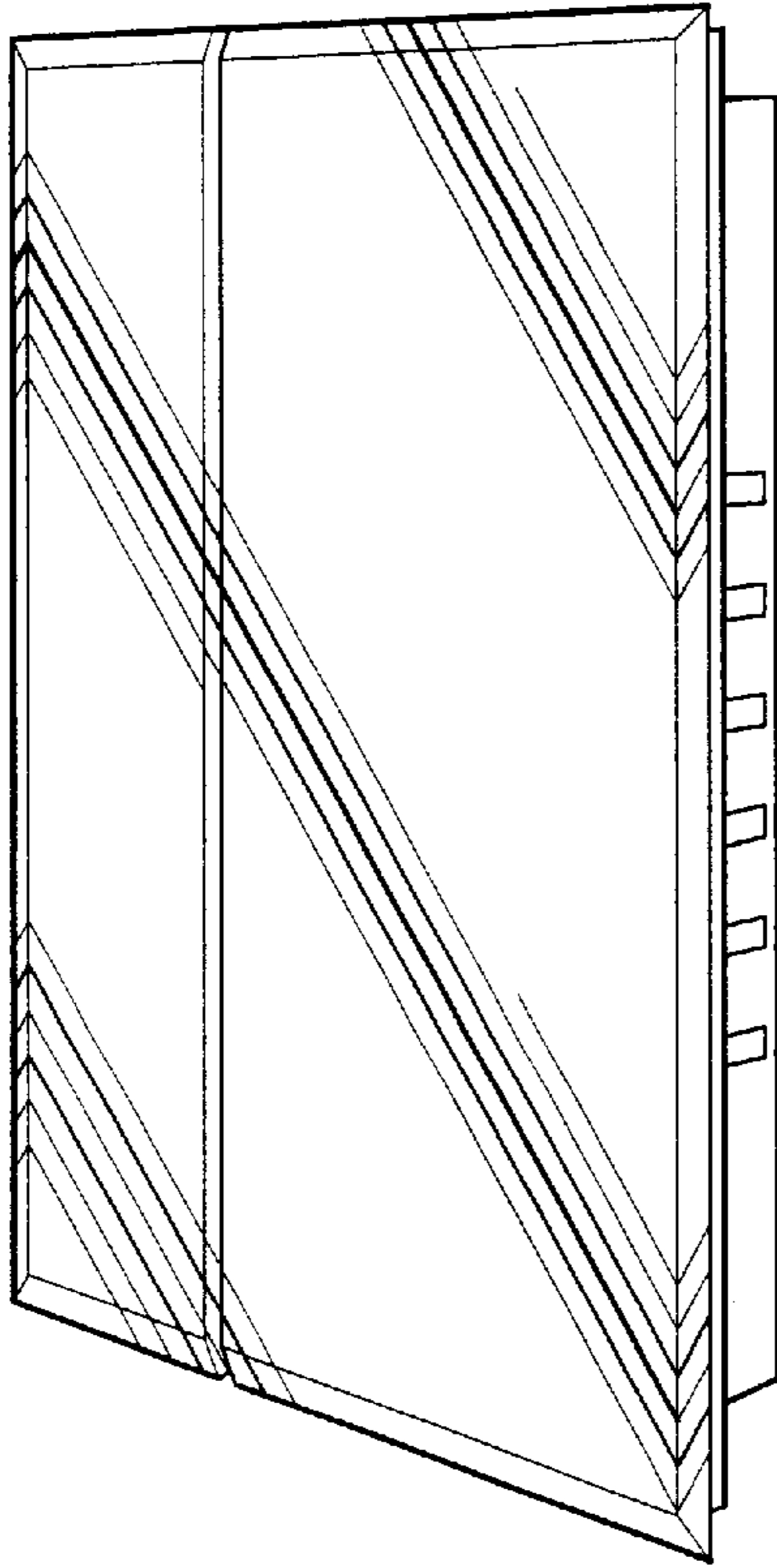


Fig-1

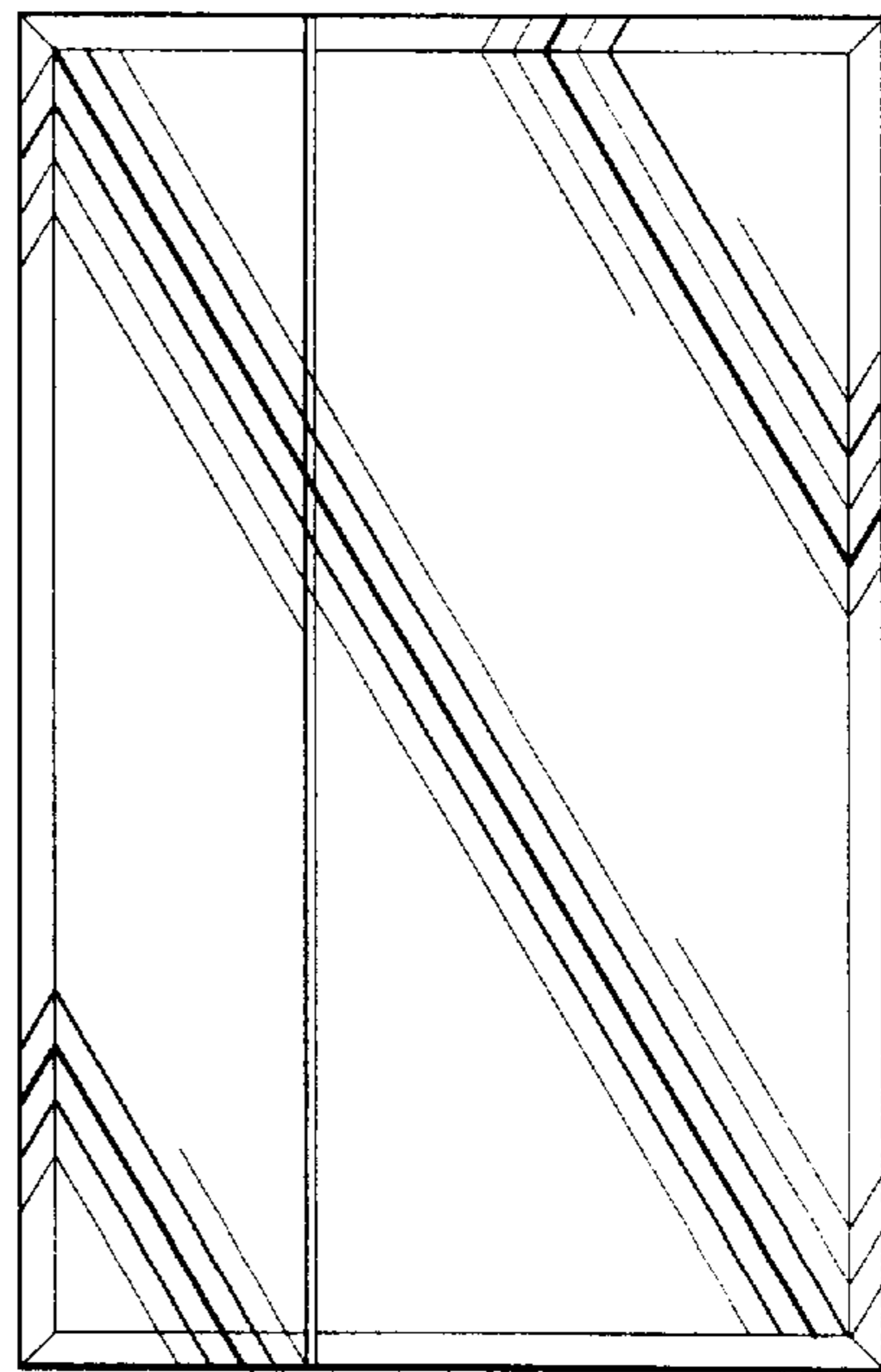


Fig-2

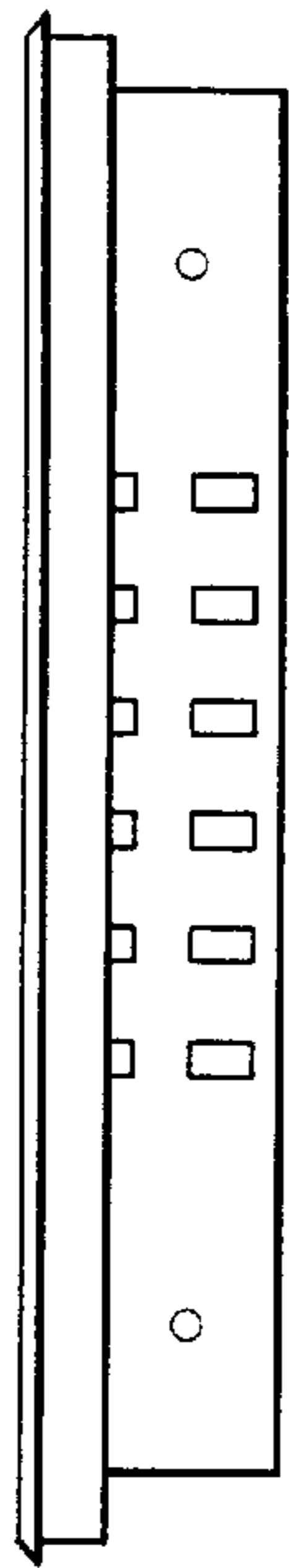


Fig-3




Fig-4

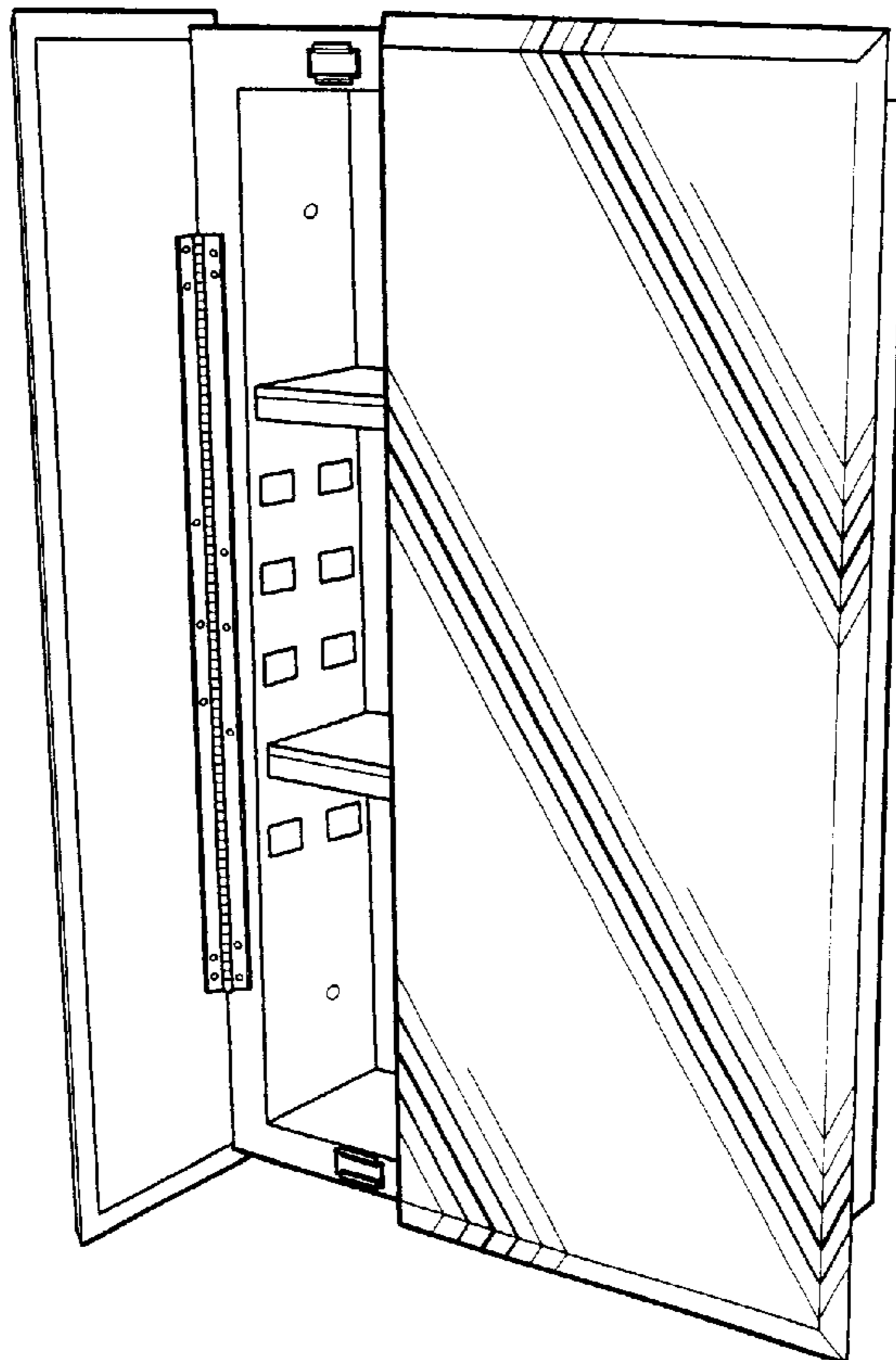


Fig-5