



US00D457766S

(12) **United States Design Patent**
Omdoll et al.

(10) **Patent No.:** **US D457,766 S**

(45) **Date of Patent:** **** May 28, 2002**

(54) **TOILET PAPER DISPENSER**

(75) Inventors: **Paul A. Omdoll**, Waukesha; **Scott J. Collins**, Milwaukee, both of WI (US)

(73) Assignee: **The Colman Group, Inc.**, Elkhorn, WI (US)

(**) Term: **14 Years**

(21) Appl. No.: **29/151,569**

(22) Filed: **Nov. 8, 2001**

Related U.S. Application Data

(62) Division of application No. 29/127,989, filed on Aug. 16, 2000.

(51) **LOC (7) Cl.** **23-02**

(52) **U.S. Cl.** **D6/523**

(58) **Field of Search** D6/515-523; 206/389;
312/34.1, 34.8; 242/570, 590, 595, 596,
598, 598.5, 598.6

(56) **References Cited**

U.S. PATENT DOCUMENTS

D319,160 S * 8/1991 Huddleston D6/523
D386,025 S * 11/1997 Mervar et al. D6/520

D387,590 S * 12/1997 Cameron et al. D6/523
D417,987 S * 12/1999 Velazquez D6/520
D421,542 S * 3/2000 Tramontina D6/523

* cited by examiner

Primary Examiner—Brian N. Vinson

(74) *Attorney, Agent, or Firm*—William K. Baxter; Godfrey & Kahn, S.C.

(57) **CLAIM**

The ornamental design of a toilet paper dispenser, as shown and described.

DESCRIPTION

FIG. 1 is a perspective view of a toilet paper dispenser showing the new design;

FIG. 2 is a front view of the toilet paper dispenser of FIG. 1;

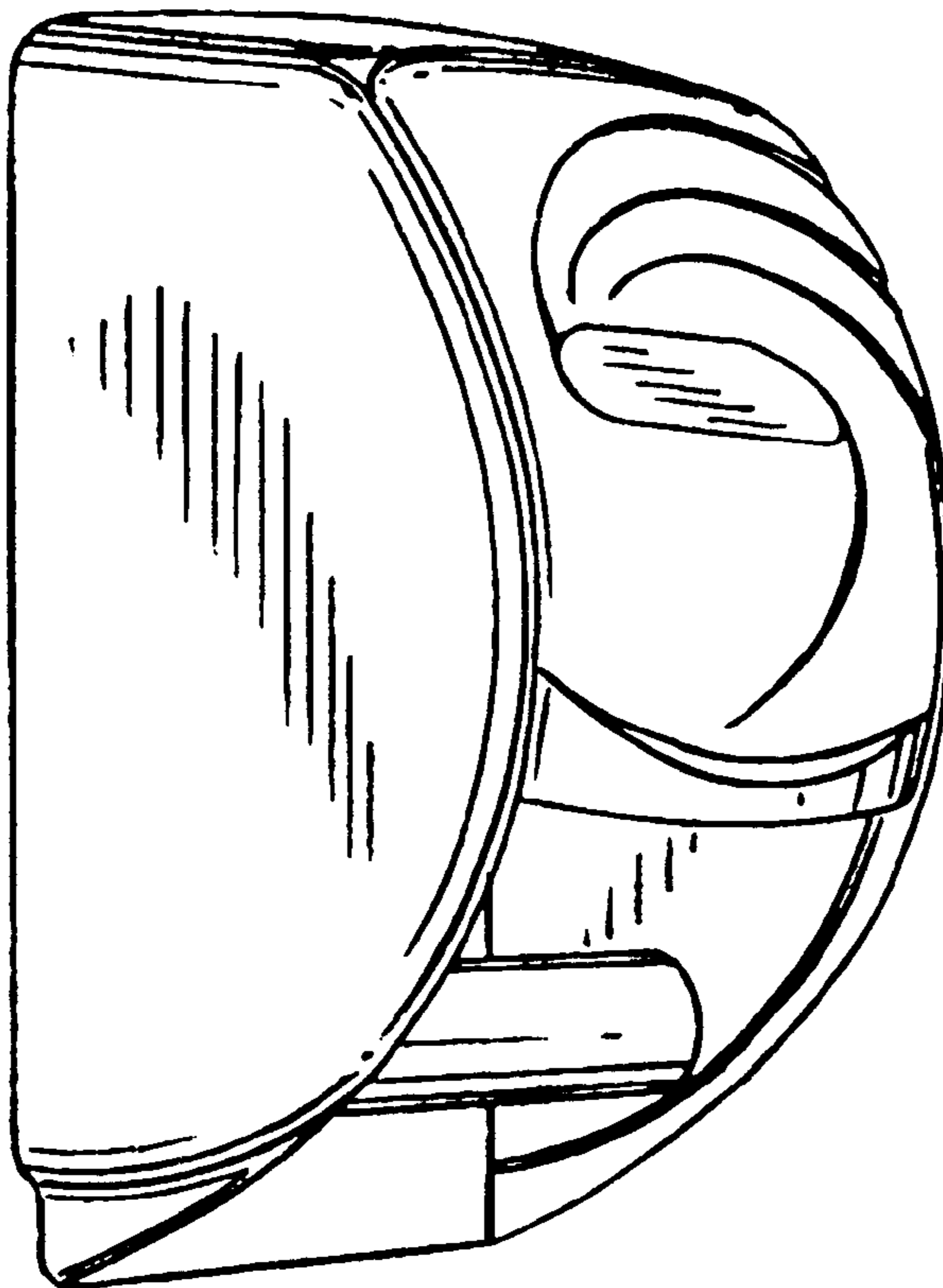
FIG. 3 is a right side view of the toilet paper dispenser of FIG. 1;

FIG. 4 is a top view of the toilet paper dispenser of FIG. 1;

FIG. 5 is a rear view of the toilet paper dispenser of FIG. 1; and,

FIG. 6 is a bottom view of the toilet paper dispenser of FIG. 1.

1 Claim, 2 Drawing Sheets



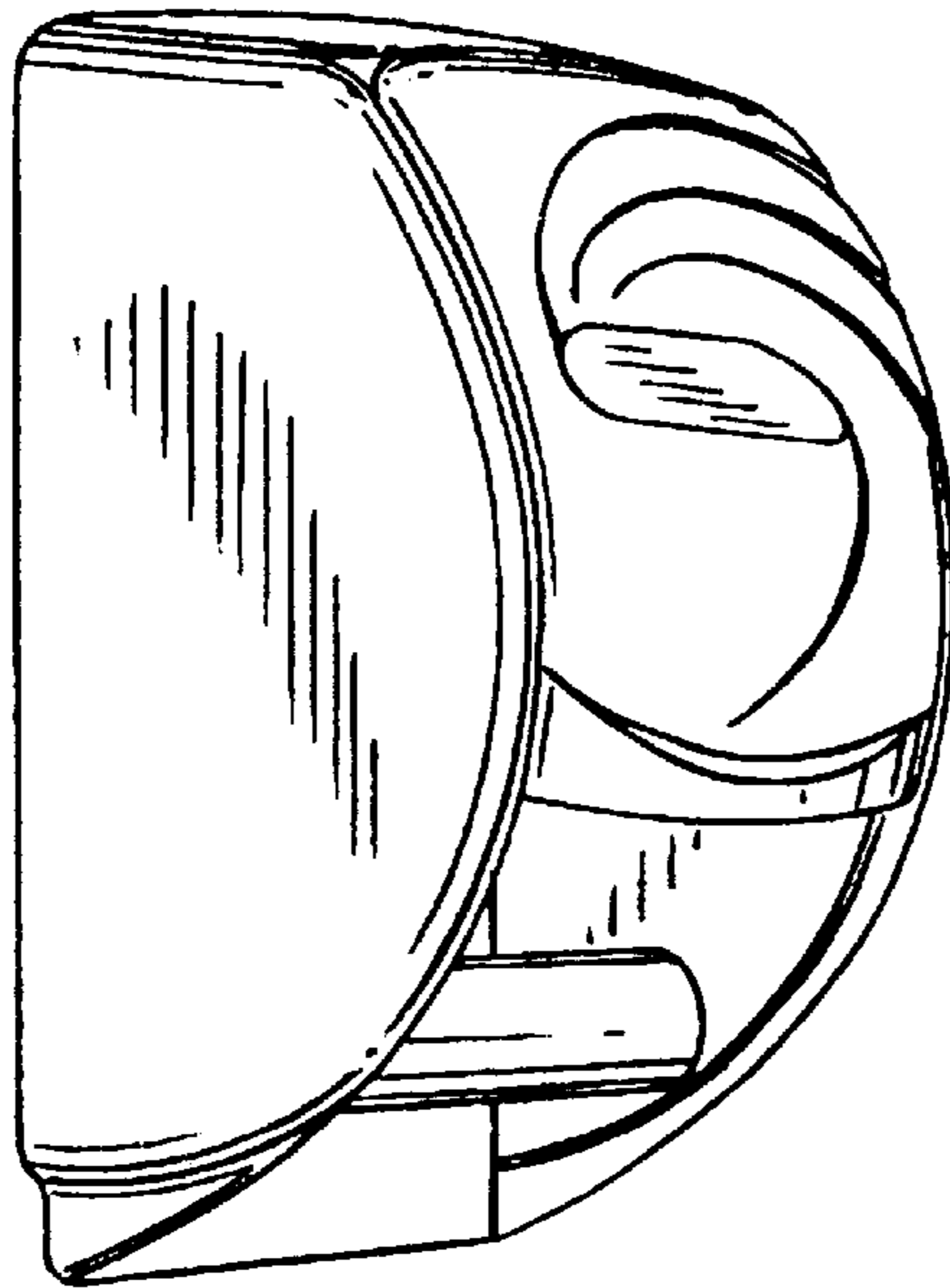


FIG. 1

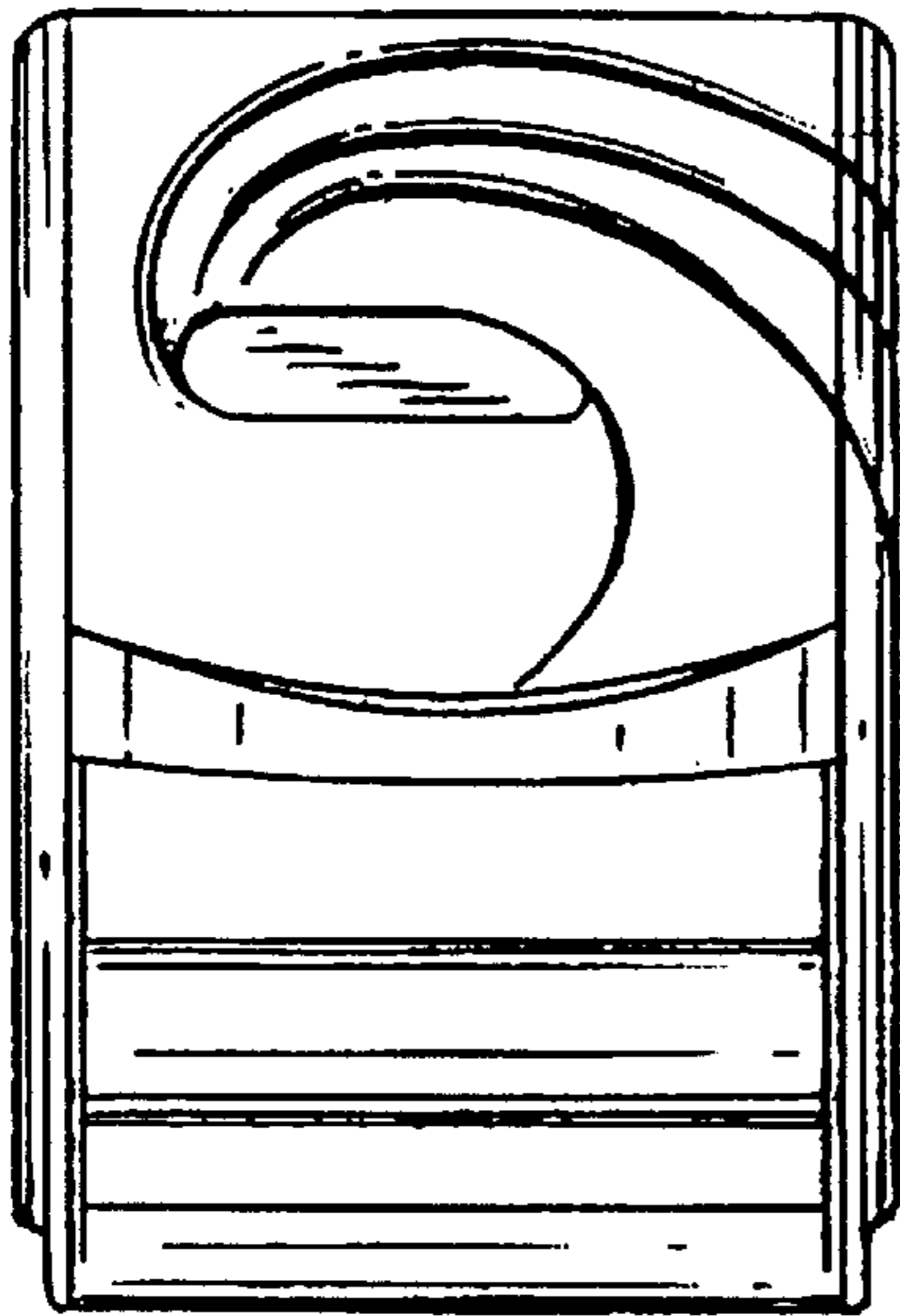


FIG. 2




FIG. 3




FIG. 4

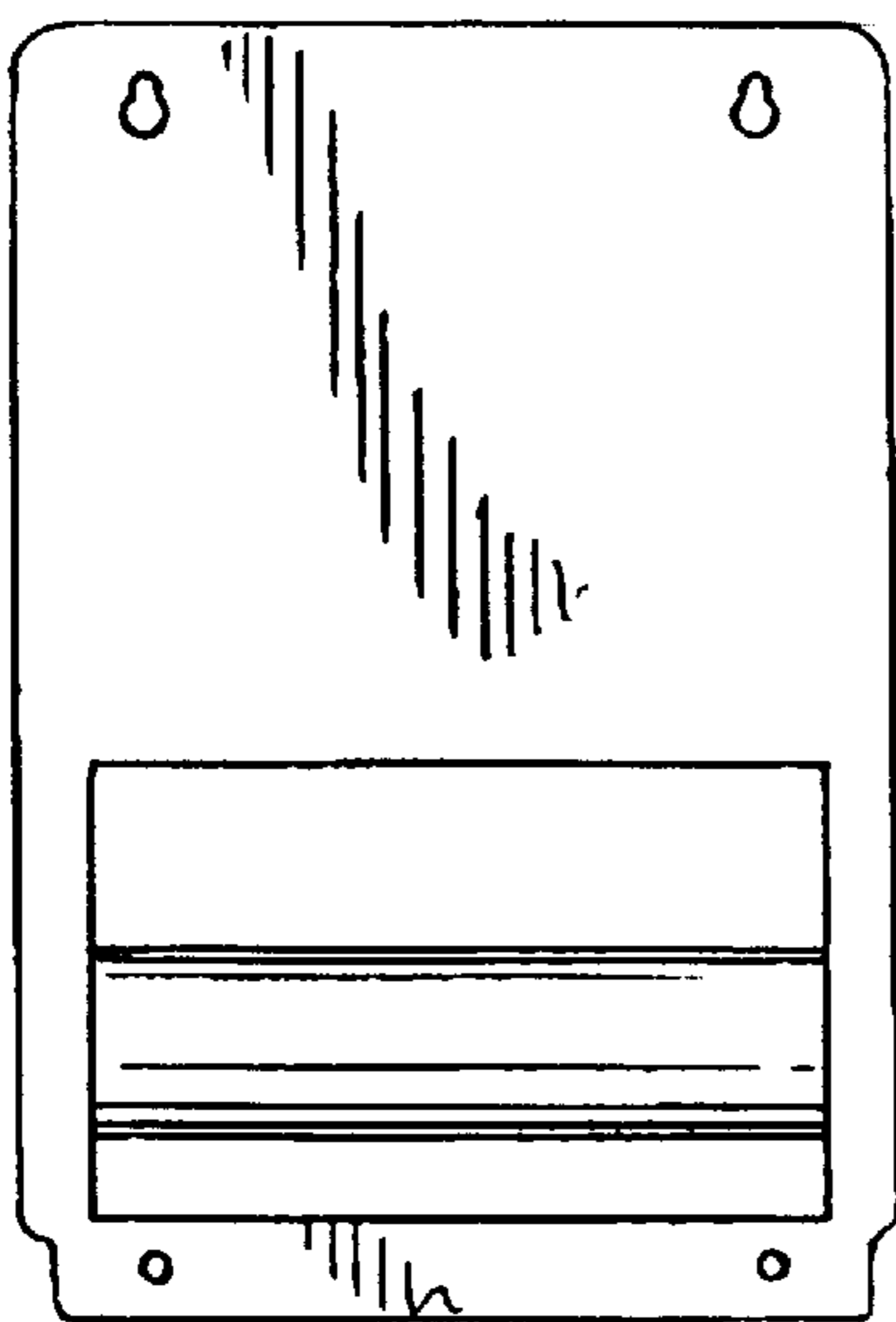


FIG. 5




FIG. 6