



US00D457758S

(12) **United States Design Patent**
Wistehuff, Sr.

(10) **Patent No.:** **US D457,758 S**

(45) **Date of Patent:** **** May 28, 2002**

(54) **TABLE**

Ethan Allen c1992, #10 table.*

(76) **Inventor:** **Daniel David Wistehuff, Sr., 2707 S. Turner Grove Dr., Greensboro, NC (US) 27455**

* cited by examiner

(**) **Term:** **14 Years**

Primary Examiner—Janice E. Seeger
(74) *Attorney, Agent, or Firm*—Womble Carlyle Sandridge & Rice, PLLC

(21) **Appl. No.:** **29/139,394**

(57) **CLAIM**

(22) **Filed:** **Mar. 30, 2001**

The ornamental design for a table, as shown and described.

(51) **LOC (7) Cl.** **06-03**

(52) **U.S. Cl.** **D6/480**

(58) **Field of Search** D6/480-489, 495;
108/151, 153.1, 155, 156, 157.1, 161; 248/188,
188.1, 188.8

DESCRIPTION

(56) **References Cited**

U.S. PATENT DOCUMENTS

D411,394 S 6/1999 Cain D6/496

FIG. 1 is a top side perspective view of a table showing my new design;

FIG. 2 is a side elevational view, the opposite side being a mirror image thereof;

FIG. 3 is an end elevational view, the opposite end being a mirror image thereof; and,

FIG. 4 is a top view thereof.

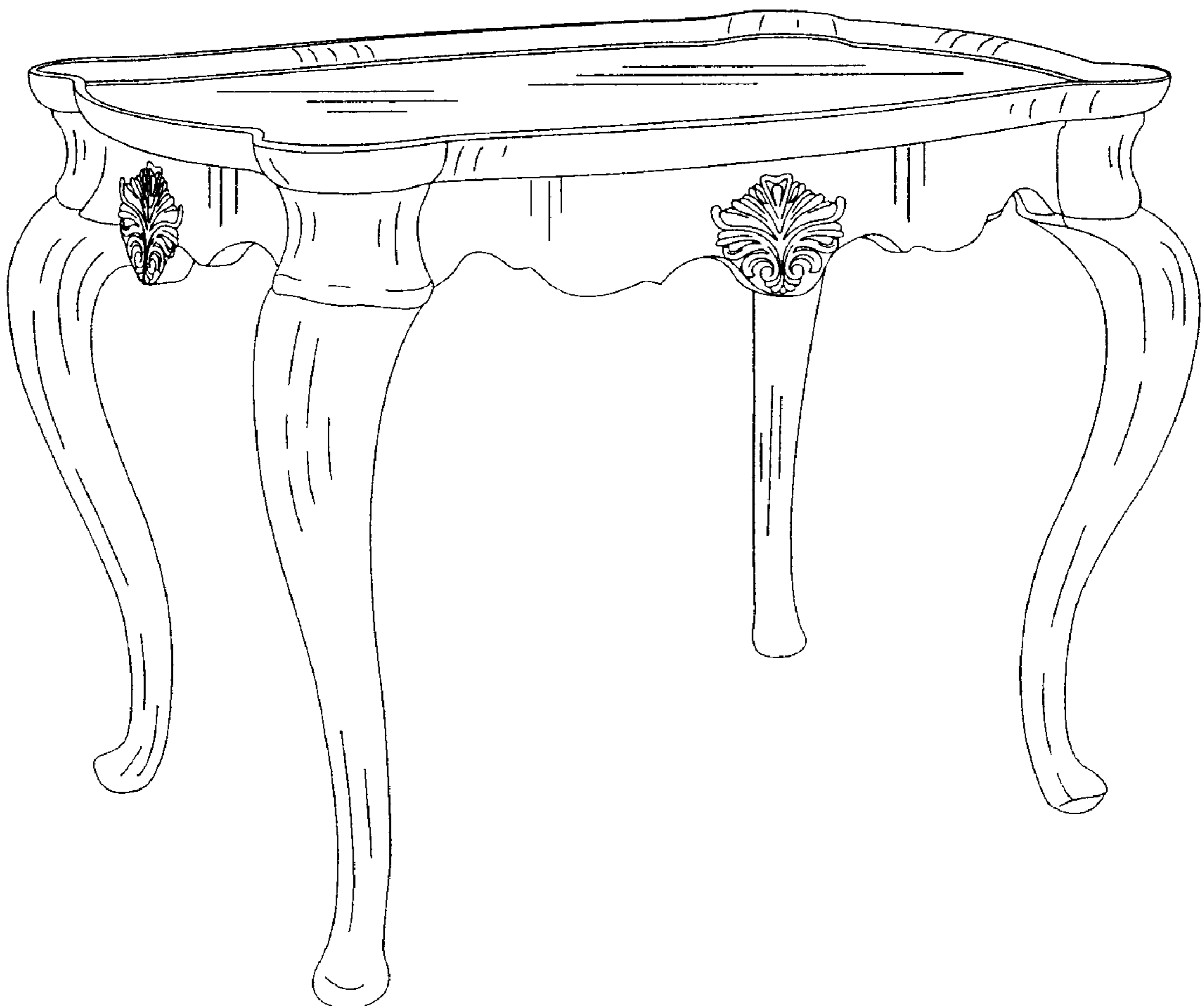
The bottom view of the table is not shown and forms no part of the claimed design.

OTHER PUBLICATIONS

J.C. Penney Fall 1997, p. 968, #B table.*

Lane 1965, 1064-05 table at lower left.*

1 Claim, 4 Drawing Sheets






FIG. 1




FIG. 2




FIG. 3

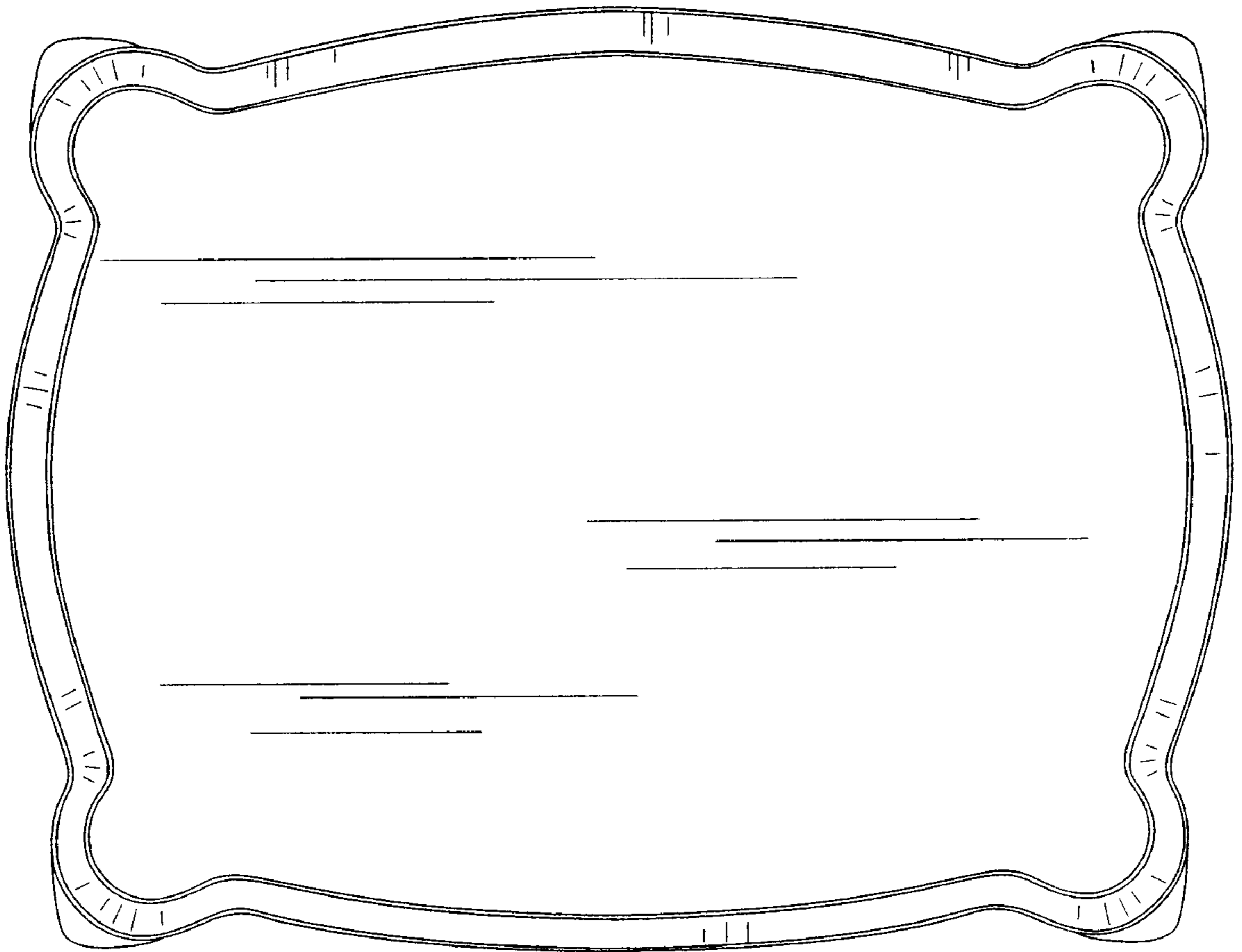


FIG. 4