



US00D457753S

(12) **United States Design Patent**
Tiemann

(10) **Patent No.:** **US D457,753 S**

(45) **Date of Patent:** **** May 28, 2002**

(54) **MULTI-LAYER BAKING AND COOLING RACK**

D364,288 S * 11/1995 Kramer et al. D6/465
D368,186 S * 3/1996 Tiemann D6/465
5,638,809 A * 6/1997 Wienhold 126/9 R

(75) Inventor: **Frank Tiemann**, Cambridge, MN (US)

* cited by examiner

(73) Assignee: **T & L Nifty Products, Inc.**, Braham, MN (US)

Primary Examiner—Alan P. Douglas

Assistant Examiner—Linda Brooks

(**) Term: **14 Years**

(74) *Attorney, Agent, or Firm*—James R. Cwayna

(21) Appl. No.: **29/072,589**

(57) **CLAIM**

(22) Filed: **Jun. 20, 1997**

The ornamental design for a multi-layer baking and cooling rack.

(51) **LOC (7) Cl.** **06-04**

DESCRIPTION

(52) **U.S. Cl.** **D6/465**

(58) **Field of Search** D6/462-465, 477-479;
126/1 R, 24, 25 R, 29, 30, 25 A, 9 R, 9 B,
4, 55, 332, 333, 337 R, 337 A; 211/85.4,
181.1, 49.1, 201, 126.8, 126.9, 188, 187,
194, 195; D7/409, 323, 336, 402; 99/339,
422, 424, 427, 449

FIG. 1 is a Perspective View of a multi-layer baking and cooling rack embodying the concepts of the applicant's invention and illustrating, through arrows, the folding sequence thereof;

FIG. 2 is a top plan view thereof;

FIG. 3 is a front view thereof, the back or rear view being a mirror image thereof;

FIG. 4 is a view taken from one side thereof, the opposite side being a mirror image thereof; and,

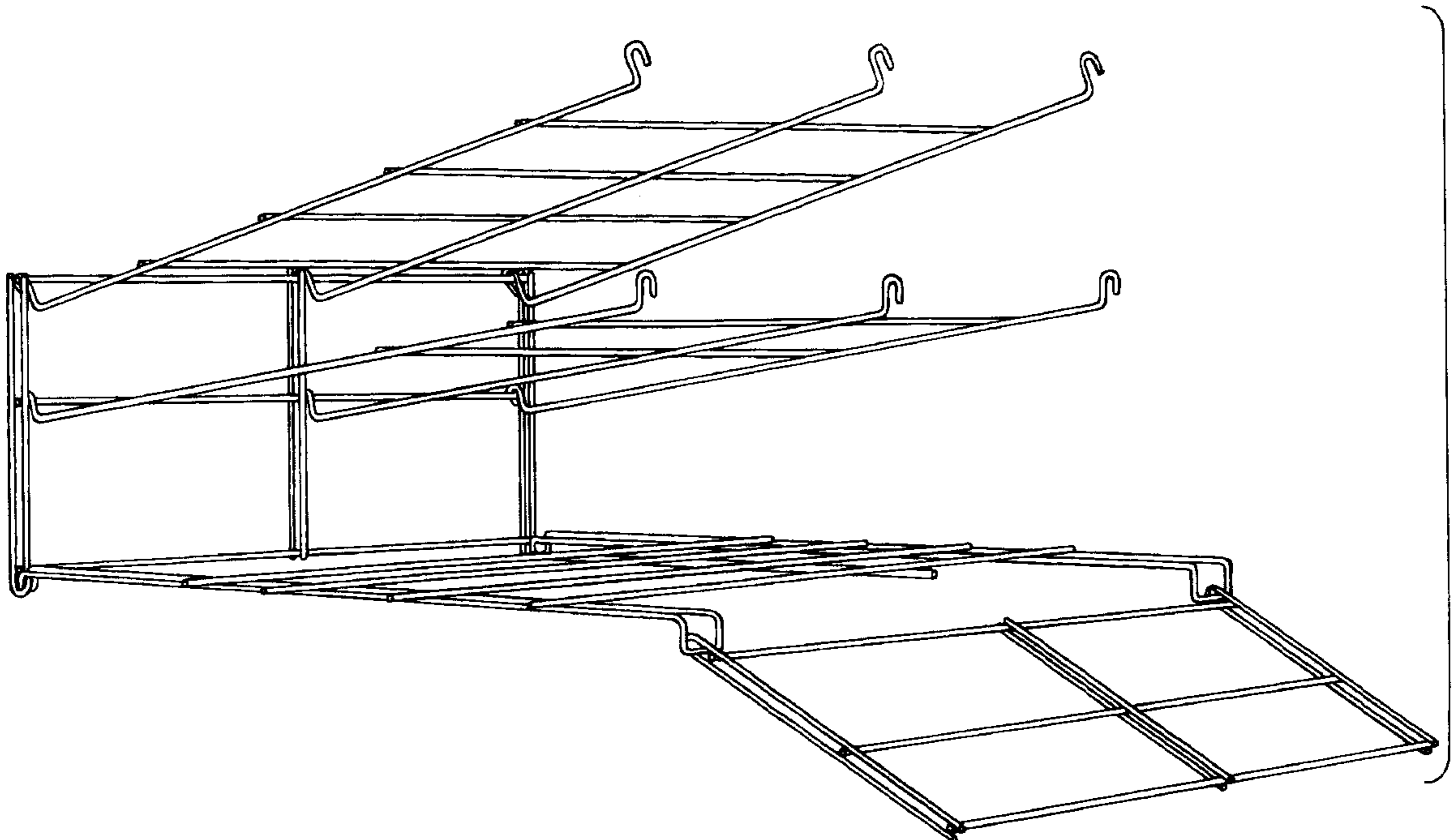
FIG. 5 is a bottom plan view thereof.

(56) **References Cited**

U.S. PATENT DOCUMENTS

D206,549 S * 12/1966 Callender D7/409
4,191,160 A * 3/1980 Elliott 126/9 R

1 Claim, 3 Drawing Sheets



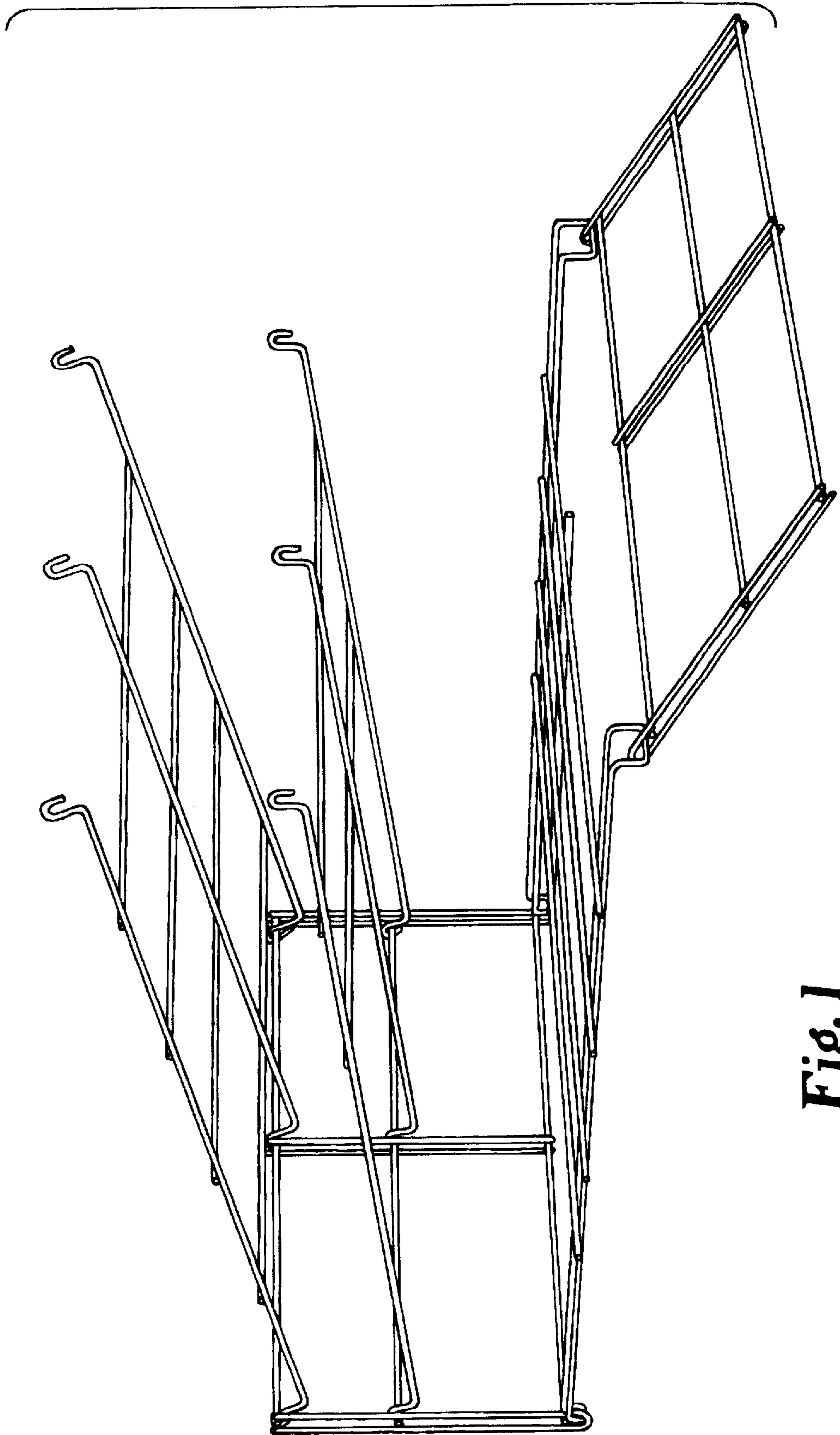


Fig. 1




Fig. 2

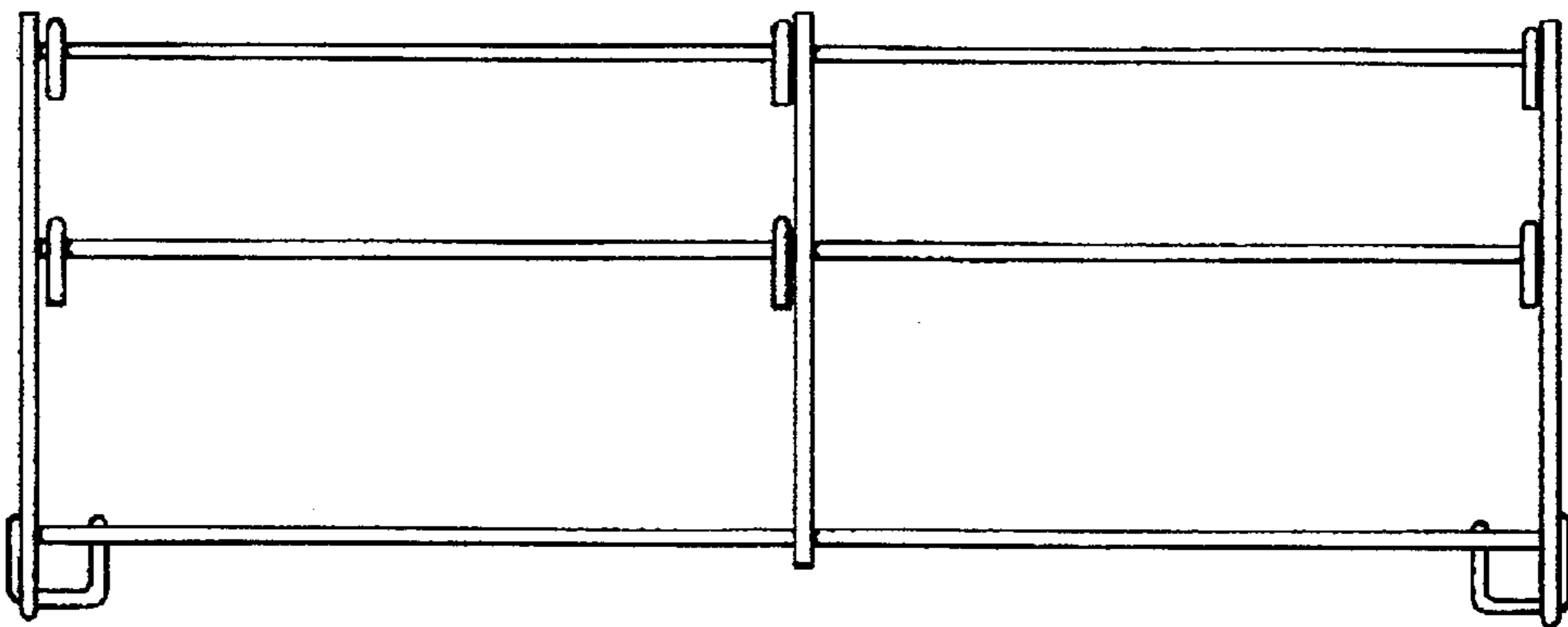


Fig. 3

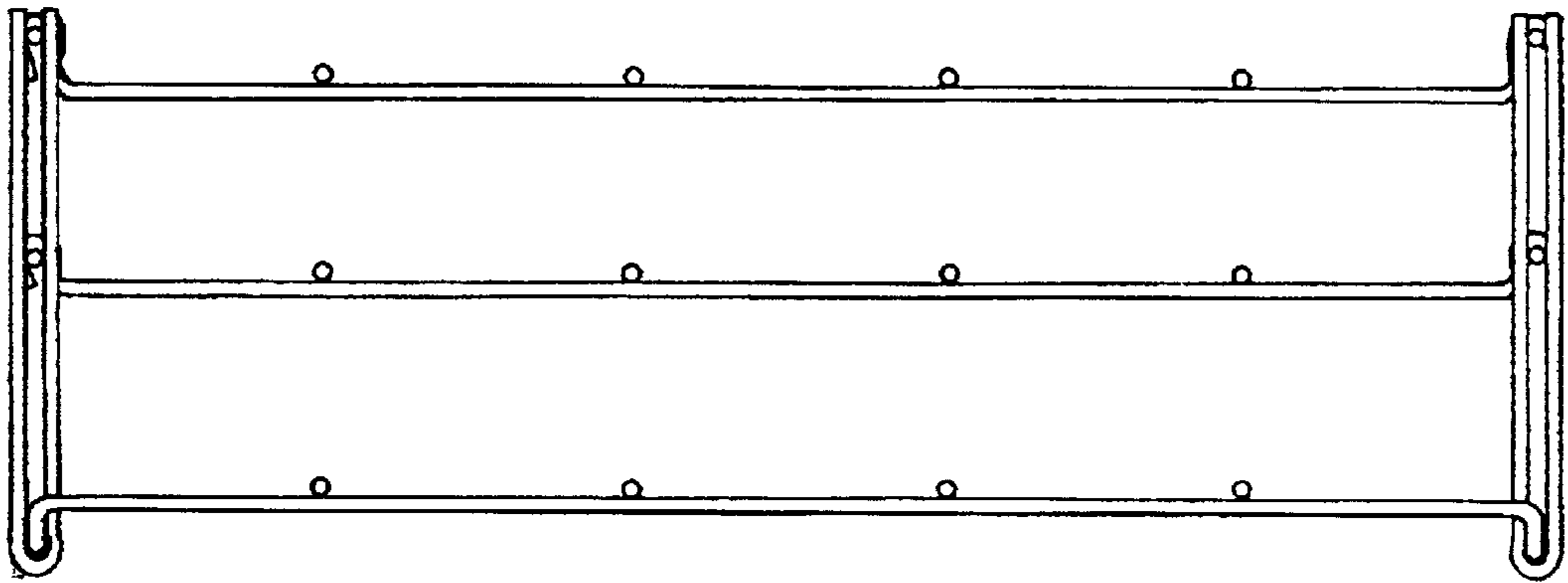


Fig. 4




Fig. 5