



US00D457751S

(12) **United States Design Patent** (10) **Patent No.:** **US D457,751 S**
Stafford et al. (45) **Date of Patent:** **** May 28, 2002**

(54) **APPAREL FIXTURE**

(75) Inventors: **William Y. Stafford**, Minnetrista; **Judy Bell**, Minneapolis; **Michael Whittier**, Minneapolis; **Jeremy A. Clark**, Minneapolis, all of MN (US)

(73) Assignee: **Target Brands, Inc.**, Minneapolis, MN (US)

(**) Term: **14 Years**

(21) Appl. No.: **29/138,724**

(22) Filed: **Mar. 19, 2001**

(51) **LOC (7) Cl.** **06-04**

(52) **U.S. Cl.** **D6/456; D6/415**

(58) **Field of Search** D6/396, 411, 415, D6/449, 454, 455, 466-469; 211/13.1, 85.1, 85.2, 70, 163, 169, 180

D314,286 S	2/1991	Glassenberg	
D318,194 S	7/1991	Terrell et al.	
D318,384 S	* 7/1991	Terrell et al. D6/415
D319,934 S	9/1991	Terrell et al.	
D321,997 S	12/1991	Inman	
D322,188 S	12/1991	Leis et al.	
D326,965 S	6/1992	Allen	
D327,788 S	7/1992	Allen	
D328,825 S	8/1992	Allen	
D328,830 S	8/1992	Allen	
D331,160 S	11/1992	Brunner	
D331,331 S	12/1992	Brunner	
D332,709 S	* 1/1993	Dayan D6/415
D335,052 S	4/1993	Barbuto et al.	
D335,592 S	5/1993	Barthelmess et al.	
5,248,047 A	9/1993	Randhawa	
5,332,108 A	7/1994	Blass	
D362,981 S	* 10/1995	Lechleiter et al. D6/466
D369,038 S	* 4/1996	Lechleiter et al. D6/466
5,529,192 A	6/1996	Conen et al.	
5,542,758 A	8/1996	Brown	
D376,929 S	* 12/1996	Tranquilli D6/411
D394,360 S	5/1998	Geier et al.	

(56) **References Cited**

U.S. PATENT DOCUMENTS

D211,838 S	7/1968	Gelles	
3,756,422 A	* 9/1973	Ostring et al. 211/163
4,035,941 A	7/1977	Deffner	
4,186,666 A	2/1980	Honickman	
4,191,298 A	3/1980	Broudy	
D263,358 S	3/1982	Winter et al.	
4,324,076 A	4/1982	Honickman	
4,336,886 A	6/1982	Azoulay et al.	
D277,626 S	2/1985	Evans	
4,508,231 A	4/1985	Honickman	
4,577,767 A	3/1986	Geschwender	
4,596,195 A	6/1986	Wenger	
4,655,354 A	4/1987	Cohen	
D290,791 S	7/1987	Kester	
D291,036 S	7/1987	Scarpa et al.	
4,736,996 A	4/1988	Zeichner	
D300,289 S	3/1989	Walter	
4,821,893 A	4/1989	Wyatt	
D301,413 S	6/1989	Rosen	
4,932,539 A	6/1990	Abinanti	
D314,090 S	1/1991	Stephens et al.	

OTHER PUBLICATIONS

View Rite Shutter Wall Floor Fixture, GX-10, p. GX-4, 1986.*

* cited by examiner

Primary Examiner—Cathron C. Brooks
(74) *Attorney, Agent, or Firm*—Faegre & Benson LLP

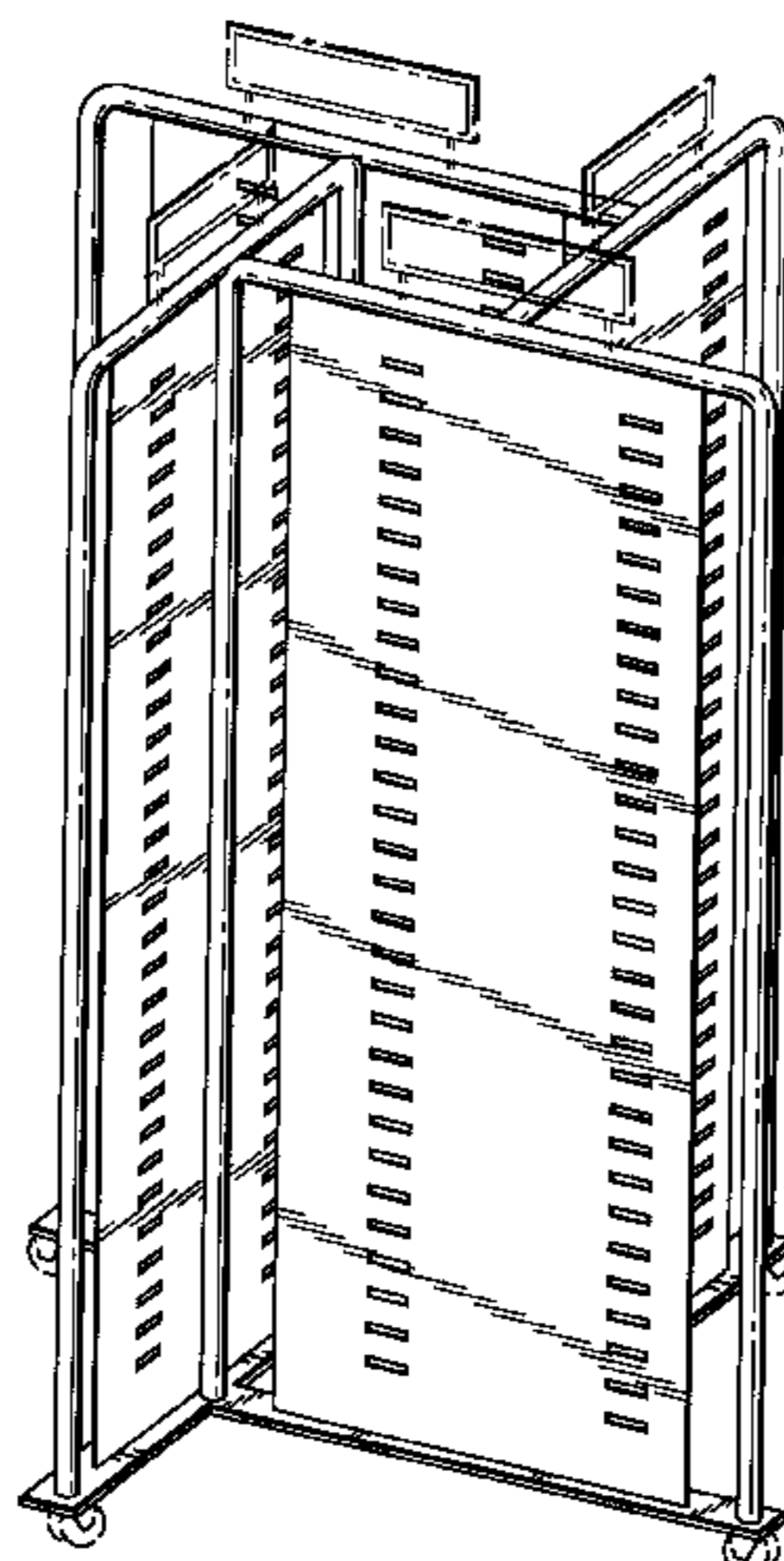
(57) **CLAIM**

The ornamental design for an apparel fixture, as shown and described.

DESCRIPTION

FIG. 1 is a view in perspective of apparel fixture.
FIG. 2 is a side view of the apparel fixture of FIG. 1.
FIG. 3 is a top view of the apparel fixture of FIG. 1; and,
FIG. 4 is a bottom view of the apparel fixture of FIG. 1.
The broken lines shown are for illustrative purposes only and form no part of the claimed design.

1 Claim, 3 Drawing Sheets



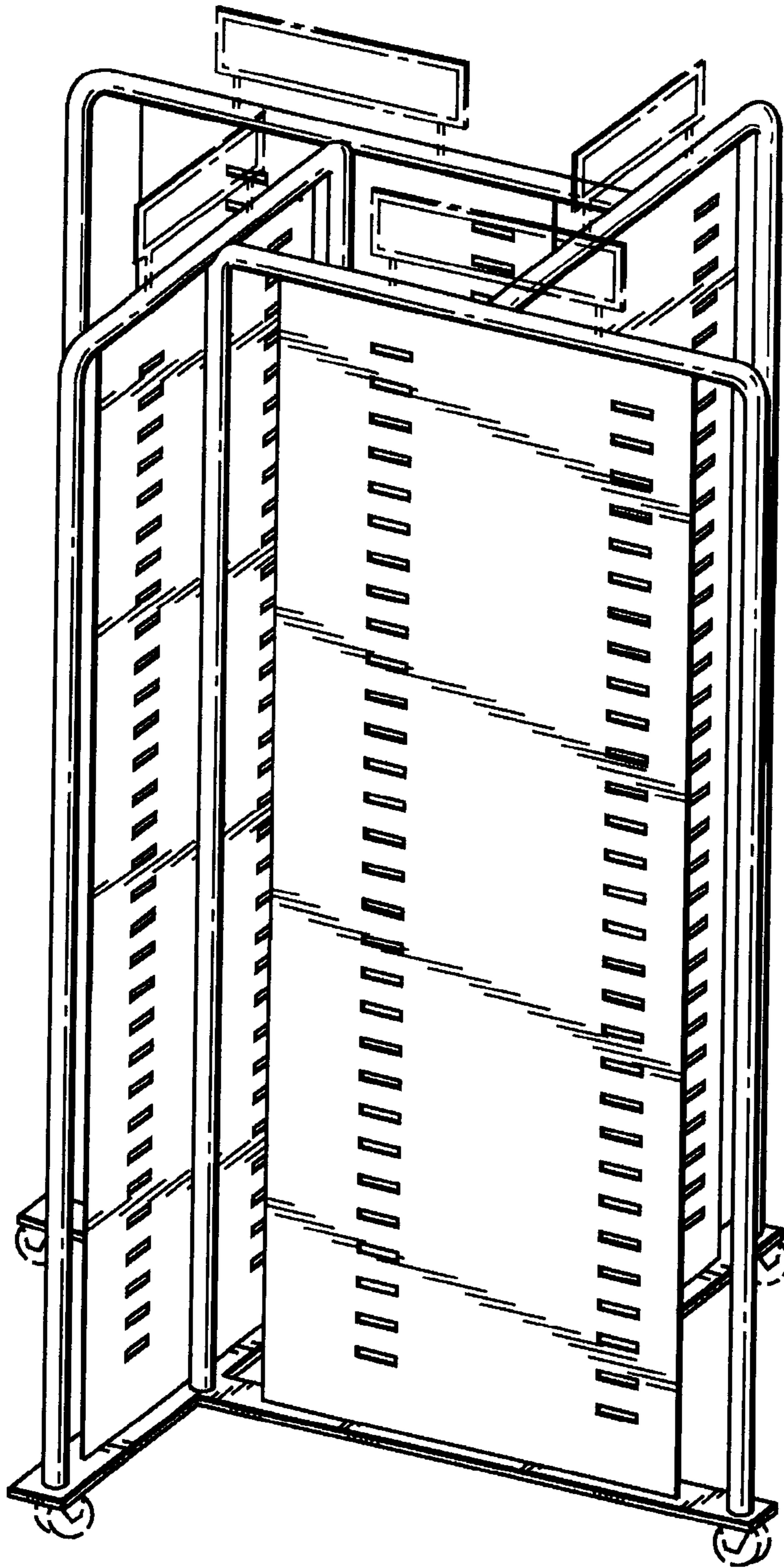


Fig. 1

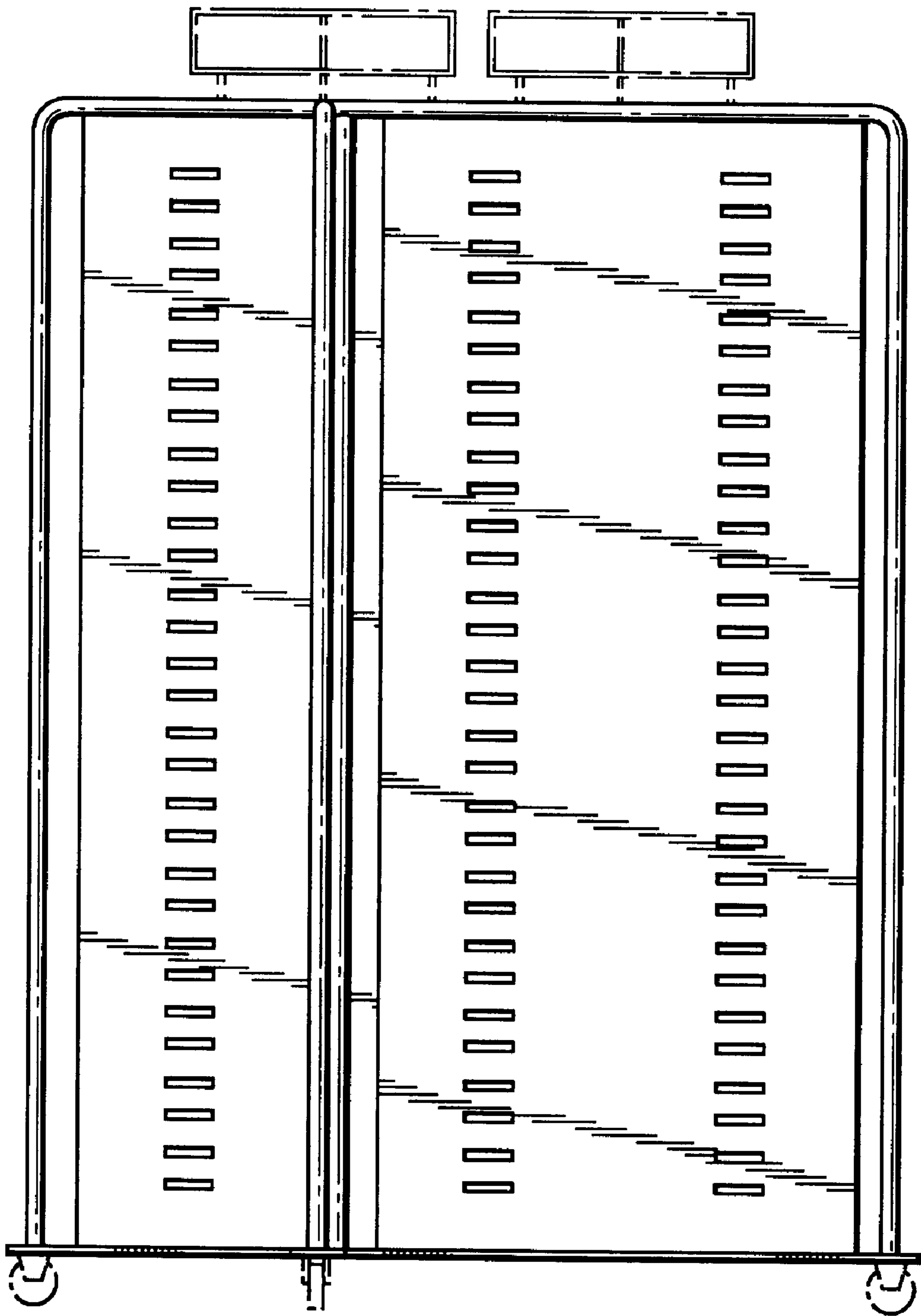


Fig. 2

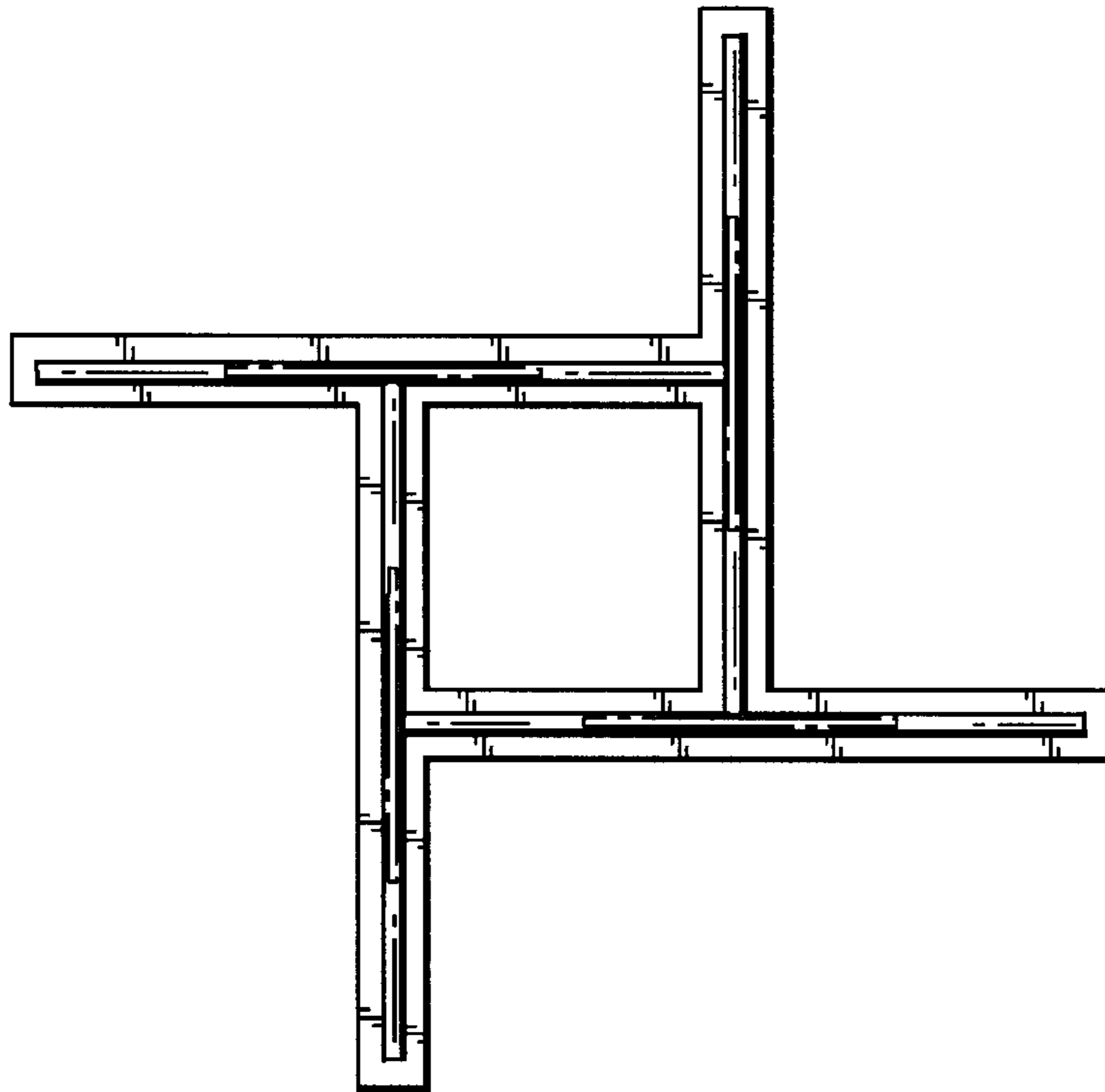


Fig. 3

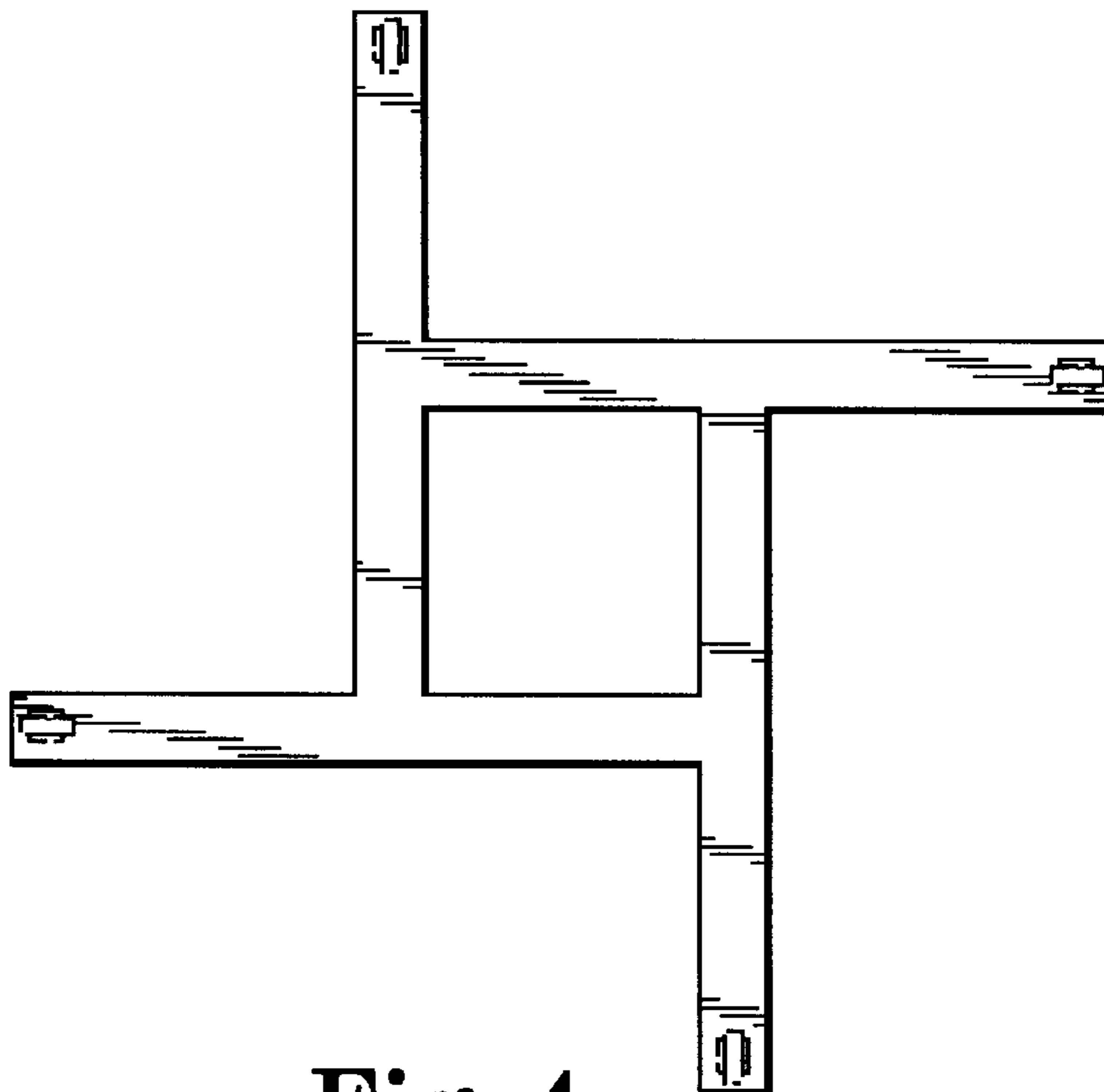


Fig. 4