



US00D457733S

(12) **United States Design Patent**
Sussman et al.

(10) **Patent No.:** **US D457,733 S**

(45) **Date of Patent:** **** May 28, 2002**

(54) **COMBINED PICTURE FRAME, HOLDER,
AND CAMERA**

(76) Inventors: **Lawrence Sussman**, 15 Seward Dr.,
Old Westbury, NY (US) 11797;
Mitchell Tandler, 266 Camino Toluca,
Camarillo, CA (US) 93010

(**) Term: **14 Years**

(21) Appl. No.: **29/137,589**

(22) Filed: **Feb. 23, 2001**

(51) **LOC (7) Cl.** **06-07**

(52) **U.S. Cl.** **D6/300; D6/303; D6/314**

(58) **Field of Search** **D6/300-314; 40/700,
40/711, 714-716, 721, 722, 725, 735, 745,
747, 765, 780, 790, 798; D3/267; D19/26-28;
224/908; D16/208**

(56) **References Cited**

U.S. PATENT DOCUMENTS

83,797 A 11/1868 Schmitt
737,124 A 8/1903 Manor
1,388,010 A 8/1921 Watson

3,503,147 A * 3/1970 Herrin et al. 40/725
D278,865 S * 5/1985 McCaffrey D6/311
4,850,125 A 7/1989 Green
5,197,213 A 3/1993 Borden
D345,987 S * 4/1994 Nihei D16/209
5,335,433 A 8/1994 Borden
D353,607 S * 12/1994 Kamitani D16/208
D370,568 S * 6/1996 Wynne D6/306
D394,959 S * 6/1998 Kwan D6/314

* cited by examiner

Primary Examiner—Janice E. Seeger

(74) *Attorney, Agent, or Firm*—Reed Smith LLP

(57) **CLAIM**

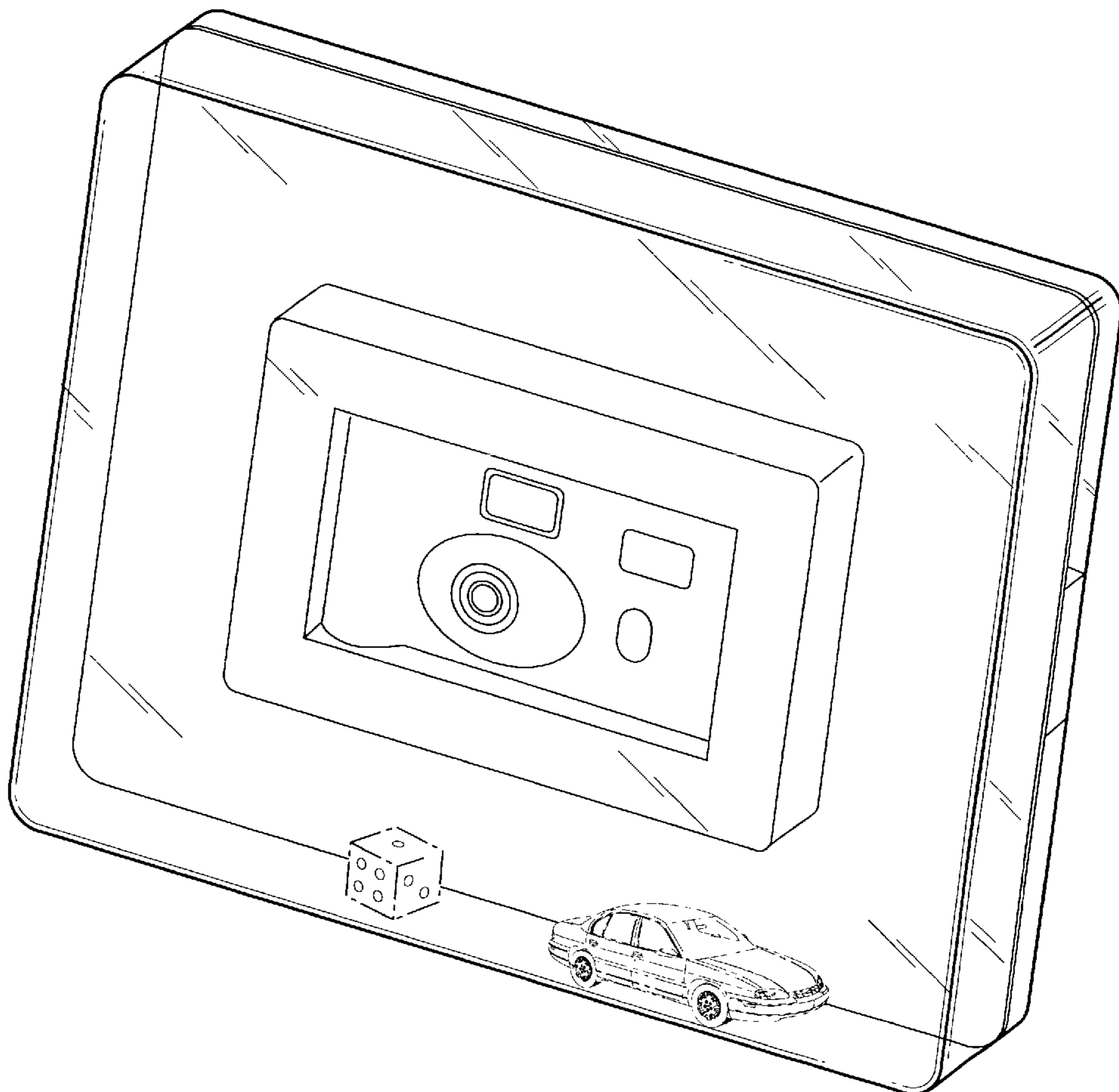
The ornamental design for a “combined picture frame,
holder, and camera”, as shown and described.

DESCRIPTION

FIG. 1 is a front perspective view of one embodiment of the
“combined picture frame, holder, and camera”; and,
FIG. 2 is a rear perspective view thereof.

The broken lines are for environmental purposes only and
form no part of the claimed design.

1 Claim, 2 Drawing Sheets



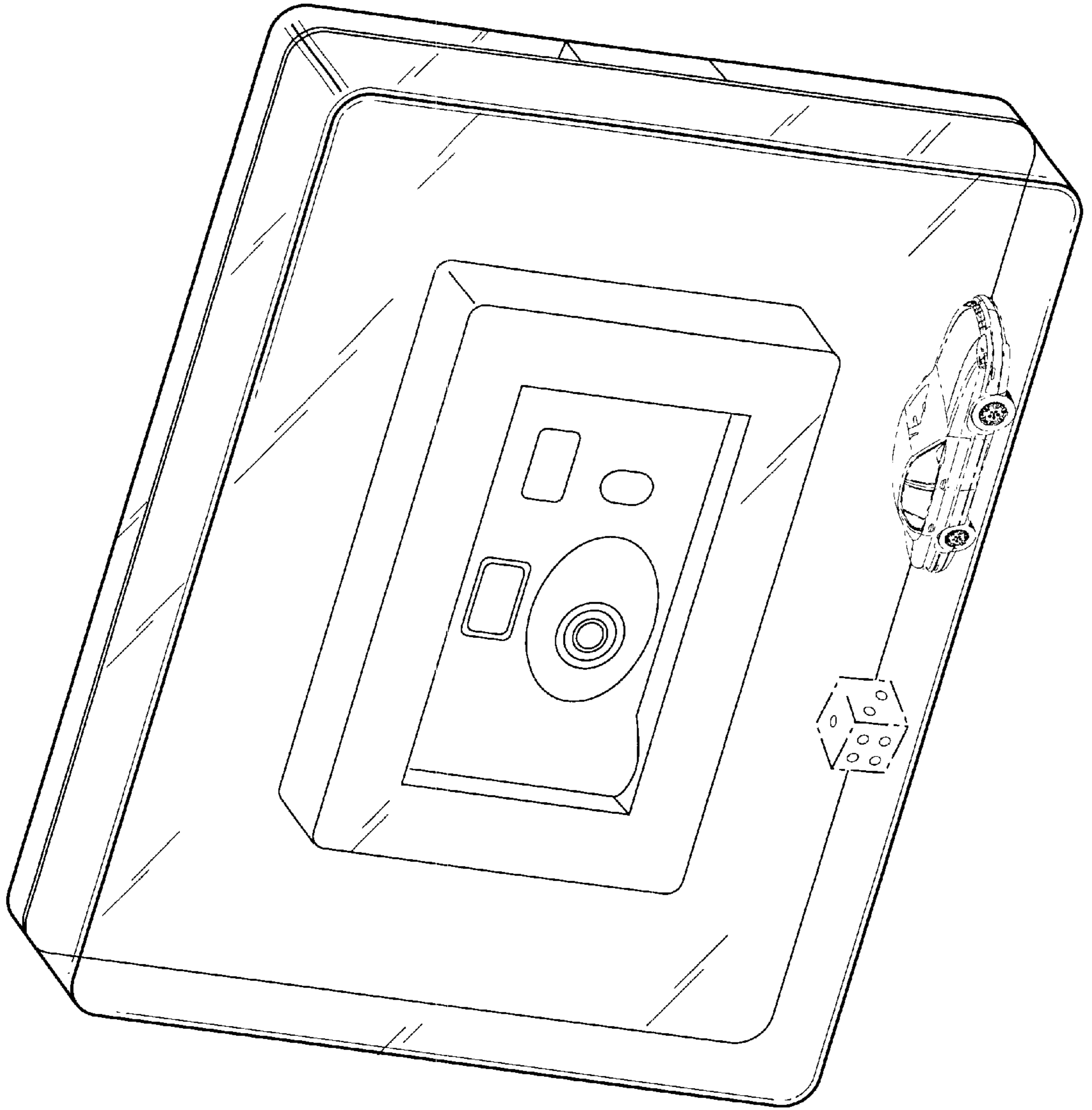


FIG. 1

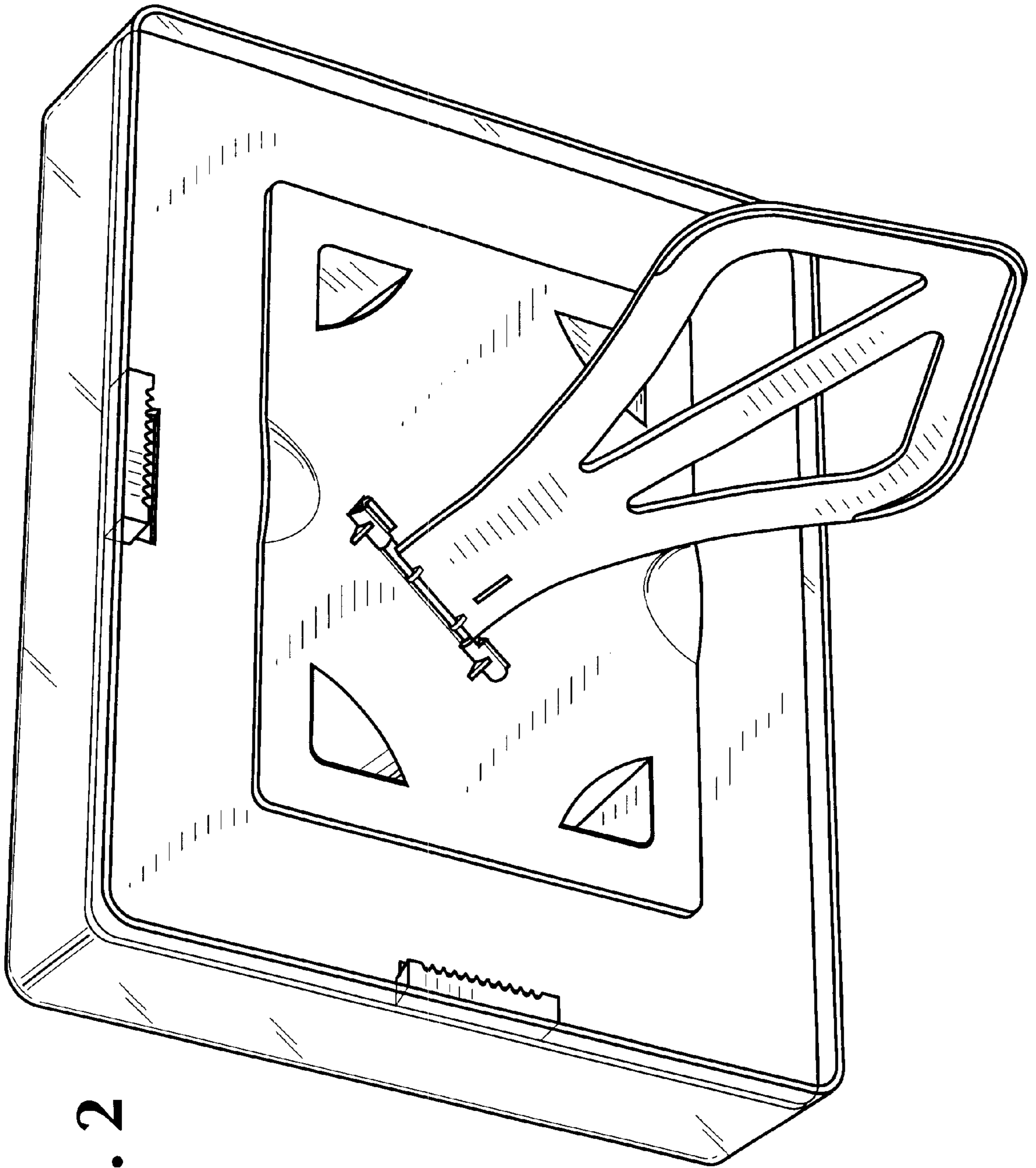


FIG. 2