



US00D457732S

(12) **United States Design Patent**
Ray

(10) **Patent No.:** **US D457,732 S**

(45) **Date of Patent:** **** May 28, 2002**

(54) **HOLDER FOR DRYING A PAINTBRUSH**

5,540,363 A 7/1996 Wilson 224/148.7
5,797,489 A 8/1998 Baker 206/362

(76) Inventor: **James L. Ray**, 2002 Virginia Blvd.,
Apt. B, Huntsville, AL (US) 35811

* cited by examiner

(**) Term: **14 Years**

Primary Examiner—Alan P. Douglas
Assistant Examiner—Lavone Tabor
(74) *Attorney, Agent, or Firm*—Richard L. Miller

(21) Appl. No.: **29/140,533**

(22) Filed: **Apr. 19, 2001**

(57) **CLAIM**

(51) **LOC (7) Cl.** **07-99**

The ornamental design for a holder for drying a paintbrush,
as shown and described.

(52) **U.S. Cl.** **D4/199; D9/433**

DESCRIPTION

(58) **Field of Search** D4/199; D9/431,
D9/433; 15/246, 247; 206/15.2, 15.3, 361,
362.3, 362.4; 229/113, 115

FIG. 1 is a perspective view of a holder for drying a
paintbrush showing my new design with the broken lines
showing a paintbrush veing for illustrative purposes only
and forming no part of the claimed design;
FIG. 2 is an enlarged elevational view of the inside of the
holder shown in its unfolded condition;
FIG. 3 is a side elevational view taken in the direction of
arrow 3 in FIG. 2, the opposite side being a mirror image;
FIG. 4 is an elevational view of the outside of the holder
taken in the direction of arrow 4 in FIG. 3;
FIG. 5 is a top plan view taken in the direction of arrow 5
in FIG. 2; and,
FIG. 6 is a bottom plan view taken from the direction of
arrow 6 FIG. 2.

(56) **References Cited**

U.S. PATENT DOCUMENTS

1,437,822 A	*	12/1922	Seymour	206/361
1,852,679 A	*	4/1932	Schneider	206/362.4
2,216,543 A	*	10/1940	Schumann	206/362.4
D157,347 S	*	2/1950	Gray	D9/433
3,690,448 A		9/1972	Switzer	206/15.1
3,981,399 A		9/1976	Crouch	206/15.2
4,606,456 A	*	8/1986	Kaminski	206/362.4
4,847,939 A		7/1989	Derencsenyi et al.	15/246
5,007,553 A		4/1991	Curtis	220/697
5,191,973 A	*	3/1993	Shteynberg	206/15.2
5,465,453 A		11/1995	Landmeier	15/247

1 Claim, 1 Drawing Sheet

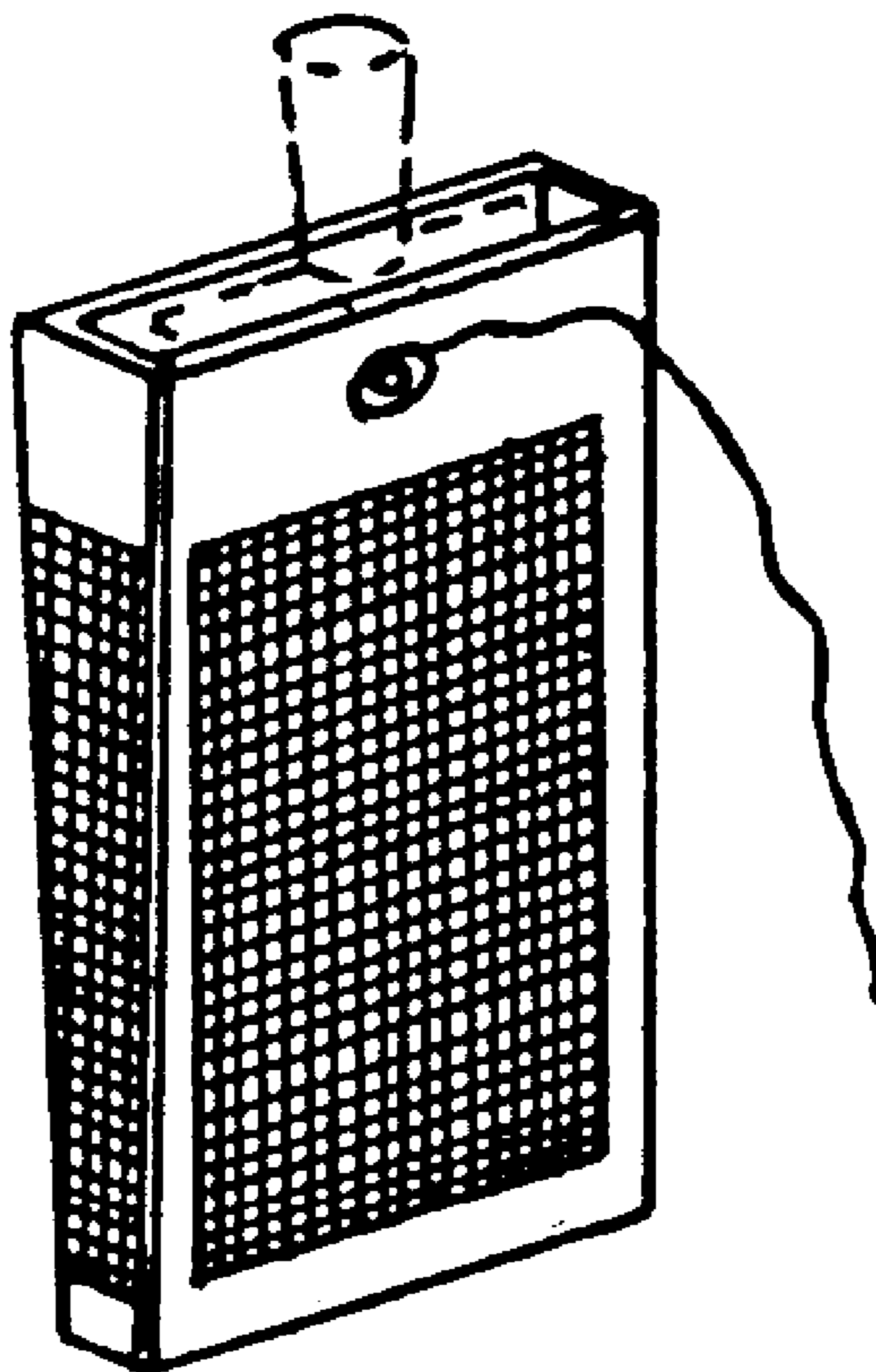


FIG. 1

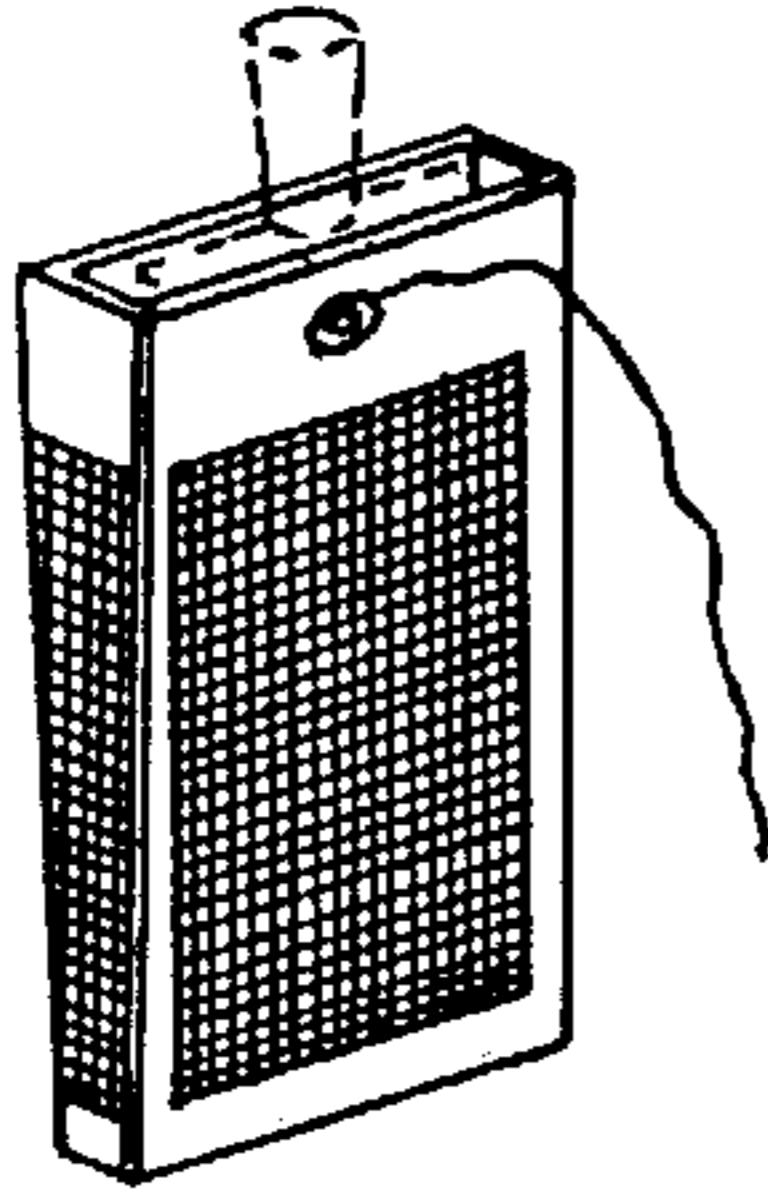


FIG. 2

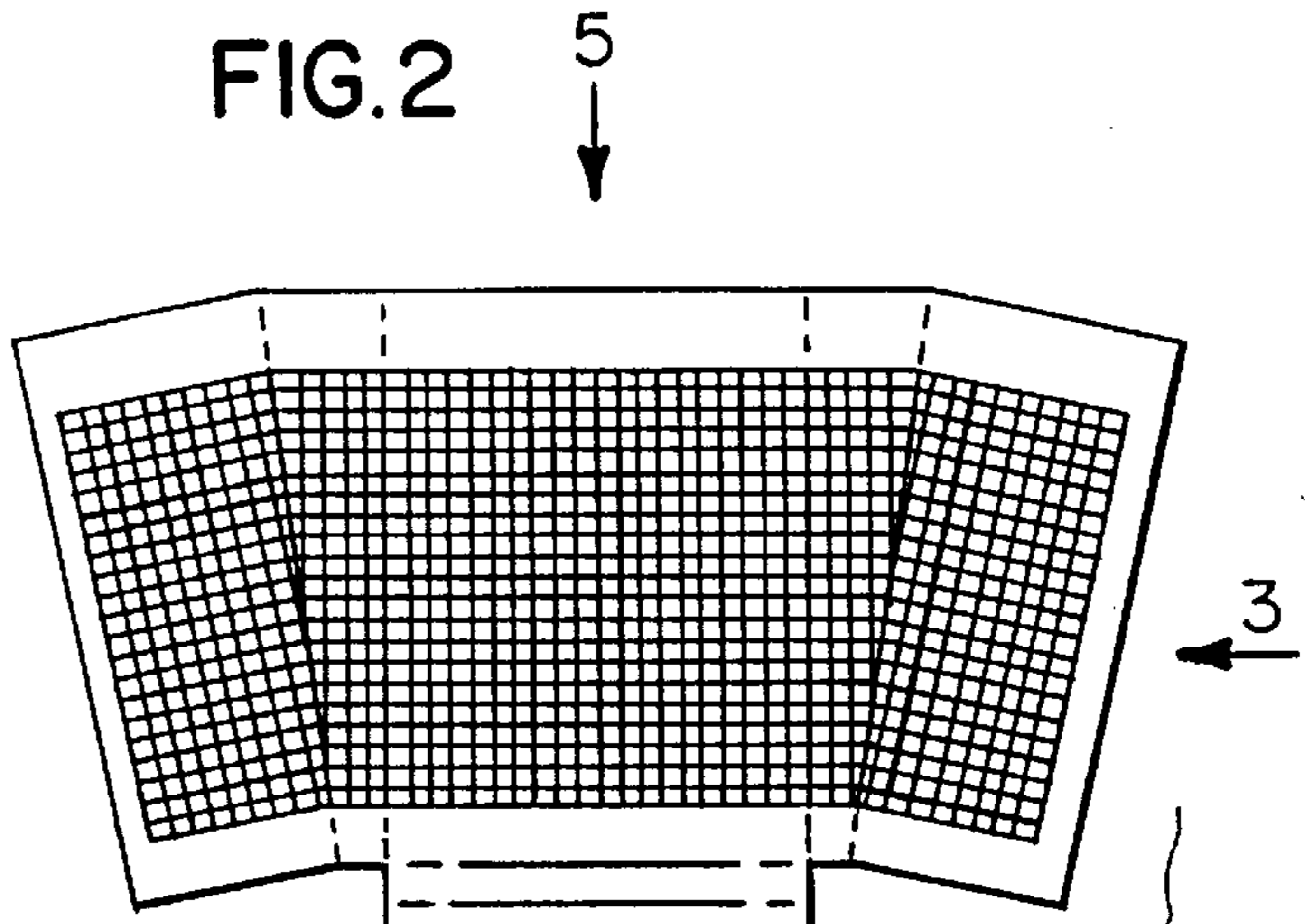


FIG. 4

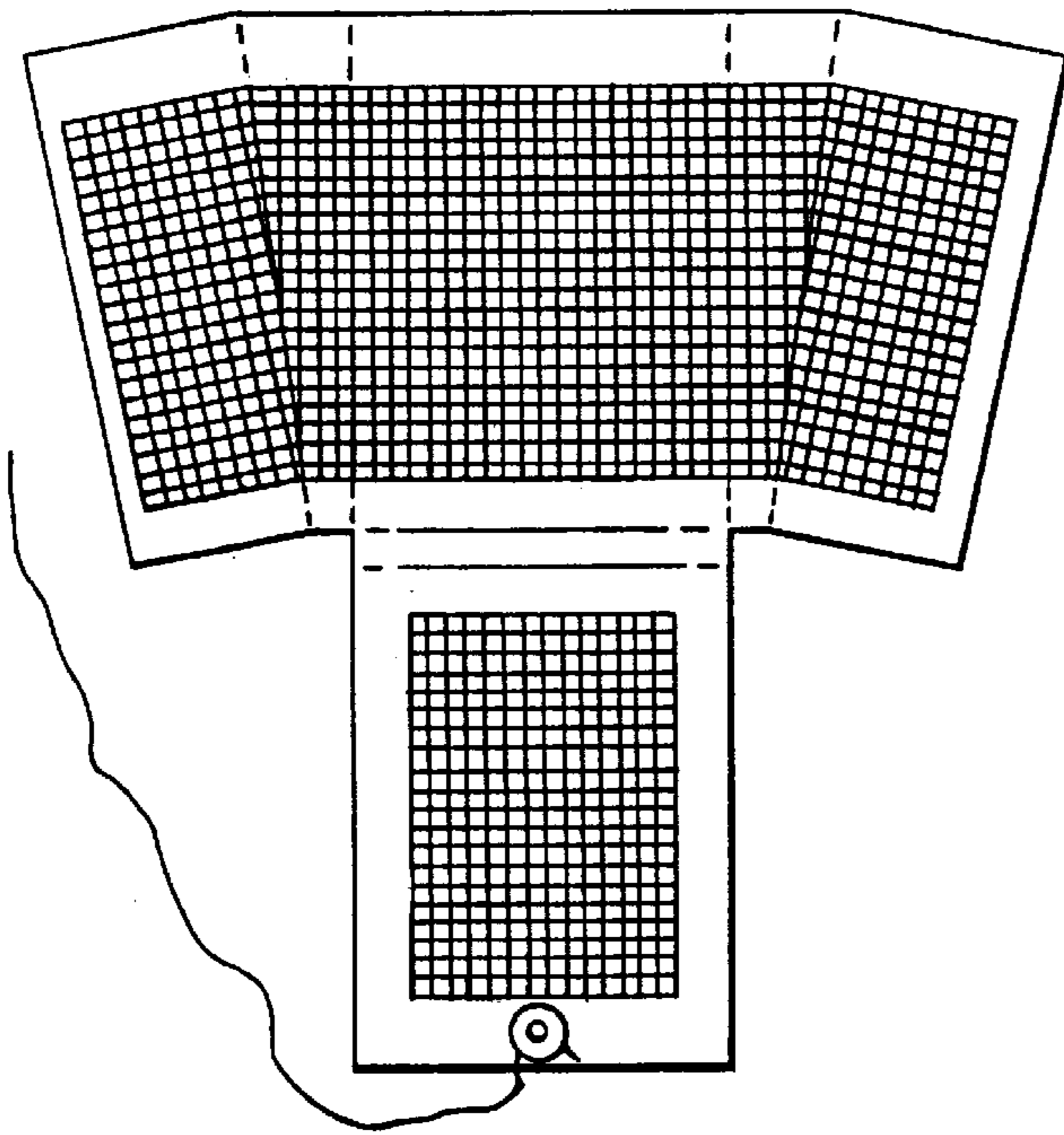


FIG. 3




FIG. 5



FIG. 6

