



US00D457725S

(12) **United States Design Patent**
Parsons

(10) **Patent No.:** **US D457,725 S**

(45) **Date of Patent:** **** May 28, 2002**

(54) **CARRYING DEVICE**

(76) Inventor: **Curtis James Parsons**, P.O. Box 201
CRO, Halifax, Nova Scotia (CA), B3J
2M4

(**) Term: **14 Years**

(21) Appl. No.: **29/130,633**

(22) Filed: **Oct. 6, 2000**

(30) **Foreign Application Priority Data**

Apr. 11, 2000 (CA) 2000-0929

(51) **LOC (7) Cl.** **03-01**

(52) **U.S. Cl.** **D3/327**

(58) **Field of Search** D3/327, 328; 294/150;
224/250, 257, 258, 915, 259

(56) **References Cited**

U.S. PATENT DOCUMENTS

1,463,977 A	8/1923	Smith	
2,530,695 A	11/1950	Helmert	
2,684,797 A	7/1954	Schulte	
2,718,988 A	9/1955	Potts	
2,884,173 A	4/1959	Campbell et al.	
3,181,752 A	5/1965	Seltzer et al.	
3,262,727 A	7/1966	Blackaby	
3,317,098 A	5/1967	Tyristrand	
3,559,853 A	2/1971	Strassman	
3,768,711 A	* 10/1973	Wilkinson	294/150
3,955,734 A	5/1976	Reese	224/58
3,960,302 A	* 6/1976	Marzzoni, Jr.	294/150

4,911,347 A	*	3/1990	Wilhite	224/257
D325,470 S	*	4/1992	Harms	D3/327
5,165,584 A		11/1992	Meagher et al.	224/258
5,499,752 A		3/1996	Johnson	224/258
5,603,545 A		2/1997	Benson et al.	294/15
5,660,309 A	*	8/1997	Belanger et al.	224/250
5,806,733 A		9/1998	Smith	224/264
D415,351 S	*	10/1999	Wang	D3/327

* cited by examiner

Primary Examiner—Philip S. Hyder

(74) *Attorney, Agent, or Firm*—Browdy and Neimark
P.L.L.C.

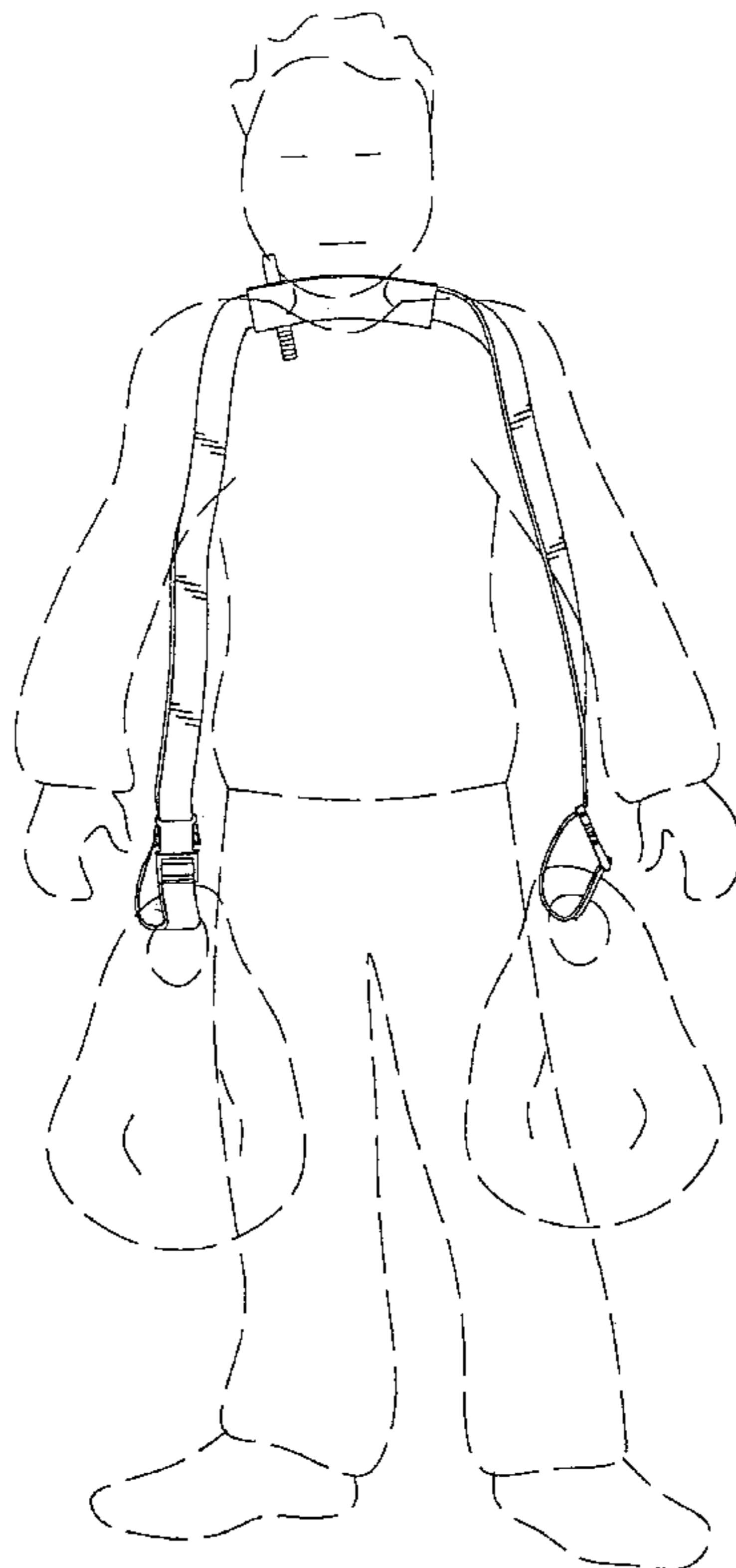
(57) **CLAIM**

The ornamental design for a carrying device, as shown and described.

DESCRIPTION

FIG. 1 is a top view of the carrying device in accordance with the present design;
FIG. 2 is a bottom view thereof;
FIG. 3 is a right side view thereof;
FIG. 4 is a left side view thereof;
FIG. 5 is a front view thereof;
FIG. 6 is a rear view thereof; and,
FIG. 7 is a perspective view thereof in which the subject matter shown in broken lines is environmental only and does not form a part of the present design.
The straps are shown fragmentarily to indicate indeterminate length.

1 Claim, 4 Drawing Sheets



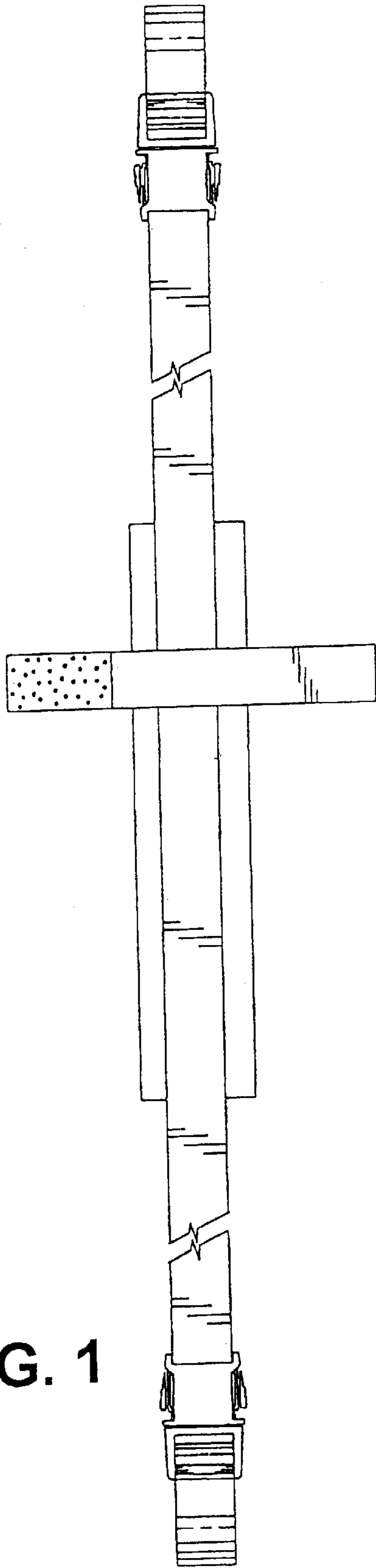


FIG. 1

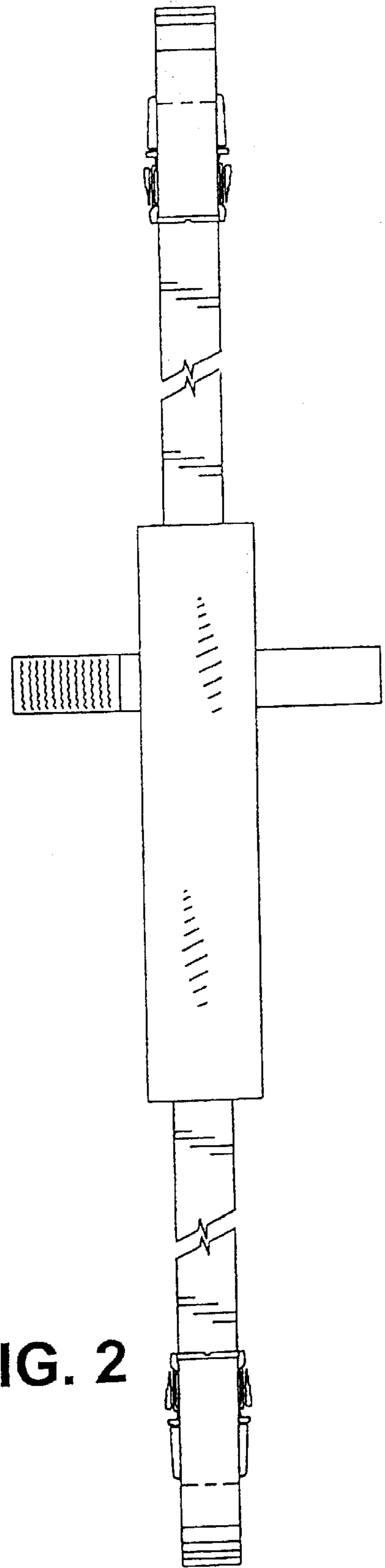


FIG. 2

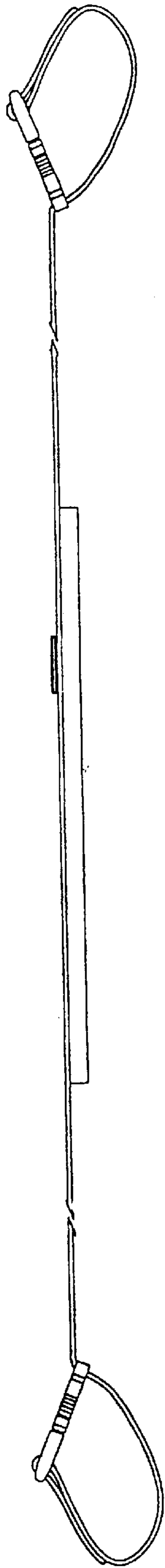


FIG. 3

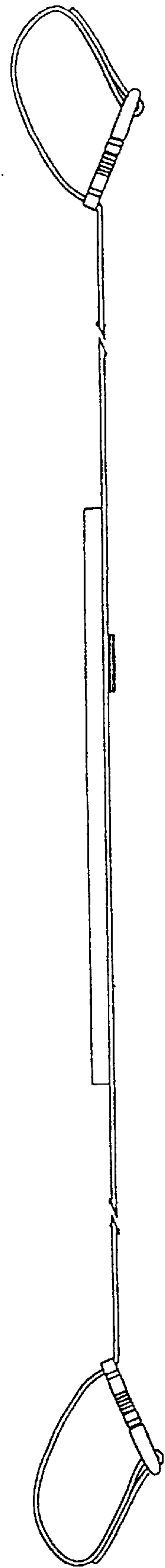


FIG. 4

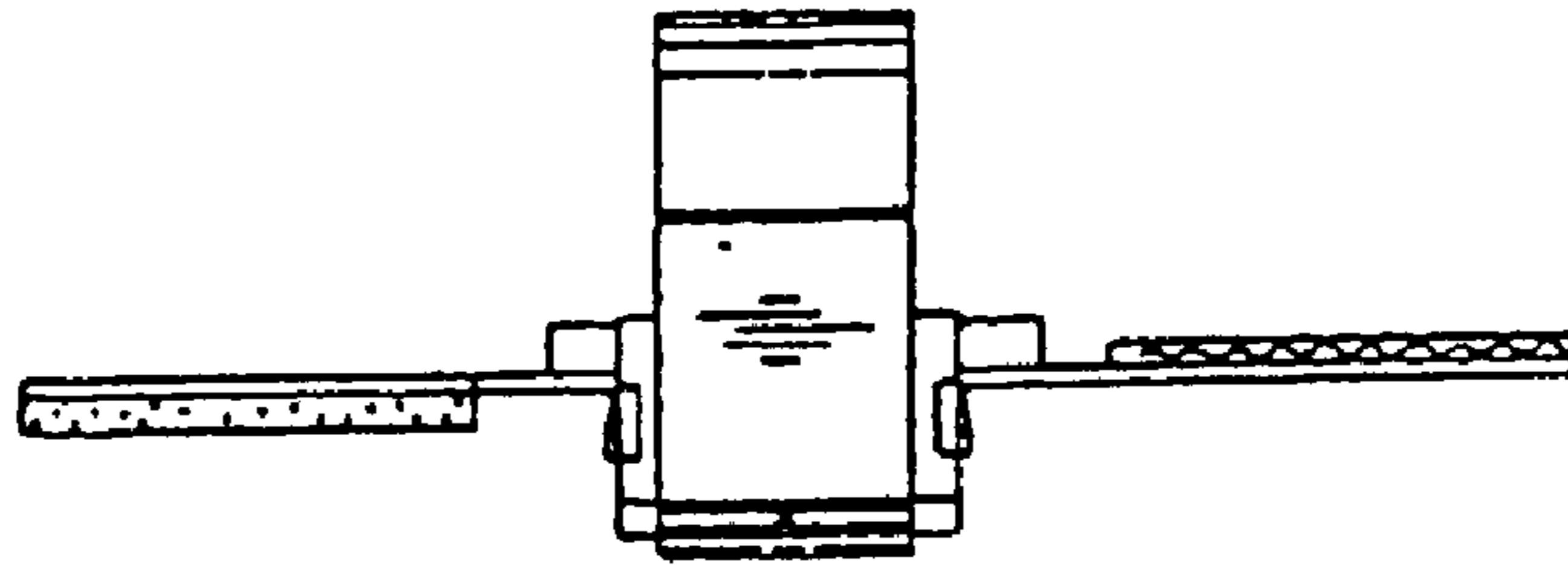


FIG. 5

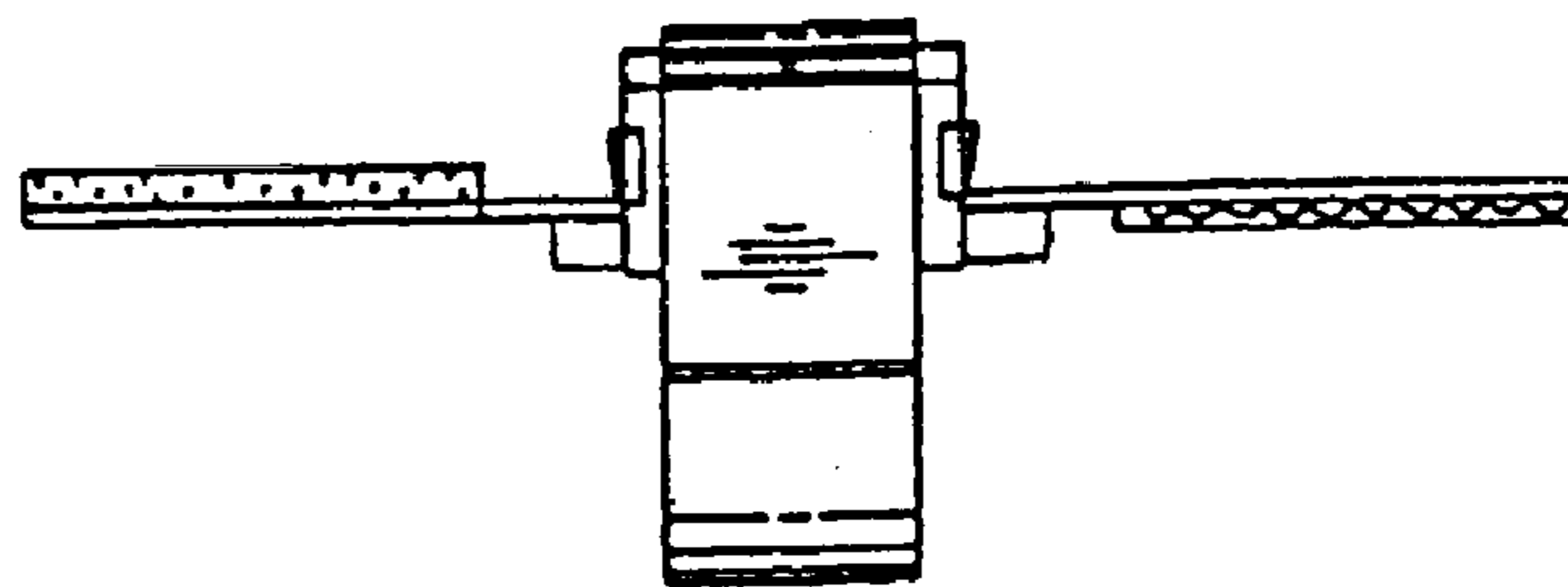


FIG. 6

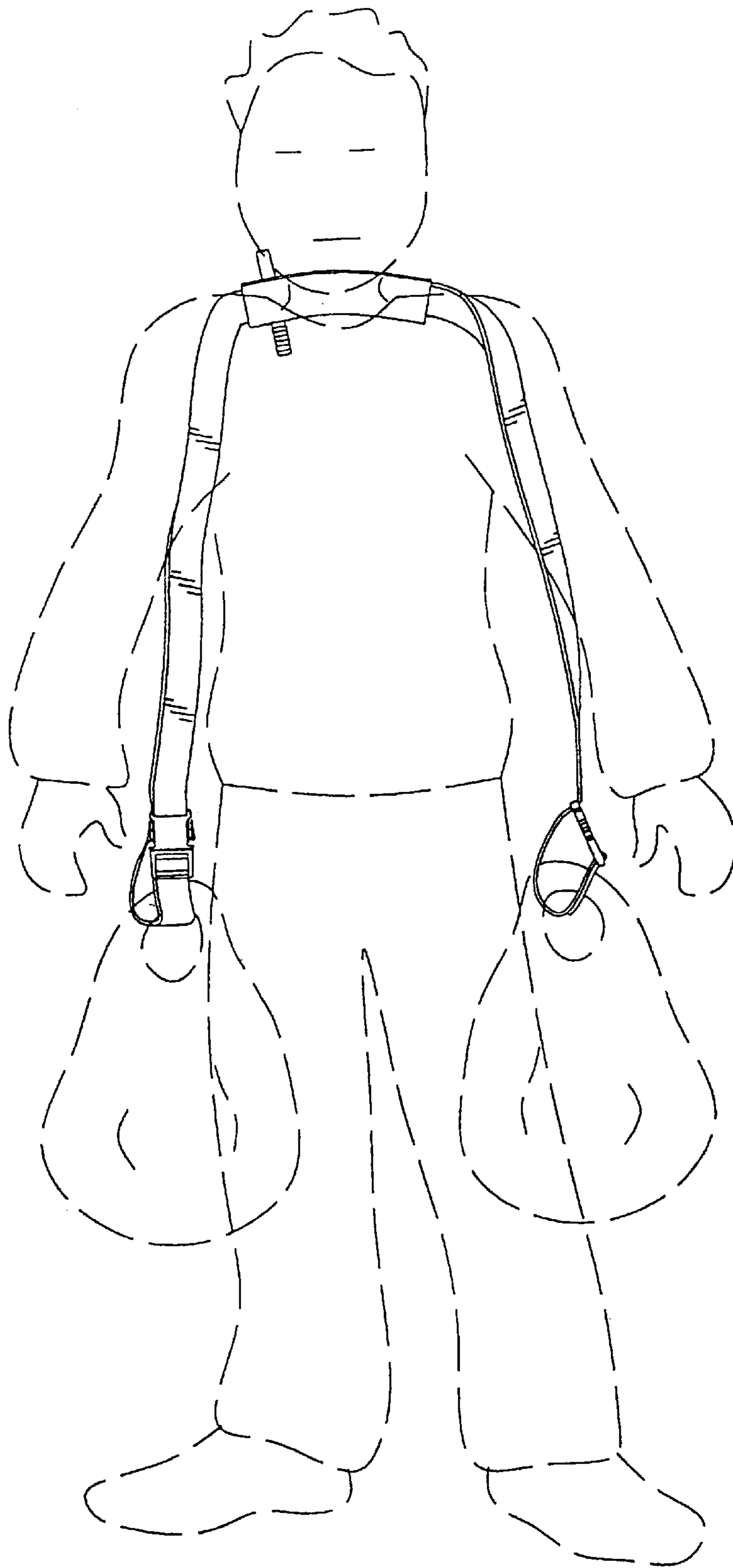


FIG. 7