



US00D457724S

(12) **United States Design Patent**  
**Och**

(10) **Patent No.:** **US D457,724 S**

(45) **Date of Patent:** **\*\* May 28, 2002**

(54) **LUGGAGE TRUNK**

D439,739 S \* 4/2001 Murphy ..... D3/272  
D441,954 S \* 5/2001 Parker ..... D3/273

(75) Inventor: **Mathias Och**, Montreux (CH)

\* cited by examiner

(73) Assignee: **Prospective Concepts AG**, Zollikon (CH)

*Primary Examiner*—Philip S. Hyder  
(74) *Attorney, Agent, or Firm*—Jenkins & Gilchrist, A Professional Corporation

(\*\*) Term: **14 Years**

(21) Appl. No.: **29/140,823**

(22) Filed: **Apr. 24, 2001**

(57) **CLAIM**

The ornamental design for a luggage trunk, as shown and described.

(30) **Foreign Application Priority Data**

Oct. 27, 2000 (XH) ..... DM/054 168

**DESCRIPTION**

(51) **LOC (7) Cl.** ..... **03-01**

FIG. 1 is a perspective view of the luggage trunk in accordance with my design;

(52) **U.S. Cl.** ..... **D3/279; D3/273; D34/25**

FIG. 2 is a right side elevational view of the luggage trunk in accordance with my design;

(58) **Field of Search** ..... D3/273, 276, 279;  
190/18 A, 100, 110, 109, 111; D34/24,  
25; 280/47.26, 47.24

FIG. 3 is a left side elevational view of the luggage trunk in accordance with my design, the right side being a mirror image thereof;

(56) **References Cited**

FIG. 4 is a rear elevational view of the luggage trunk in accordance with my design;

**U.S. PATENT DOCUMENTS**


- 5,088,750 A \* 2/1992 Beese et al. .... 220/908
- D327,353 S \* 6/1992 Shetterly ..... D34/24
- D335,030 S \* 4/1993 Alfonso ..... D3/279
- D349,989 S \* 8/1994 Shetterly ..... D34/24
- D351,502 S \* 10/1994 Weir et al. .... D3/272
- D374,772 S \* 10/1996 Hotaling et al. .... D3/273
- D383,603 S \* 9/1997 Pedlar ..... D3/279
- D437,484 S \* 2/2001 Tiramani et al. .... D3/276


FIG. 5 is a front elevational view of the luggage trunk in accordance with my design; and

FIG. 6 is a top plan view of the luggage trunk in accordance with my design; and,


FIG. 7 is a bottom plan view of the luggage trunk in accordance with my design.

**1 Claim, 7 Drawing Sheets**







*Fig. 1*




*Fig.2*




*Fig.3*




*Fig.4*



*Fig.5*



*Fig.6*



*Fig.7*