



US00D457721S

(12) **United States Design Patent**  
**Matyas**

(10) **Patent No.:** **US D457,721 S**

(45) **Date of Patent:** **\*\* May 28, 2002**

(54) **PERSONAL GOLF BALL CADDY**  
  
(76) **Inventor:** **Marcus Josef Matyas**, P.O. Box 22081  
343 Wellington Road, London, Ont  
(CA), N6C 4N0

(\*\*) **Term:** **14 Years**

(21) **Appl. No.:** **29/125,468**

(22) **Filed:** **Jun. 23, 2000**

(51) **LOC (7) Cl.** ..... **03-01**

(52) **U.S. Cl.** ..... **D3/221**

(58) **Field of Search** ..... D3/221, 215, 257,  
D3/224, 226; 206/315.9; 224/918, 919,  
250, 251, 684

(56) **References Cited**

**U.S. PATENT DOCUMENTS**

2,661,129 A \* 12/1953 Seaton et al. .... 224/919  
3,497,118 A \* 2/1970 Najjar ..... 224/919  
D226,929 S \* 5/1973 Kinard ..... D3/221

D254,940 S \* 5/1980 Thomas ..... D3/221  
4,299,345 A \* 11/1981 Lanzl ..... 224/919  
D335,392 S \* 5/1993 Topic et al. .... D3/221  
D360,974 S \* 8/1995 Stalling ..... D3/221  
D363,520 S \* 10/1995 Melillo ..... D3/221

\* cited by examiner

*Primary Examiner*—Catherine R. Oliver

(74) *Attorney, Agent, or Firm*—Hahn Loeser + Parks LLP;  
Stephen L. Grant

(57) **CLAIM**

The ornamental design for a personal golf ball caddy, as shown.

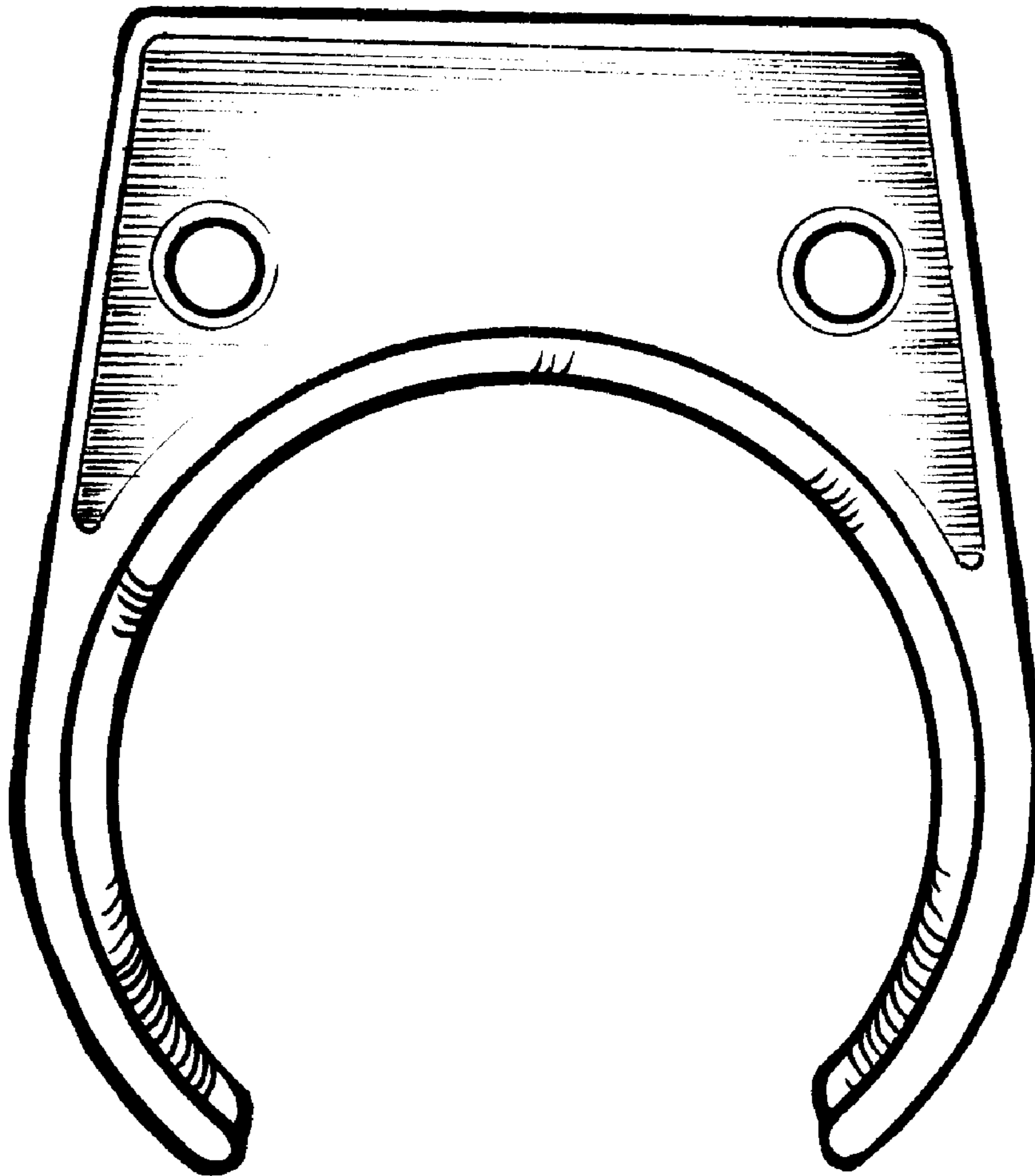
**DESCRIPTION**

FIG. 1 is a top plan view of a personal golf ball caddy showing my new design.

FIG. 2 is a left side elevation view thereof; and,

FIG. 3 is a front elevational view thereof.

**1 Claim, 3 Drawing Sheets**



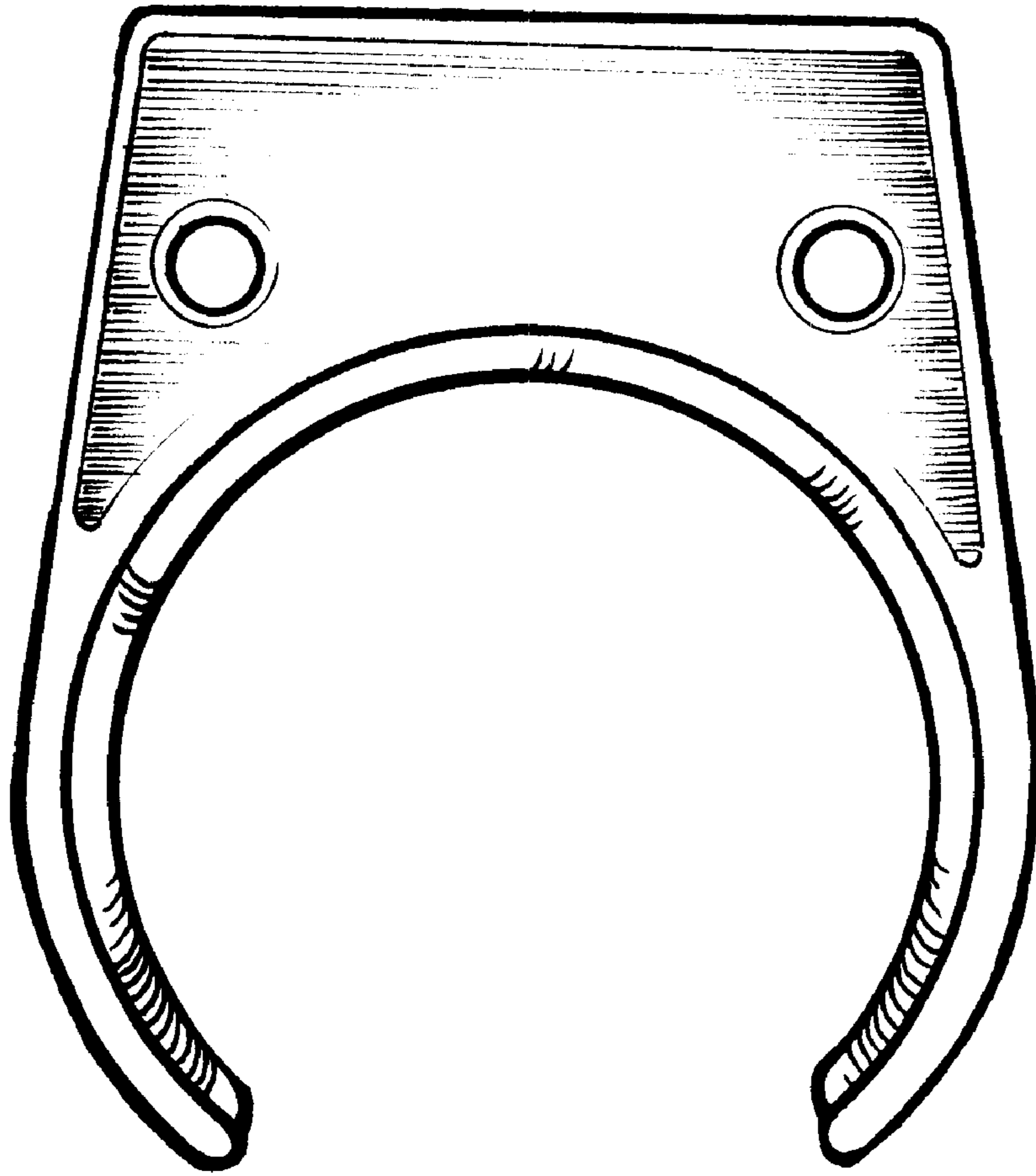


FIGURE 1

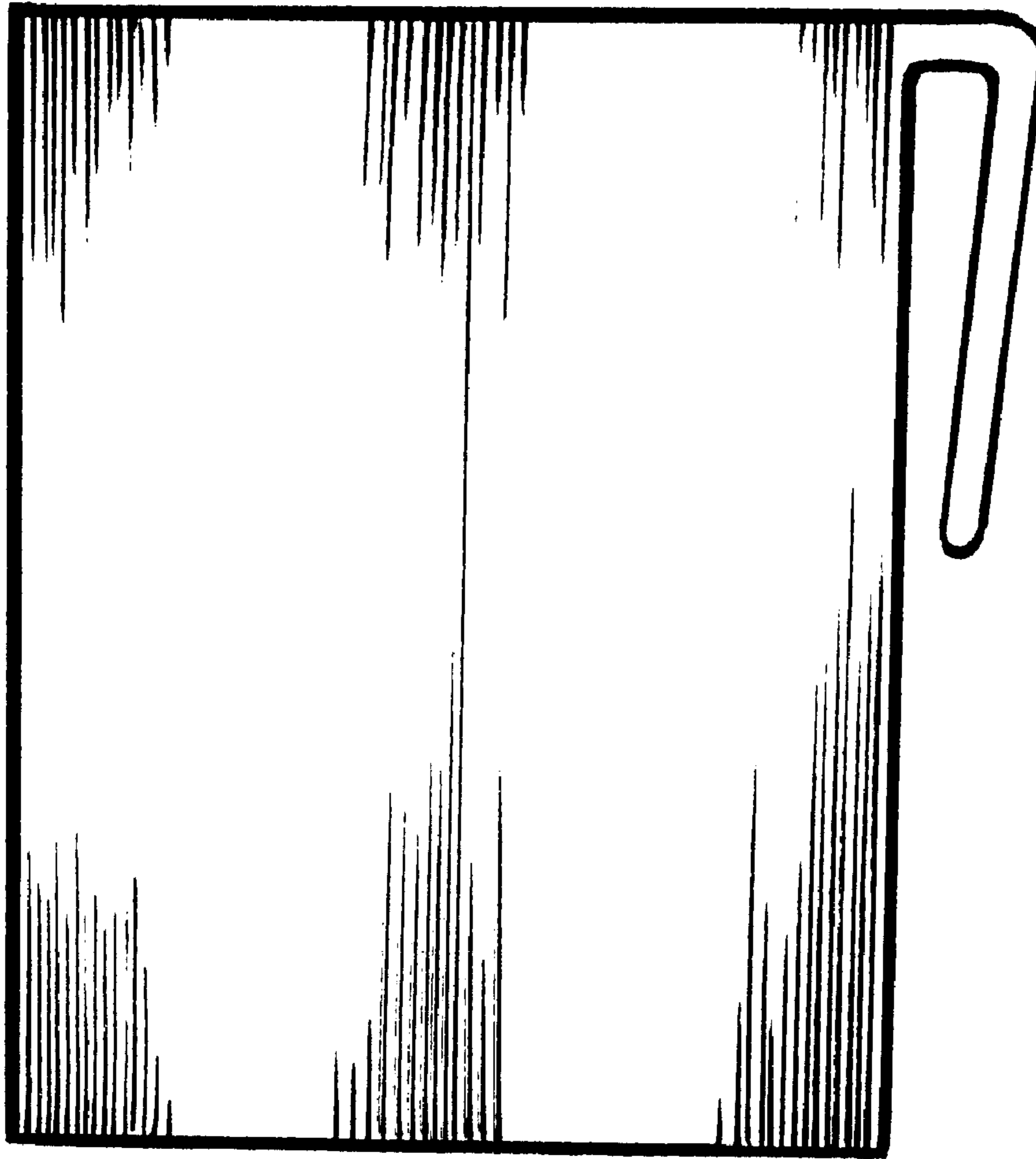


FIGURE 2




FIGURE 3