



US00D457715S

(12) **United States Design Patent**
Wilson

(10) **Patent No.:** **US D457,715 S**

(45) **Date of Patent:** **** *May 28, 2002**

(54) **SHOE UPPER**

(75) **Inventor:** **Ralph Davis Wilson**, Torrance, CA
(US)

(73) **Assignee:** **Skechers U.S.A., Inc. II**, Manhattan
Beach, CA (US)

(*) **Notice:** This patent is subject to a terminal dis-
claimer.

(**) **Term:** **14 Years**

(21) **Appl. No.:** **29/134,559**

(22) **Filed:** **Dec. 21, 2000**

Related U.S. Application Data

(62) Division of application No. 29/127,972, filed on Aug. 15,
2000, now Pat. No. Des. 441,417.

(51) **LOC (7) Cl.** **02-04**

(52) **U.S. Cl.** **D2/969; D2/916; D2/919;**
D2/927

(58) **Field of Search** D2/897-900, 916-920,
D2/922-924, 929-933, 947-961, 969, 971;
36/7.3, 7.5, 11.5, 50.1, 45

(56) **References Cited**

U.S. PATENT DOCUMENTS

D401,049 S * 11/1998 Greenberg D2/969

D421,829 S * 3/2000 Bray et al. D2/919
D425,291 S * 5/2000 Matis D2/969
D442,771 S * 5/2001 Haas D2/969

* cited by examiner

Primary Examiner—Louis S. Zarfes
Assistant Examiner—Gregory Andoll
(74) *Attorney, Agent, or Firm*—Marshall A. Lerner, Esq.;
Bradford E. Mattes, Esq.; Kleinberg & Lerner, LLP


(57) **CLAIM**

The ornamental design for a shoe upper, as shown and
described.

DESCRIPTION

FIG. 1 is a perspective view;
FIG. 2 is a top plan view;
FIG. 3 is a left side elevational view with the right side being
identical; and,
FIG. 4 is a rear elevational view.
The broken line showing the sole in the figures is for
illustrative purposes only and forms no part of the claimed
design.

1 Claim, 1 Drawing Sheet






Fig. 1.

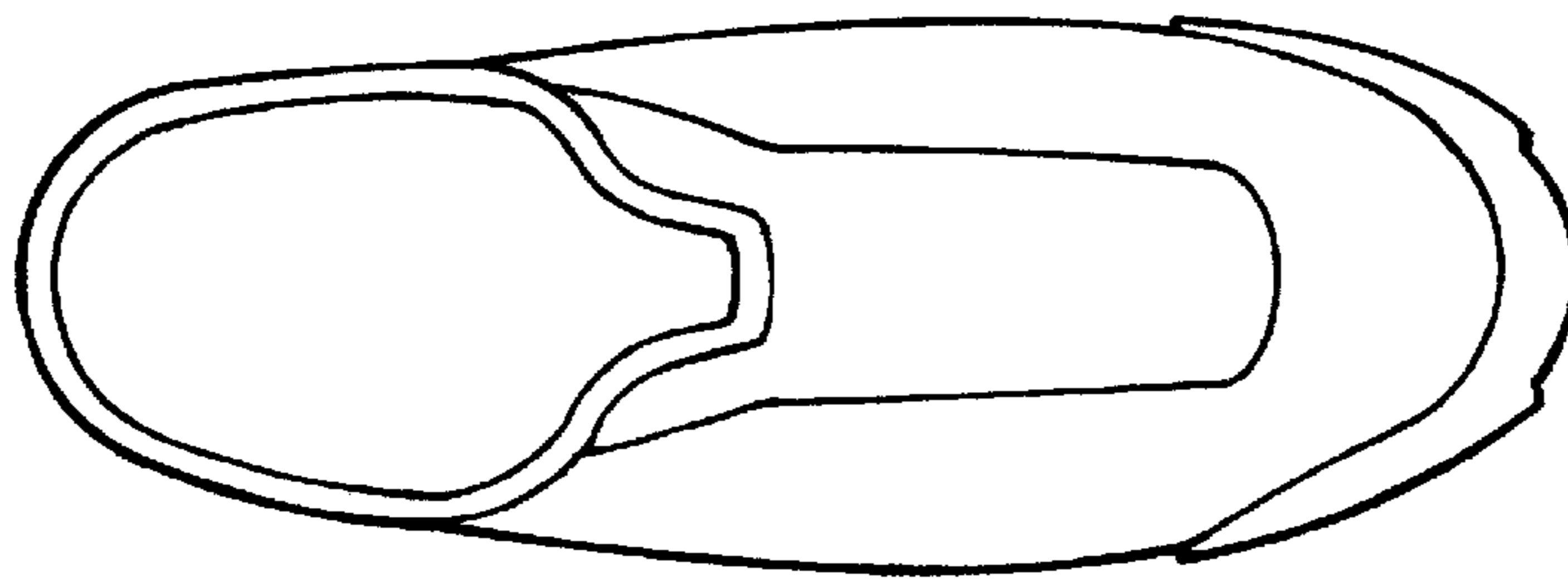


Fig. 2.

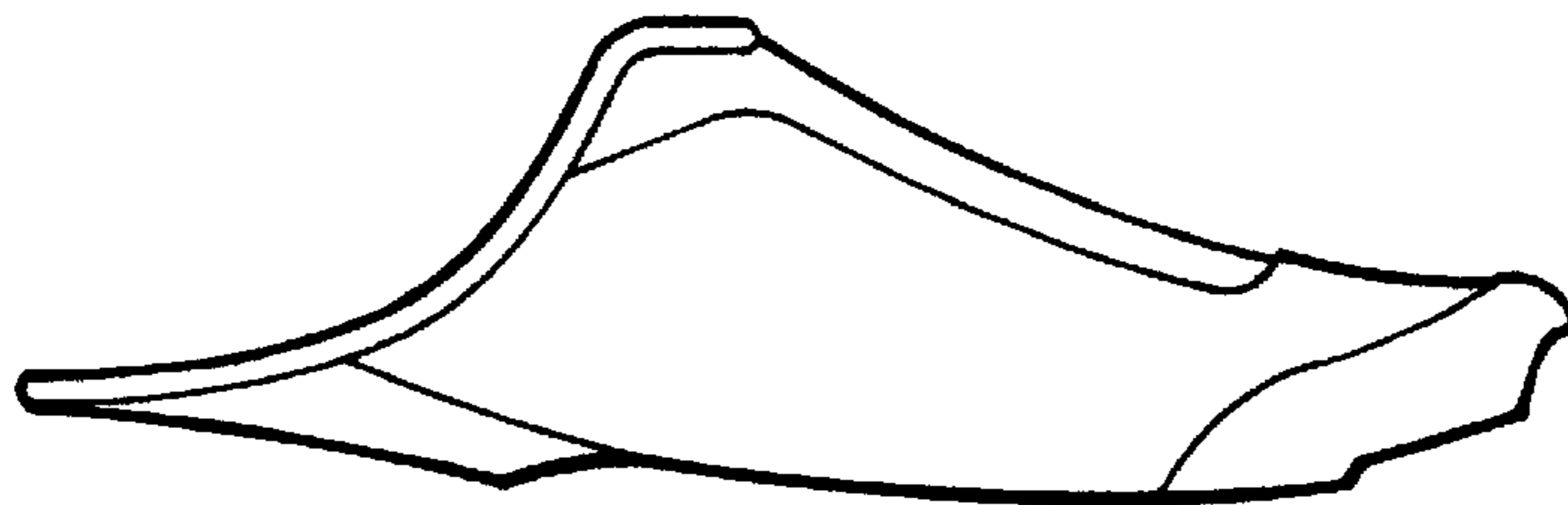


Fig. 3.

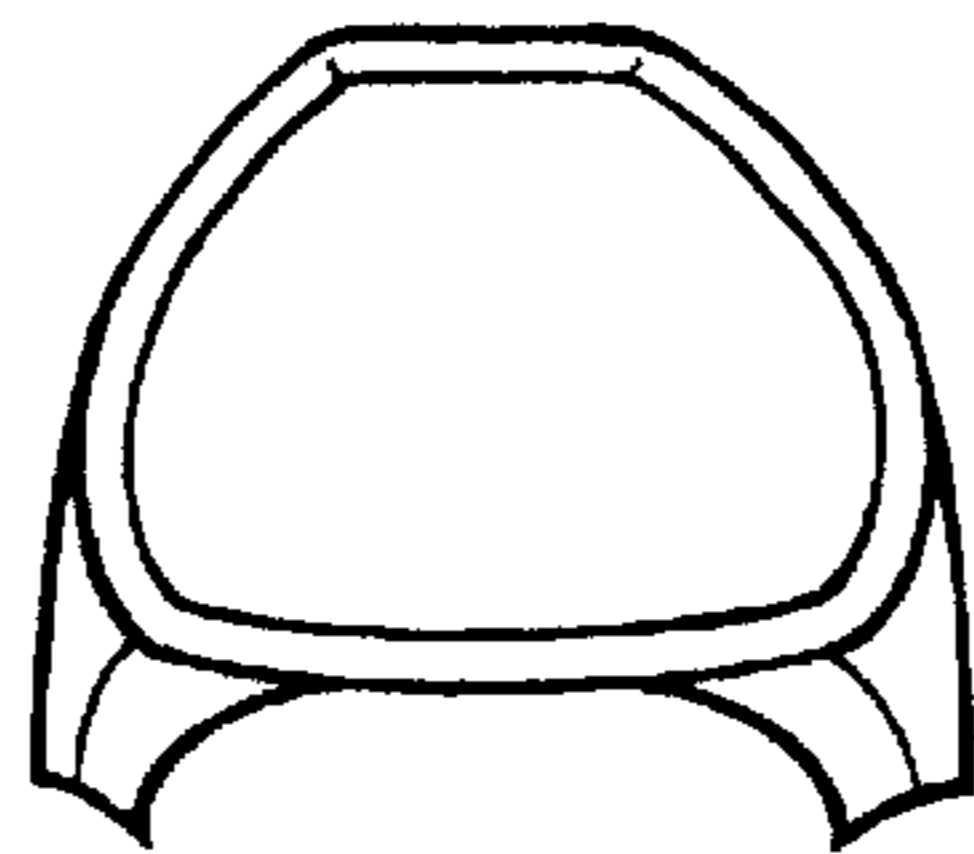


Fig. 4.