



US00D457713S

(12) **United States Design Patent**  
**Trammel**

(10) **Patent No.:** **US D457,713 S**

(45) **Date of Patent:** **\*\* May 28, 2002**

(54) **GOLF BOOT**

(76) Inventor: **Richard Trammel**, 113 E. Main St.,  
Tavares, FL (US) 32778

(\*\*) Term: **14 Years**

(21) Appl. No.: **29/148,811**

(22) Filed: **Sep. 27, 2001**

(51) **LOC (7) Cl.** ..... **02-04**

(52) **U.S. Cl.** ..... **D2/909; D2/910; D2/906;**  
D2/897

(58) **Field of Search** ..... D2/896-897, 900-915,  
D2/946, 947, 962, 970; D3/215, 226, 228,  
222; 36/1, 2 R, 102, 107-108, 113, 117.1-117.9,  
118.1-118.9, 119.1, 131, 134, 136, 7 R,  
7.2, 7.4, 50, 50.1

(56) **References Cited**

**U.S. PATENT DOCUMENTS**

D180,258 S	*	5/1957	Zisla	.....	D2/897
3,600,831 A		8/1971	Olsson et al.		
4,873,774 A		10/1989	Lafever		
4,984,377 A		1/1991	Schneider		
5,950,333 A		9/1999	Tsen		
D427,752 S	*	7/2000	Coffman et al.	.....	D2/906

**OTHER PUBLICATIONS**

Printout form [www.oregonmudders.com](http://www.oregonmudders.com) showing various footwear. Printed Dec. 15, 2000.\*

\* cited by examiner

*Primary Examiner*—Louis S. Zarfes

*Assistant Examiner*—Gregory Andoll

(74) *Attorney, Agent, or Firm*—Terry M. Sanks, Esq.;  
Beusse Brownlee Bowdoin & Wolter, PA

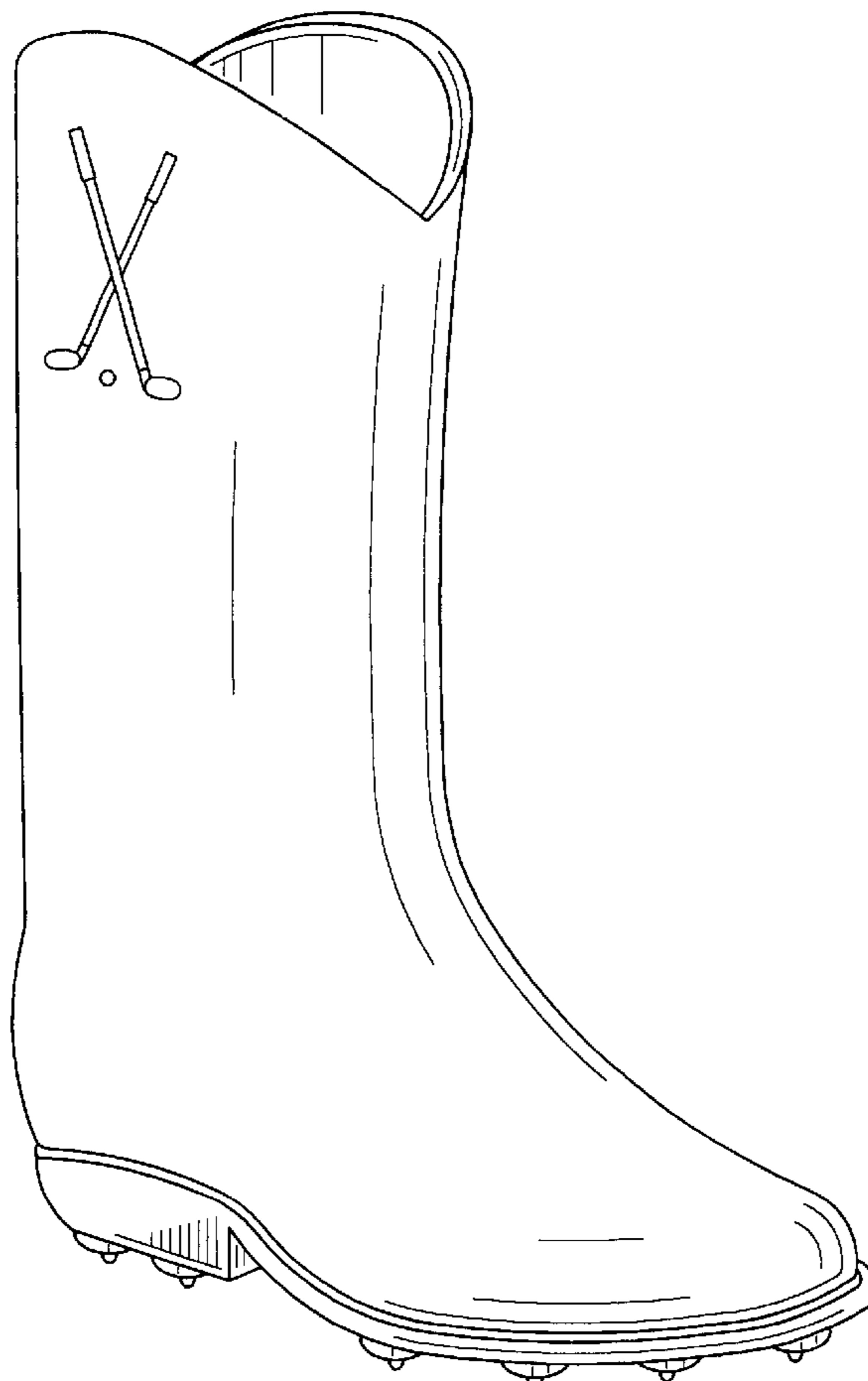
(57) **CLAIM**

The ornamental design for a golf boot, as shown and described.

**DESCRIPTION**

FIG. 1 is a perspective view of my new design for a golf boot;  
FIG. 2 is a right side elevational view of the design of FIG. 1;  
FIG. 3 is a left side elevational view of the design of FIG. 1;  
FIG. 4 is a front elevational view of the design of FIG. 1;  
FIG. 5 is a rear elevational view of the design of FIG. 1;  
FIG. 6 is a top plan view of the design of FIG. 1; and,  
FIG. 7 is a bottom plan view of the design of FIG. 1.

**1 Claim, 2 Drawing Sheets**



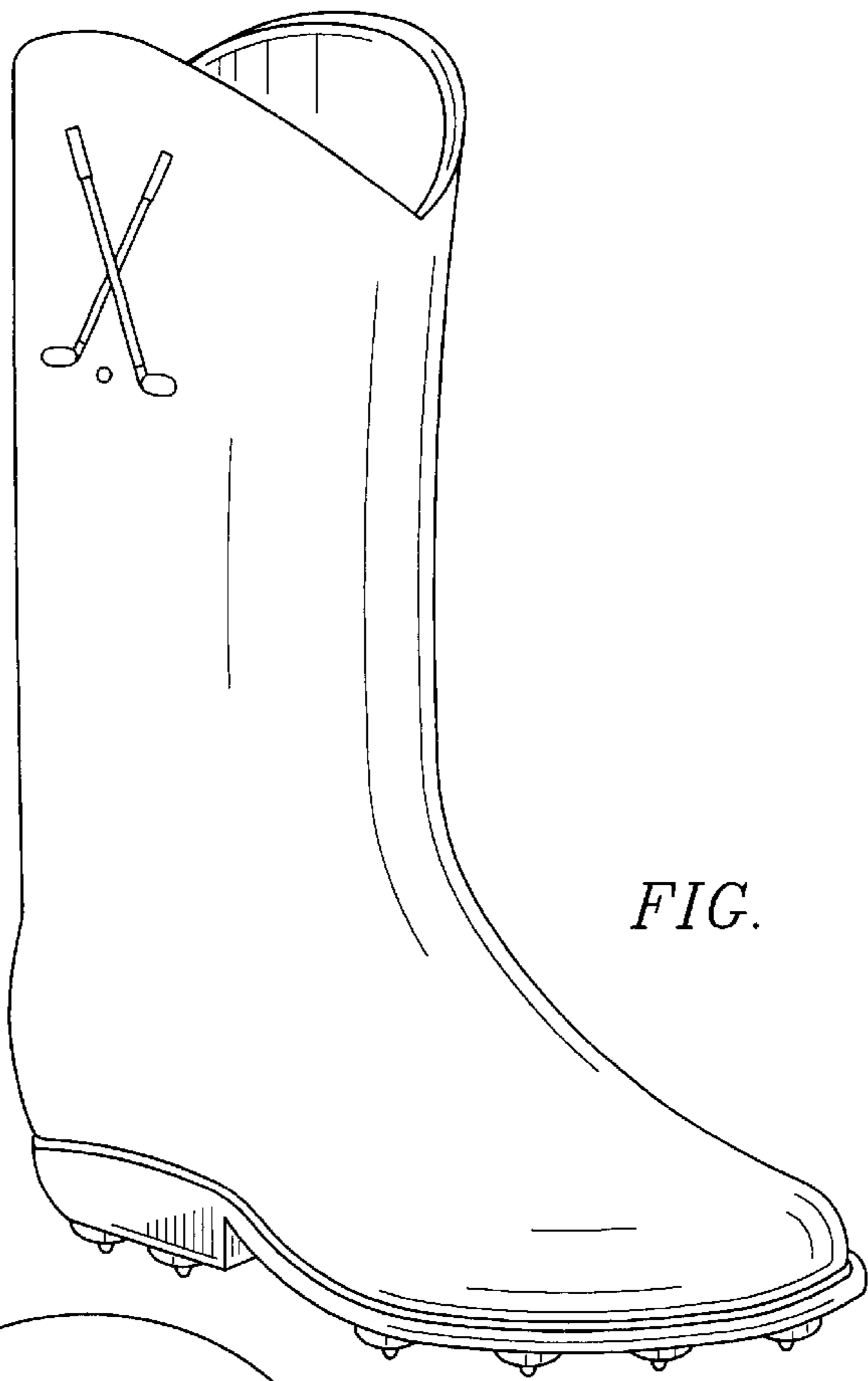


FIG. 1

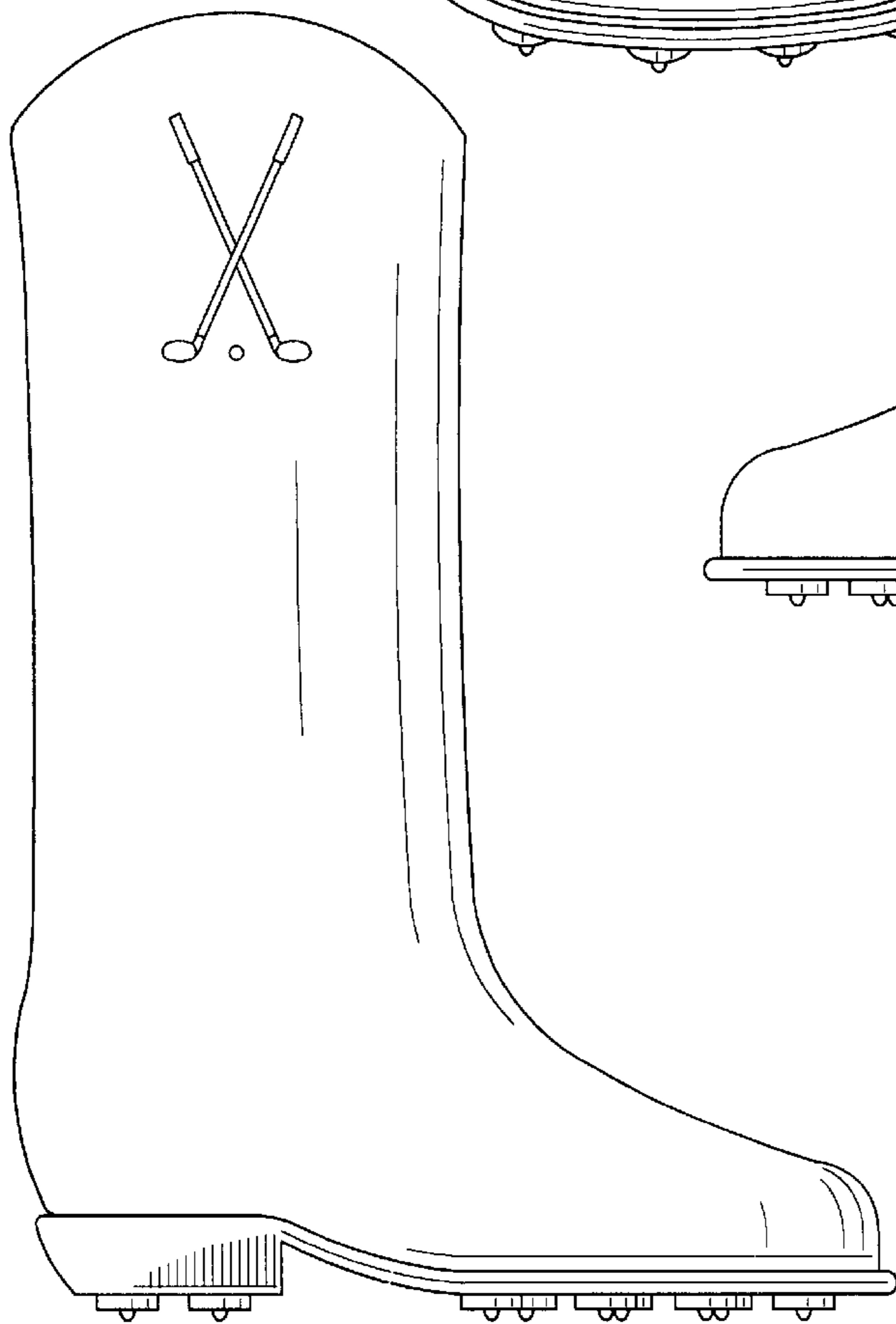


FIG. 2

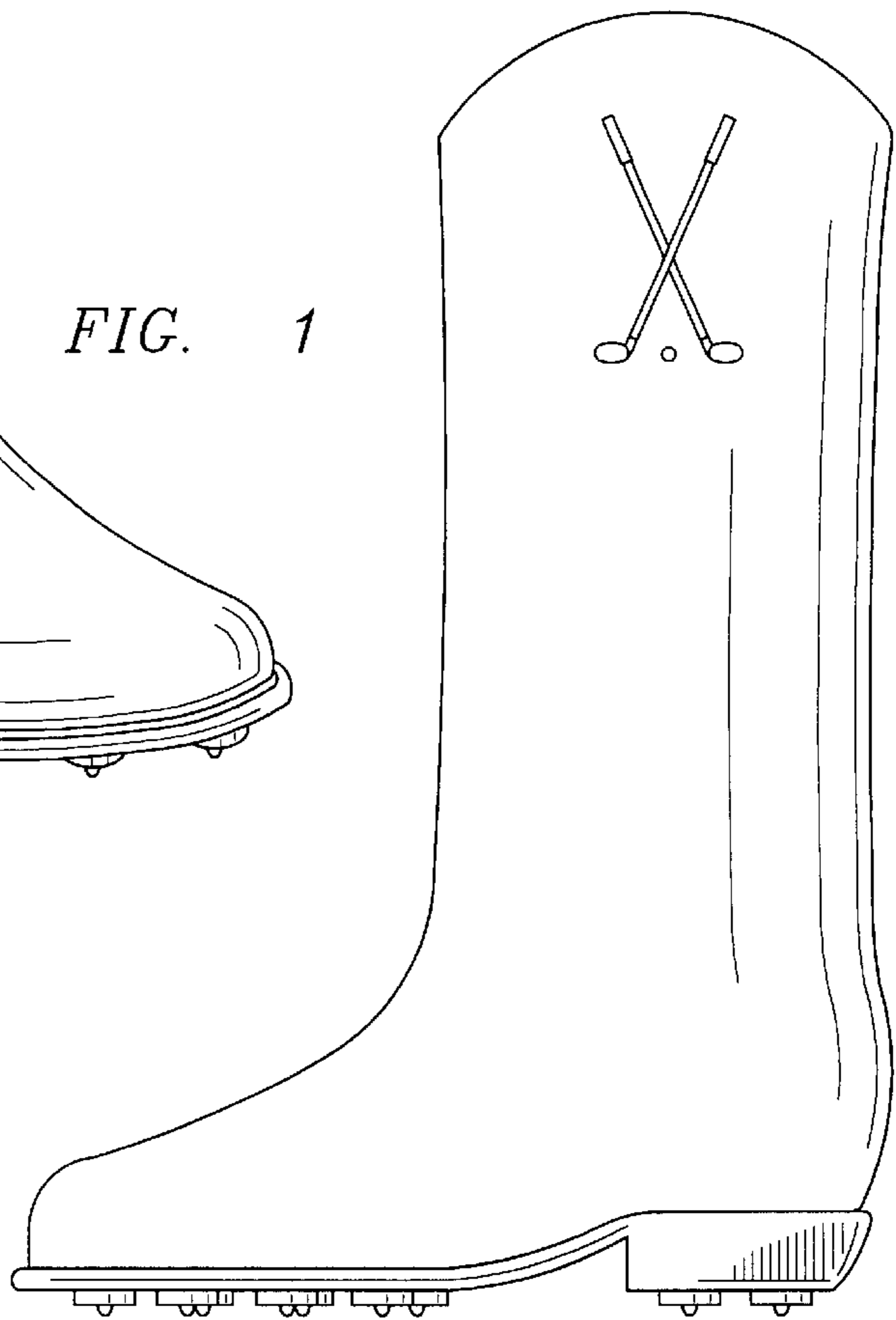


FIG. 3




FIG. 4




FIG. 5

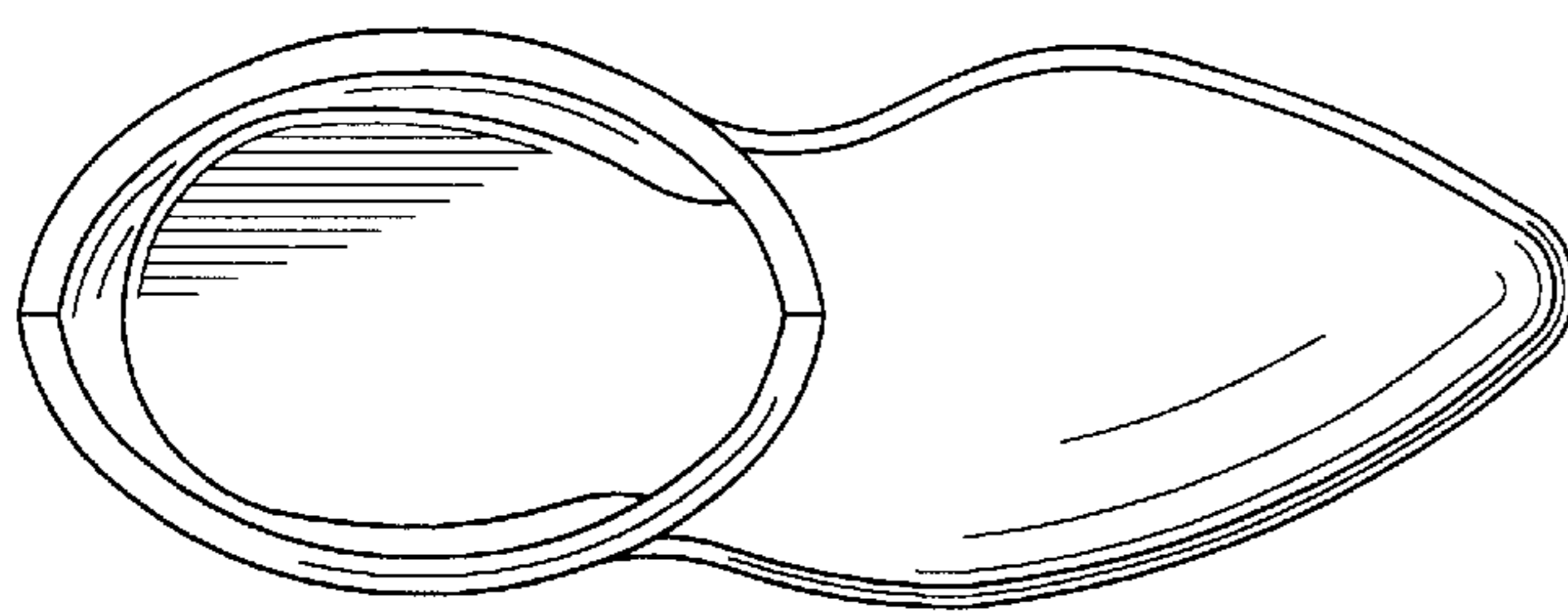


FIG. 6

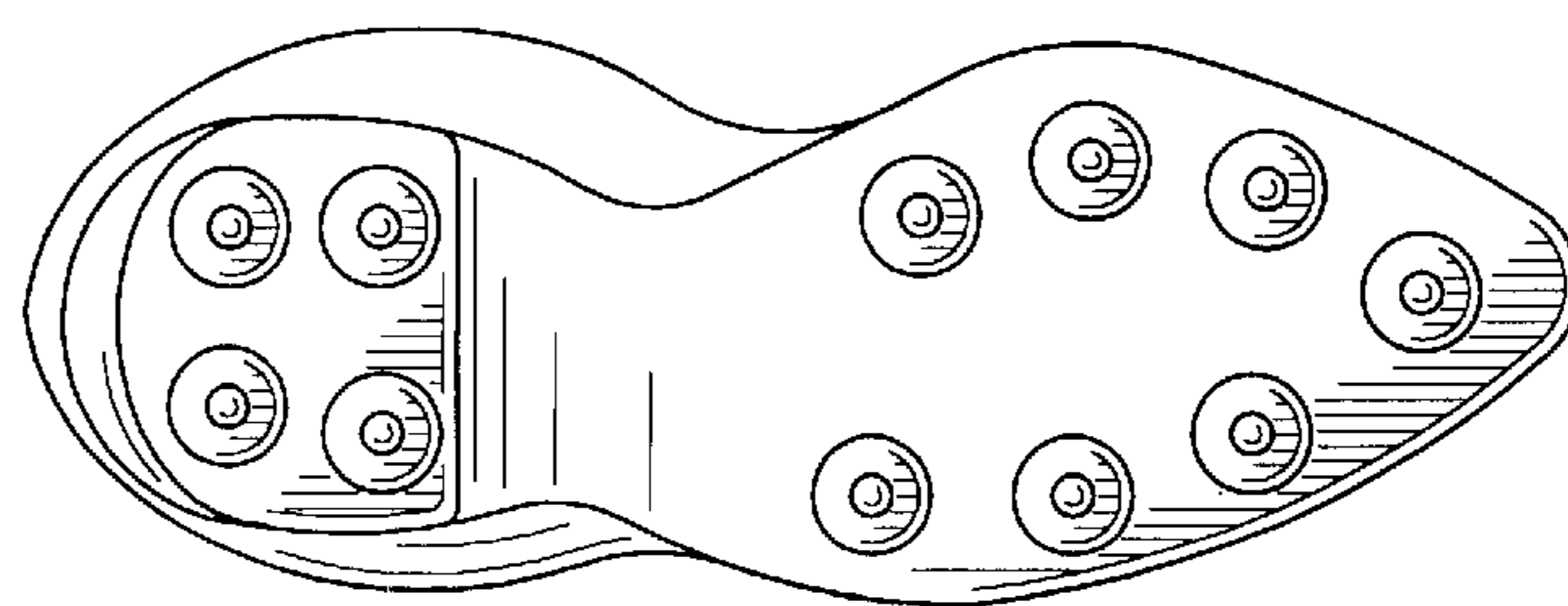


FIG. 7