



US00D457706S

(12) **United States Design Patent** (10) **Patent No.:** **US D457,706 S**
Teichelman (45) **Date of Patent:** **** May 21, 2002**

(54) **DEVICE FOR ATTACHMENT TO A MAIL BOX FOR USE IN INDICATING THE DELIVERY OF MAIL**

(76) Inventor: **Emery C. Teichelman**, 1800 Old Granger Rd., Taylor, TX (US) 76574

(**) Term: **14 Years**

(21) Appl. No.: **29/142,827**

(22) Filed: **Jun. 4, 2001**

(51) **LOC (7) Cl.** **99-00**

(52) **U.S. Cl.** **D99/43; D99/29**

(58) **Field of Search** D99/29, 32, 33, D99/43; 232/17, 34, 35, 29, 30, 31, 32

(56) **References Cited**

U.S. PATENT DOCUMENTS

2,609,787	A	*	9/1952	Lawson	232/35
2,707,075	A	*	4/1955	Van Duzor	232/35
3,426,966	A	*	2/1969	Lay	232/35
4,821,953	A	*	4/1989	Pozoha	232/35
D335,747	S	*	5/1993	Dearing et al.	D99/29
D341,917	S	*	11/1993	Mehor	D99/43 X
D356,428	S	*	3/1995	Piatkowski et al.	D99/43
5,660,327	A	*	8/1997	Brinkley, Jr.	232/35
D447,313	S	*	8/2001	Murawski et al.	D99/43

* cited by examiner

Primary Examiner—Paula A. Mortimer

(74) *Attorney, Agent, or Firm*—Charles W. McHugh

(57) **CLAIM**

The ornamental design for a “device for attachment to a mail box for use in indicating the delivery of mail,” as shown and described.

DESCRIPTION

FIG. 1 is a front elevation view of a “device for attachment to a mail box for use in indicating the delivery of mail,” showing my new design that includes a fixed housing and a movable indicator element, and this particular figure showing the movable indicator element hanging below the fixed housing;

FIG. 2 is a left side view of the device shown in FIG. 1, and the right side view being a mirror image thereof;

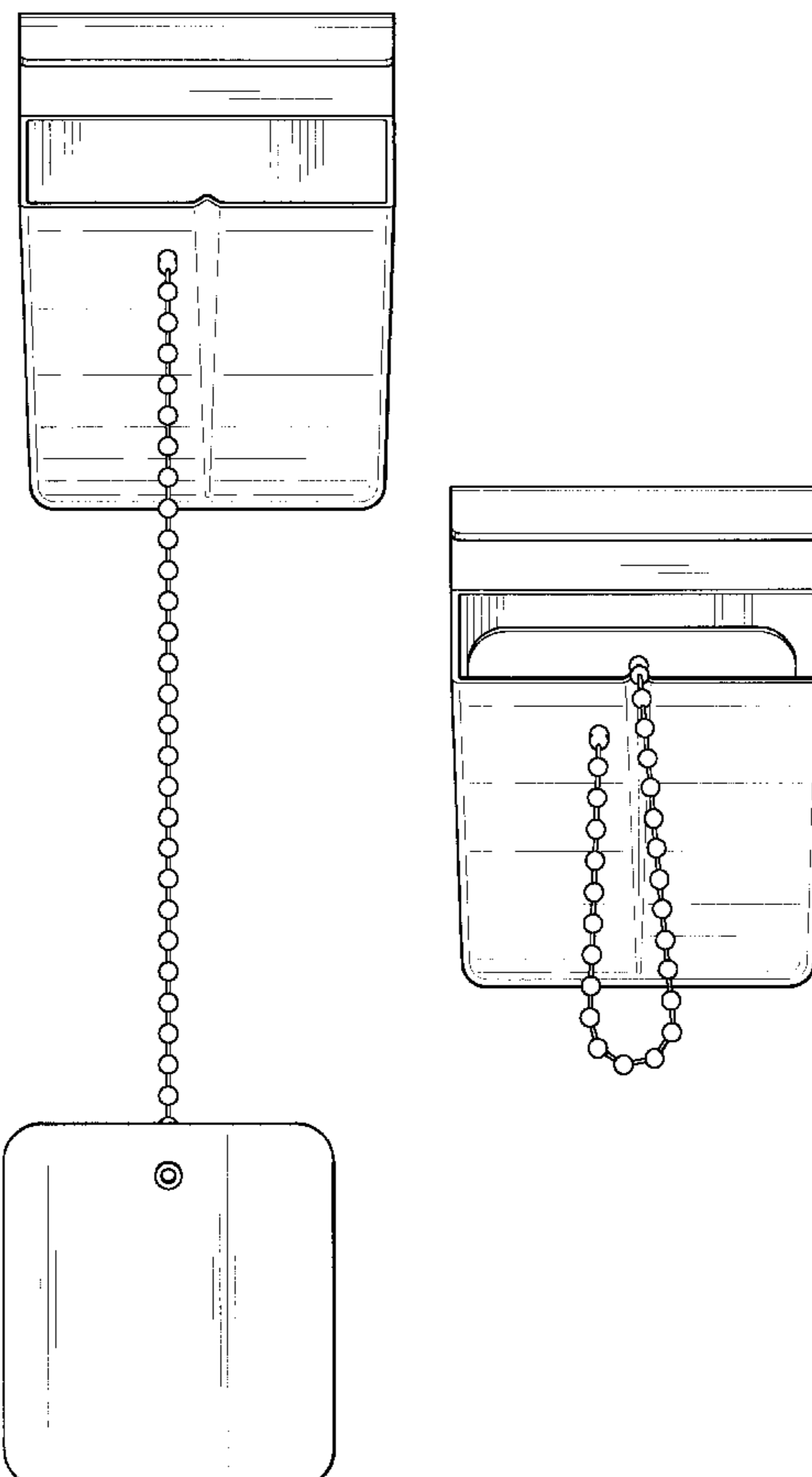
FIG. 3 is a rear elevation view of the device shown in FIG. 1;

FIG. 4 is a top plan view of the device shown in FIG. 1;

FIG. 5 is a bottom plan view of the device shown in FIG. 1; and,

FIG. 6 is a front elevation view of the device wherein the movable indicator element has been moved to a stowed location inside the fixed housing.

1 Claim, 2 Drawing Sheets



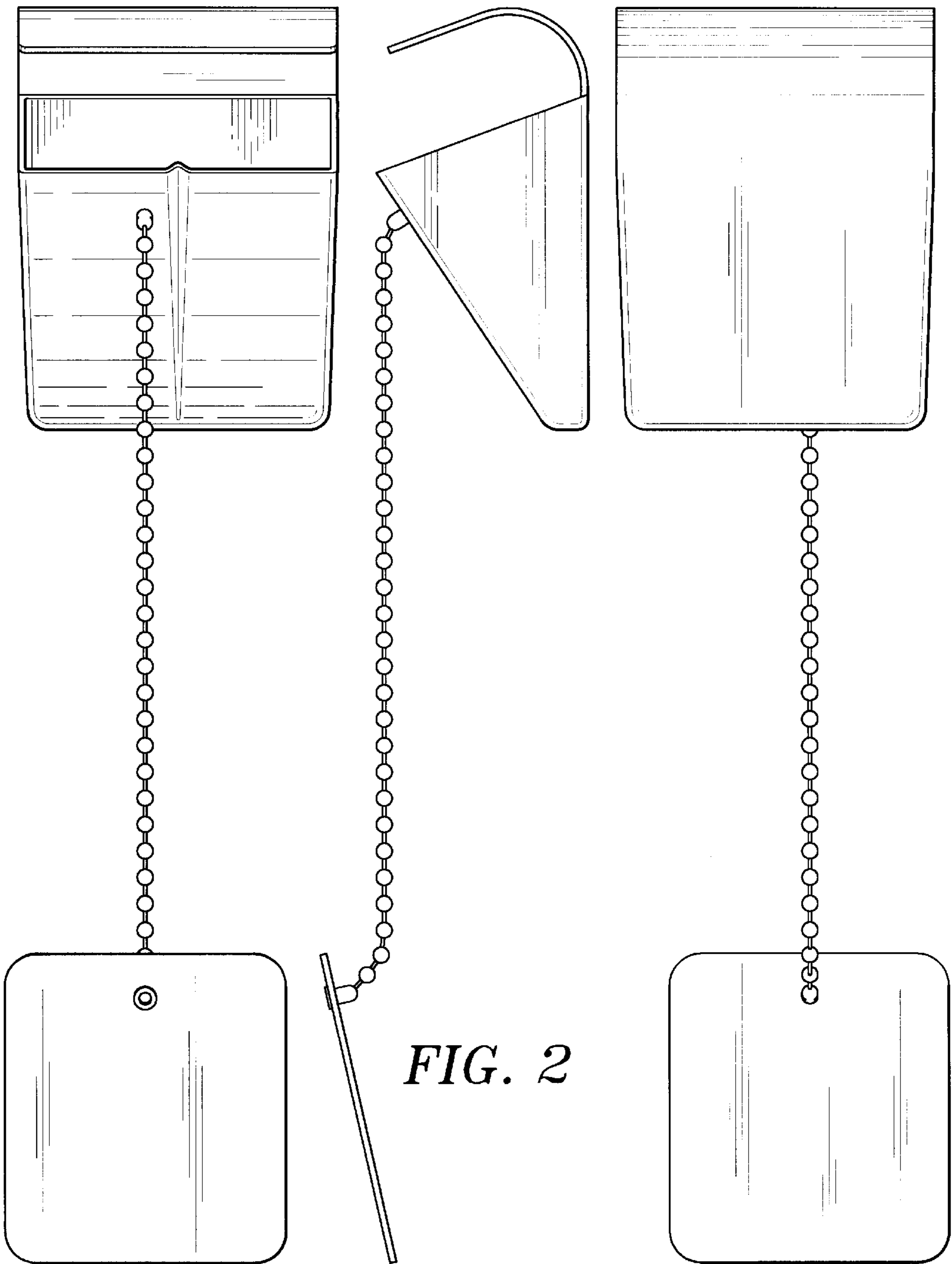


FIG. 1

FIG. 2

FIG. 3

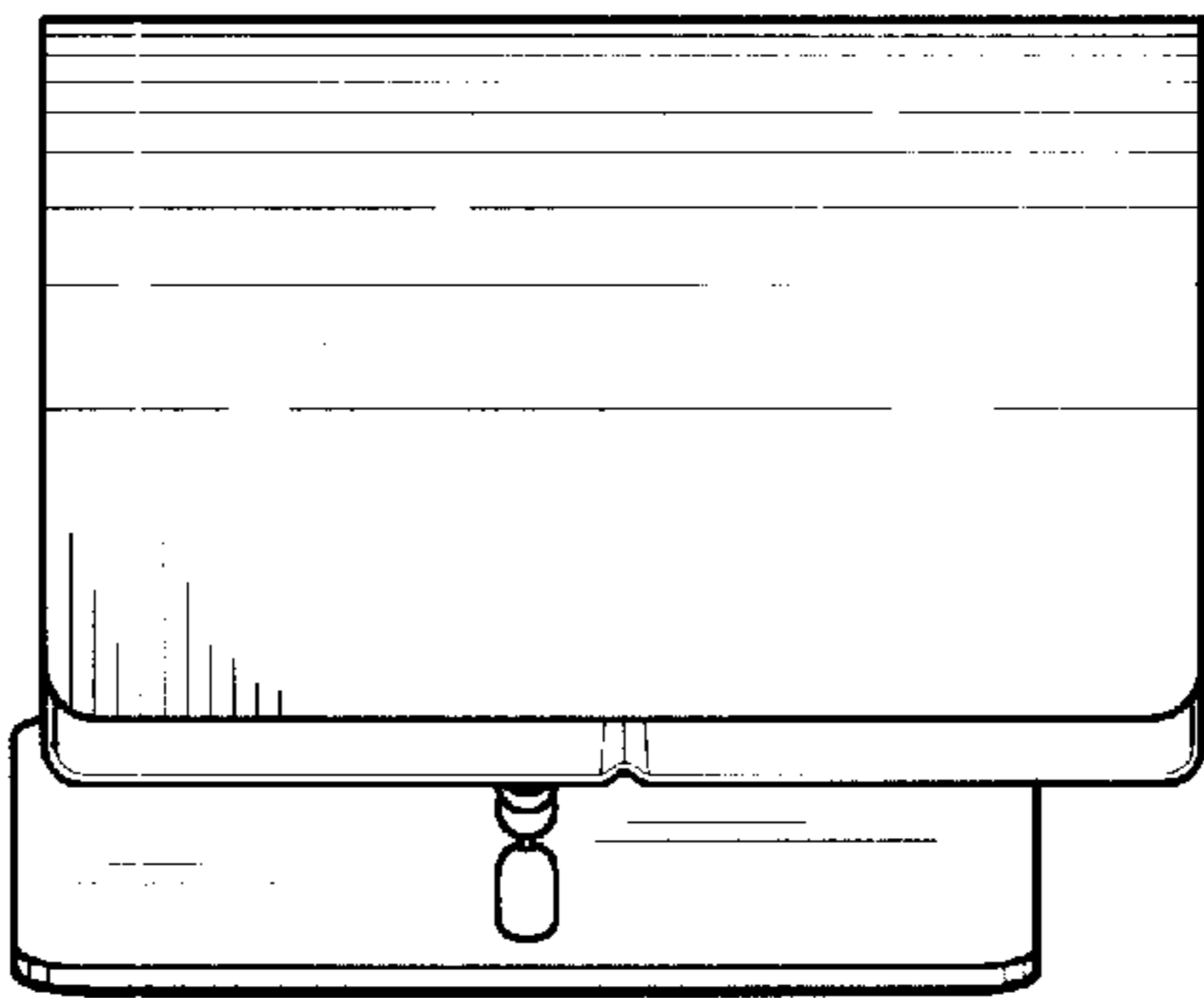


FIG. 4

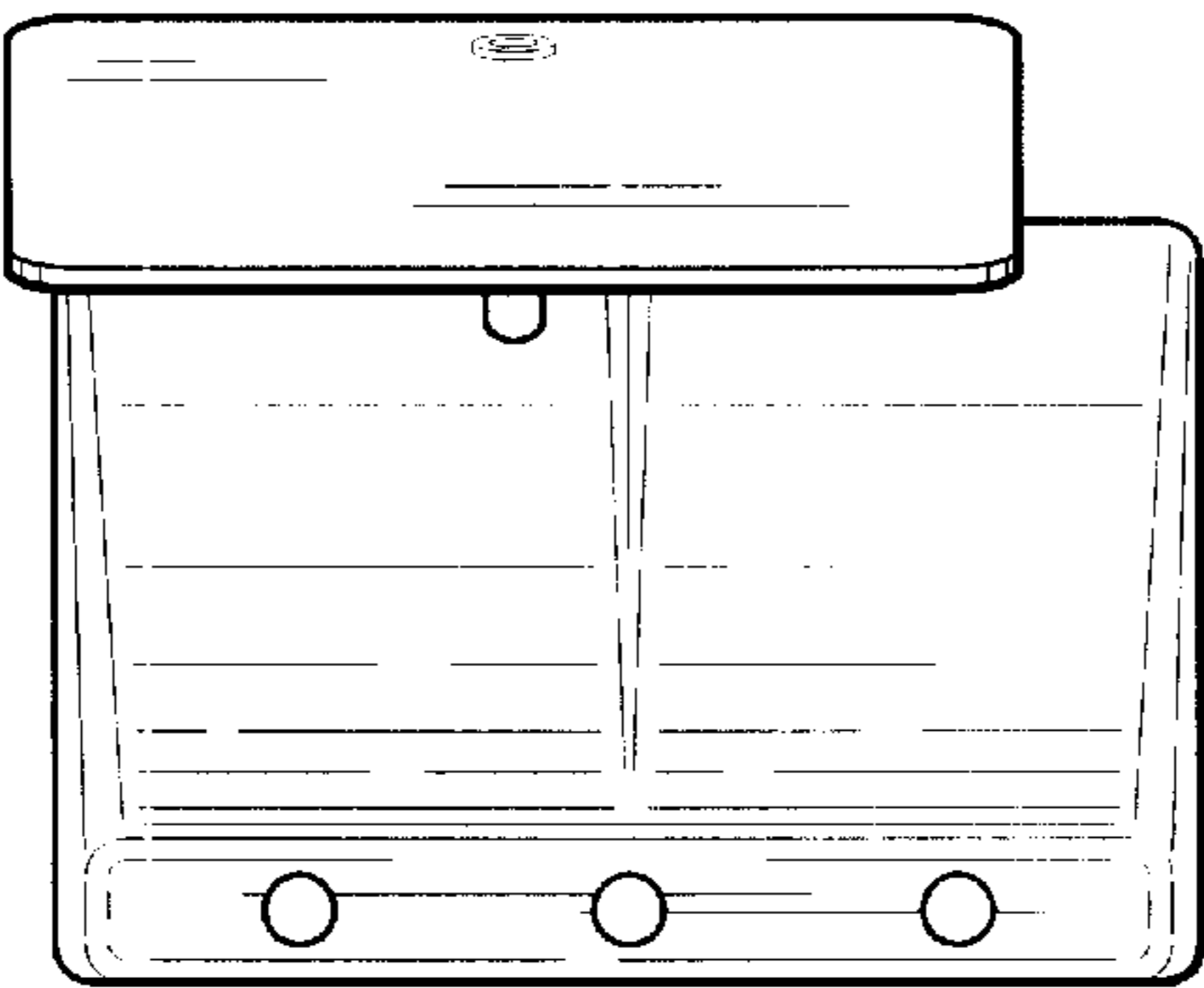


FIG. 5

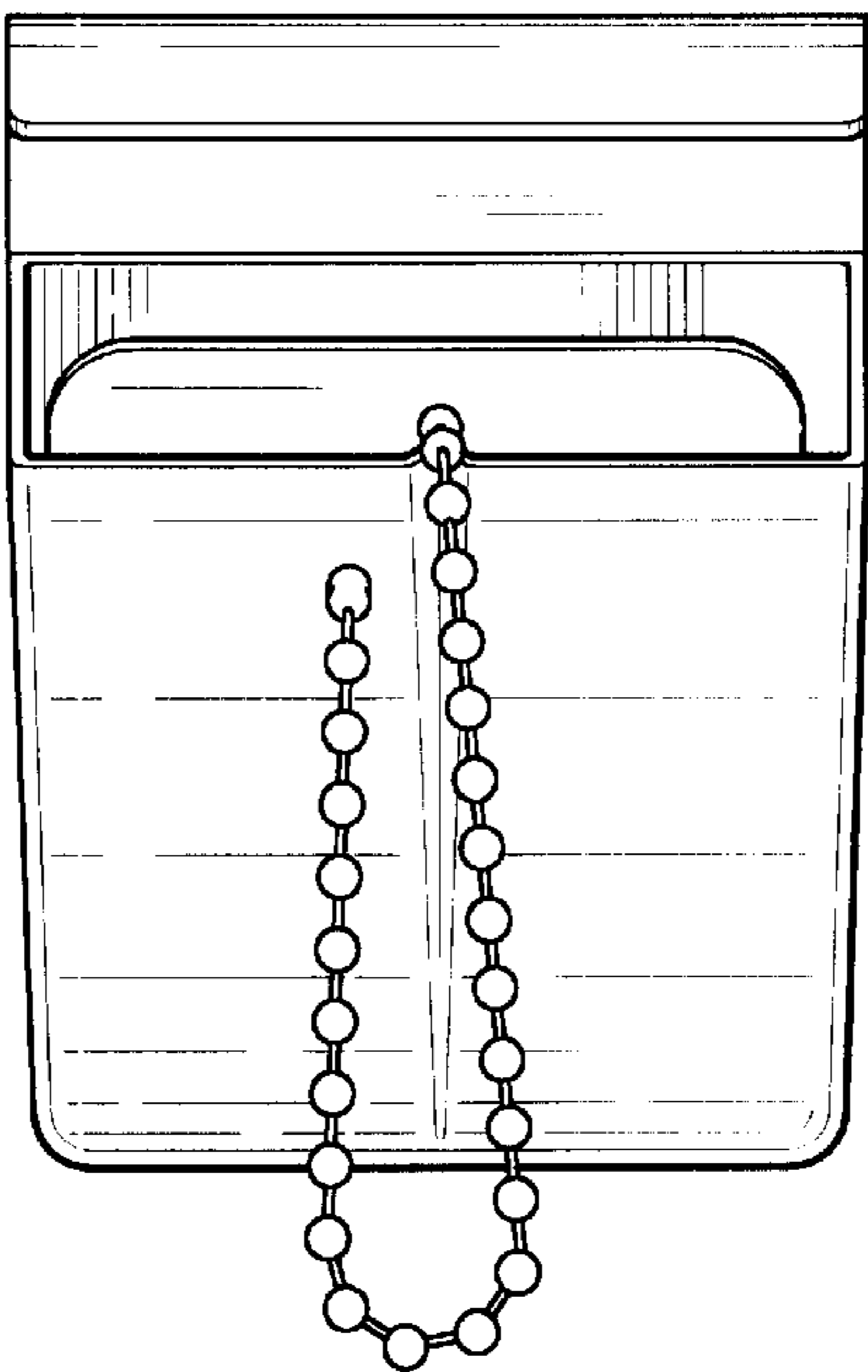


FIG. 6