



US00D457688S

(12) **United States Design Patent**
Cordero

(10) **Patent No.:** **US D457,688 S**

(45) **Date of Patent:** **** May 21, 2002**

(54) **VEHICLE SAFETY BELT WITH HANDLES**

5,081,719 A * 1/1992 Donnelly 2/311

5,184,696 A * 2/1993 Meed et al.

D408,116 S * 4/1999 Gale D2/627

(76) Inventor: **Mike Cordero**, 303 N. Brampton Ave.,
Rialto, CA (US) 92376

(**) Term: **14 Years**

* cited by examiner

Primary Examiner—Lucy Lieberman

(74) *Attorney, Agent, or Firm*—Goldstein Law Offices, P.C.

(21) Appl. No.: **29/141,017**

(22) Filed: **Apr. 27, 2001**

(57) **CLAIM**

(51) **LOC (7) Cl.** **29-02**

The ornamental design for a vehicle safety belt with handles,
as shown and described.

(52) **U.S. Cl.** **D29/100; D2/627; D2/629**

DESCRIPTION

(58) **Field of Search** D29/100, 101.1;
D2/627, 629; D3/221, 215, 224; 2/300,
311, 312, 321; 224/660

FIG. 1 is a perspective view of a vehicle safety belt with handles.

FIG. 2 is a front elevational view thereof.

FIG. 3 is a rear elevational view thereof.

FIG. 4 is a top plan view thereof, the bottom plan view being a mirror image of the top view.

FIG. 5 is a left side elevational view thereof; and,

FIG. 6 is a right side elevational view thereof.

(56) **References Cited**

U.S. PATENT DOCUMENTS

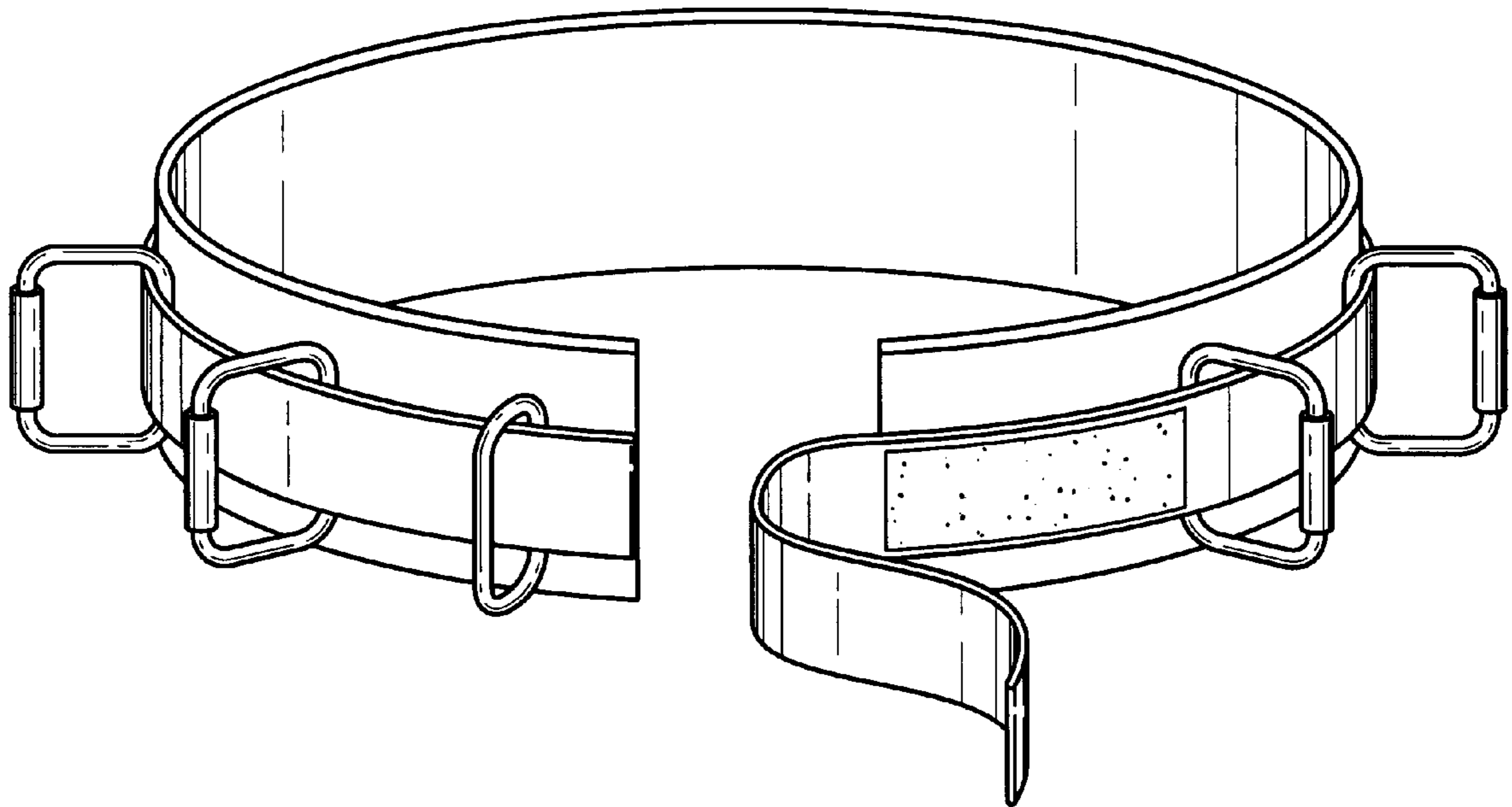
2,661,888 A * 12/1953 Sidlinger D2/627

3,896,499 A * 7/1975 Kelly 2/300

4,411,222 A * 10/1983 Wolfson 2/305

4,413,358 A * 11/1983 Jimenez 2/321

1 Claim, 3 Drawing Sheets



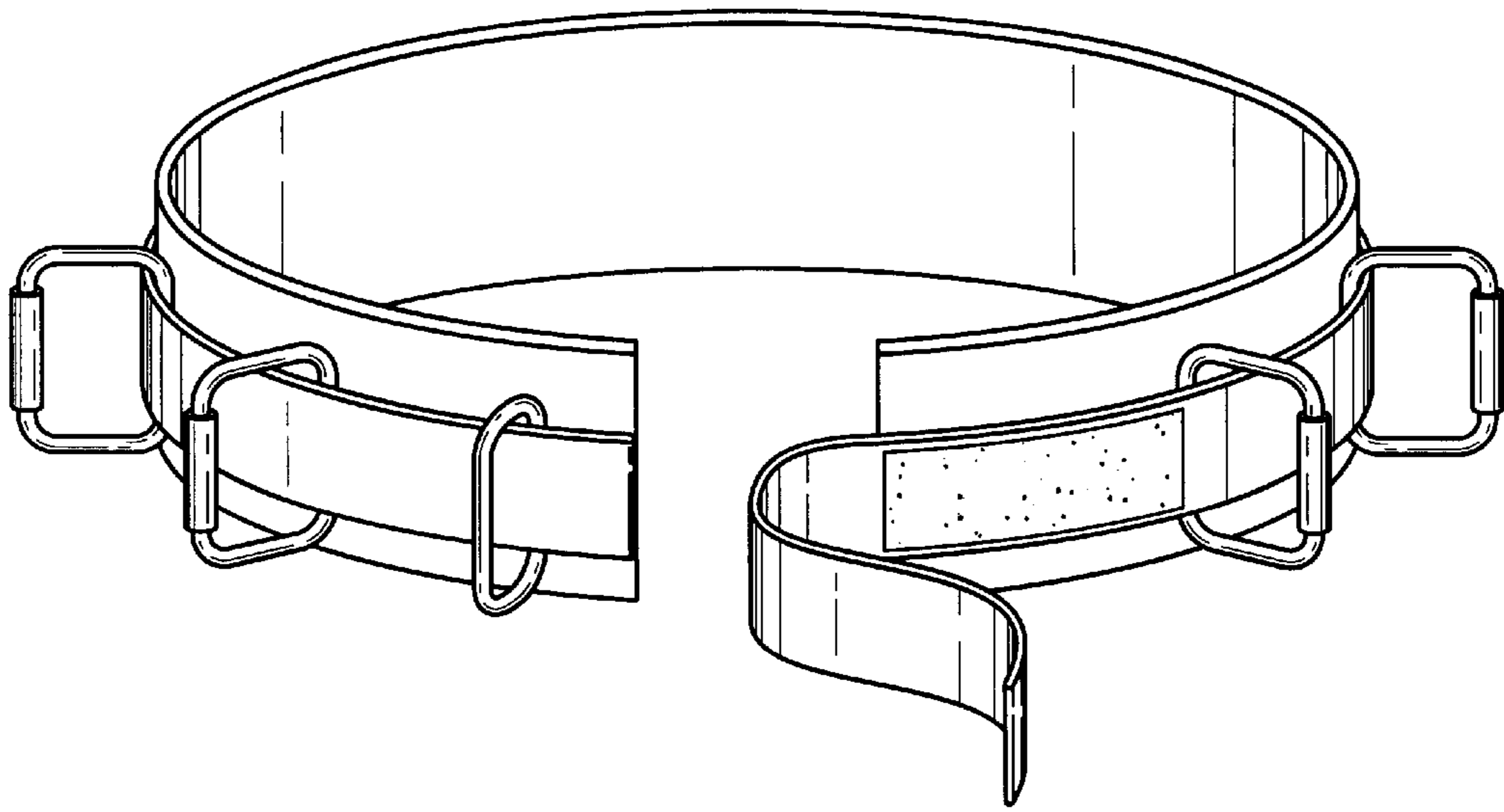


Fig. 1

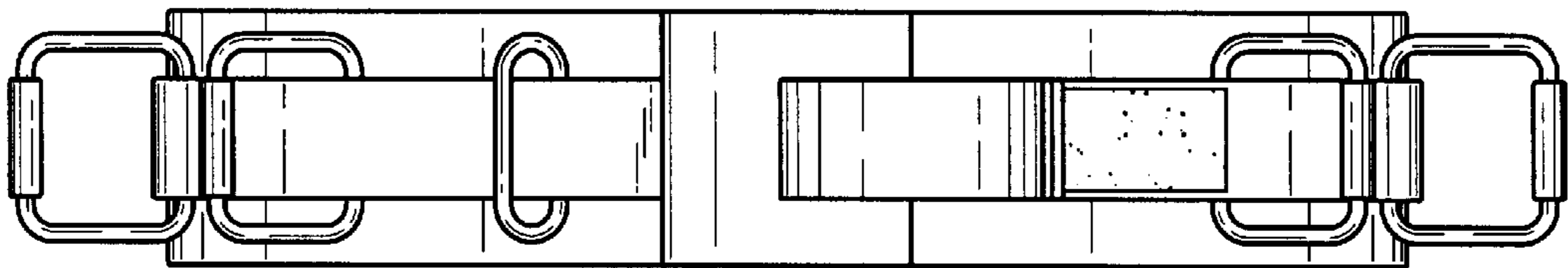


Fig. 2




Fig. 3

Fig. 4

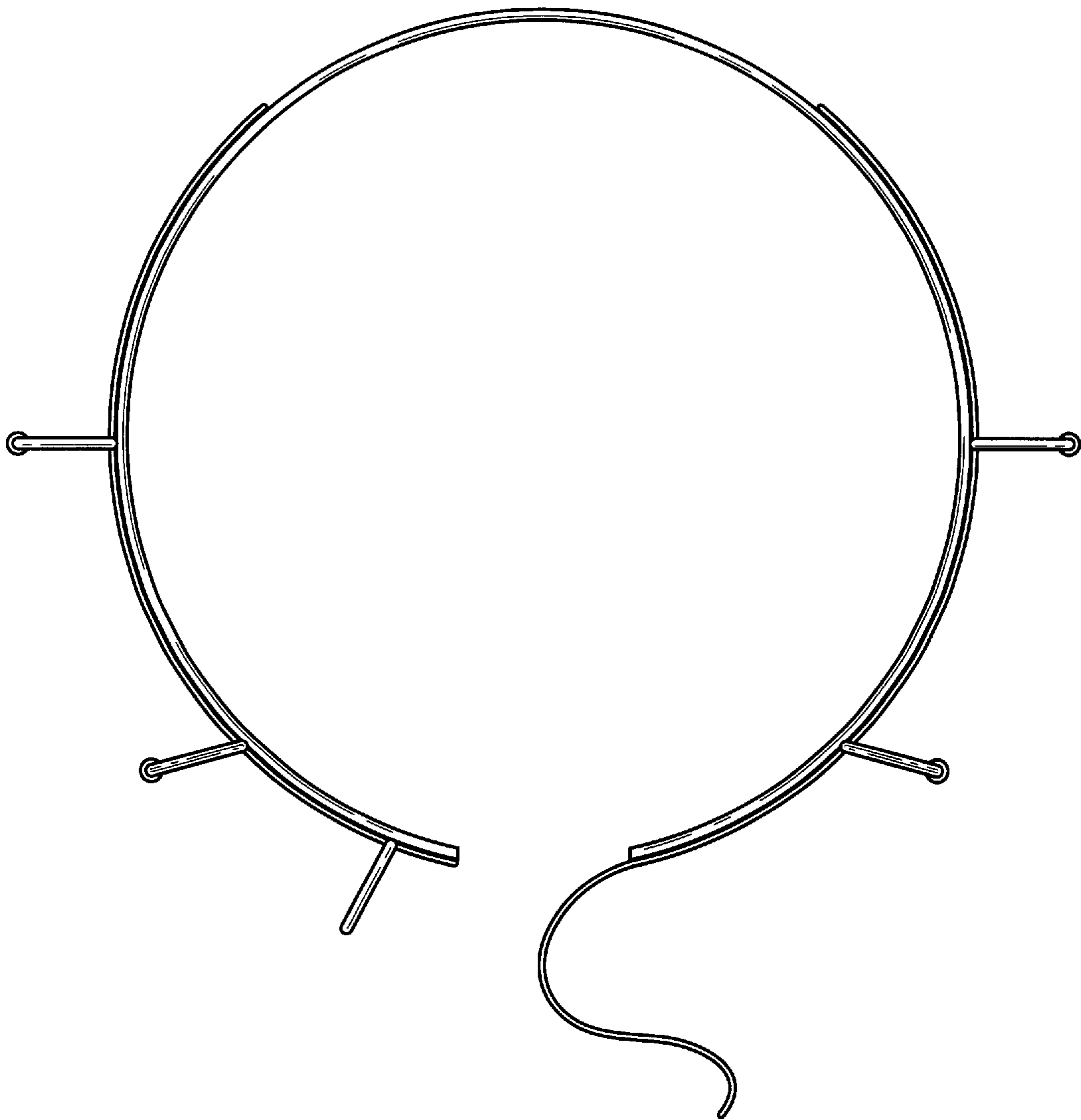


Fig. 5




Fig. 6

