



US00D457686S

(12) **United States Design Patent** (10) **Patent No.:** **US D457,686 S**  
**Shih** (45) **Date of Patent:** **\*\* May 21, 2002**

- (54) **COSMETIC CONTAINER**
- (75) Inventor: **Yu-Ching Shih, Yung Kang (TW)**
- (73) Assignee: **Hawthorn Enterprise Co., Ltd., Tainan Hsien (TW)**
- (\*\*) Term: **14 Years**
- (21) Appl. No.: **29/150,007**
- (22) Filed: **Oct. 30, 2001**
- (51) **LOC (7) Cl.** ..... **28-03**
- (52) **U.S. Cl.** ..... **D28/77; D28/87; D9/318**
- (58) **Field of Search** ..... **D28/7, 76, 77, D28/79, 85, 87-90; D9/307, 310, 318, 338, 503, 505, 435, 436, 439, 440, 441, 451; D3/271; D4/107, 125; D6/404, 497; D7/506, 516, 559, 301, 302, 593, 595, 599, 606, 613, 623, 628, 634, 636, 639, 651, 656, 676, 689; D11/49, 82, 149, 158; D19/42, 80, 82; D21/616; D26/4, 7, 57, 17, 98, 147, 156; D27/116, 149, 165, 178, 182, 188, 192; 132/218, 317, 318, 320; 206/581, 823, 457; 401/122, 121, 126-130**

- (56) **References Cited**
- U.S. PATENT DOCUMENTS**
- 573,994 A \* 12/1896 McChesney ..... 401/129  
D46,691 S \* 11/1914 Pearce ..... D19/56  
D147,536 S \* 9/1947 Daniels ..... D4/125

- 2,509,369 A \* 5/1950 Roberson ..... 401/122  
D199,416 S \* 10/1964 Katz ..... D9/318  
D219,853 S \* 2/1971 Swanner ..... D24/198  
D237,855 S \* 12/1975 Achenbach ..... D7/615  
D365,664 S \* 12/1995 Chen ..... D28/87  
5,595,198 A \* 1/1997 Kemmerer ..... 132/218  
D422,492 S \* 4/2000 Indelicato et al. .... D9/310  
D434,907 S \* 12/2000 Landauer ..... D4/107

\* cited by examiner

*Primary Examiner*—Ted Shooman

*Assistant Examiner*—C Tuttle

(74) *Attorney, Agent, or Firm*—Rosenberg, Klein & Lee

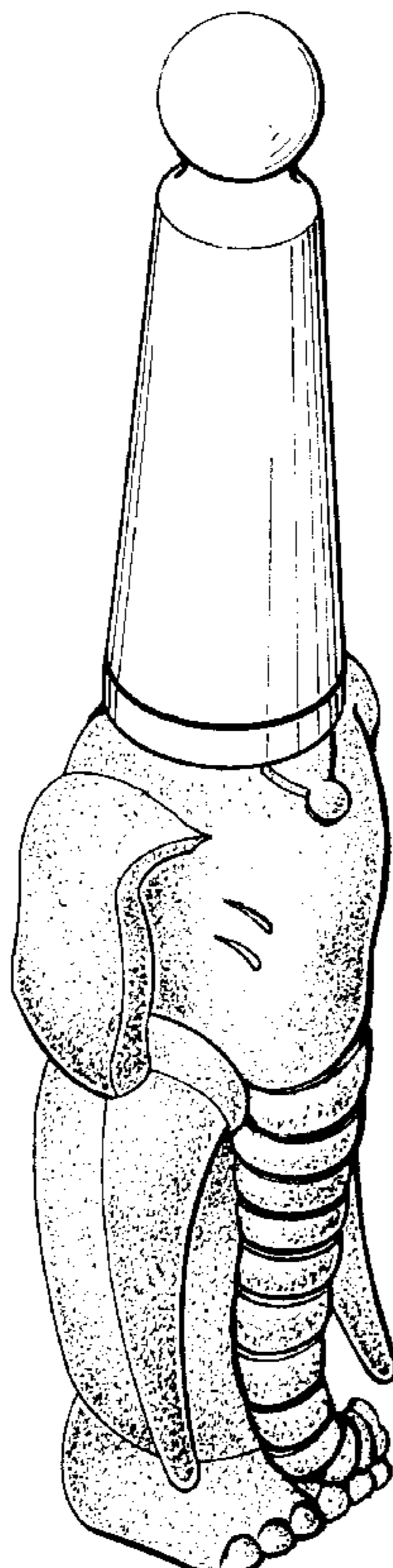
(57) **CLAIM**

The ornamental design for a cosmetic container, as shown and described.

**DESCRIPTION**

FIG. 1 is a perspective view of a cosmetic container showing my new design;  
FIG. 2 is a front elevational view thereof;  
FIG. 3 is a rear elevational view thereof;  
FIG. 4 is a left side elevational view thereof;  
FIG. 5 is a right side elevational view thereof;  
FIG. 6 is a top plan view thereof;  
FIG. 7 is a bottom plan view thereof; and,  
FIG. 8 is a perspective view showing the design in an opened position.

**1 Claim, 3 Drawing Sheets**



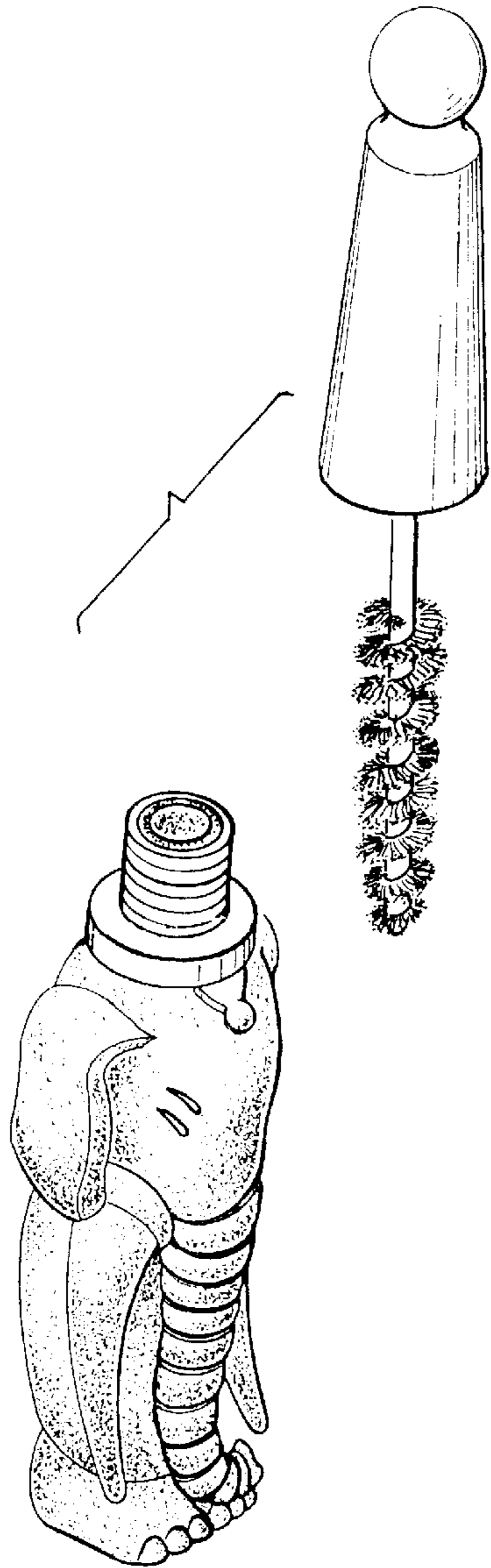


FIG. 8

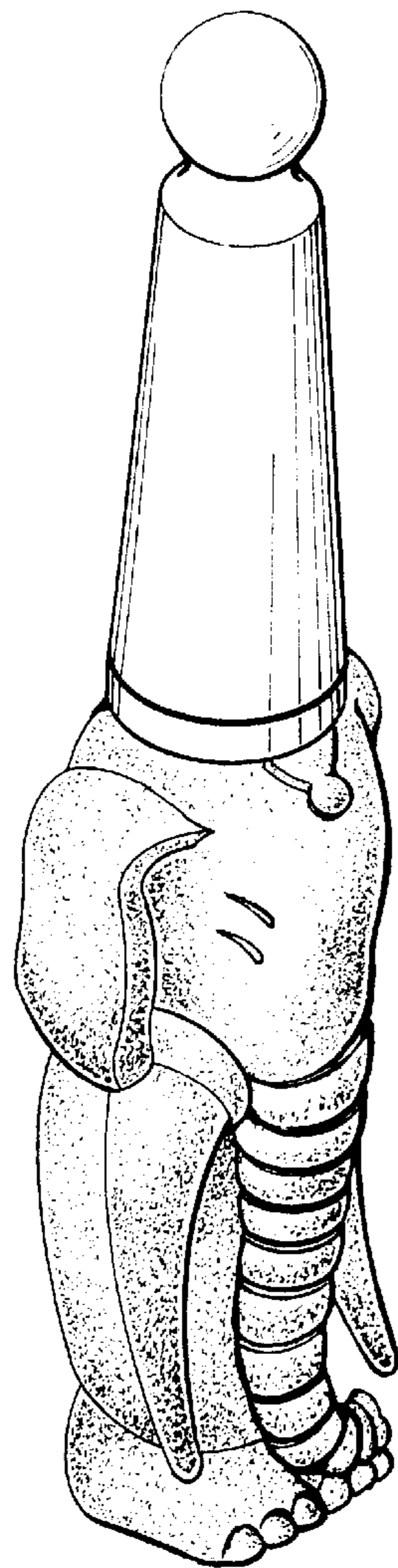


FIG. 1

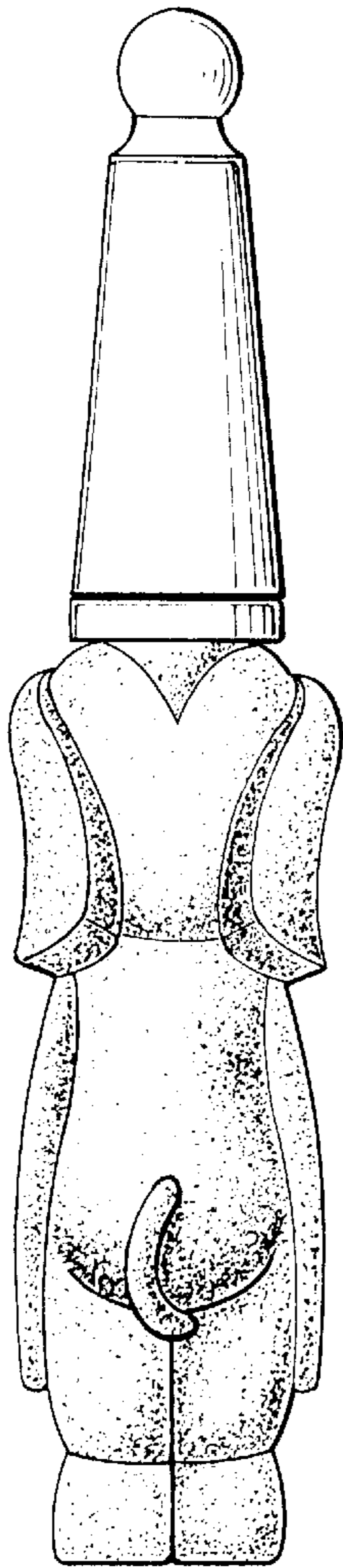


FIG. 3

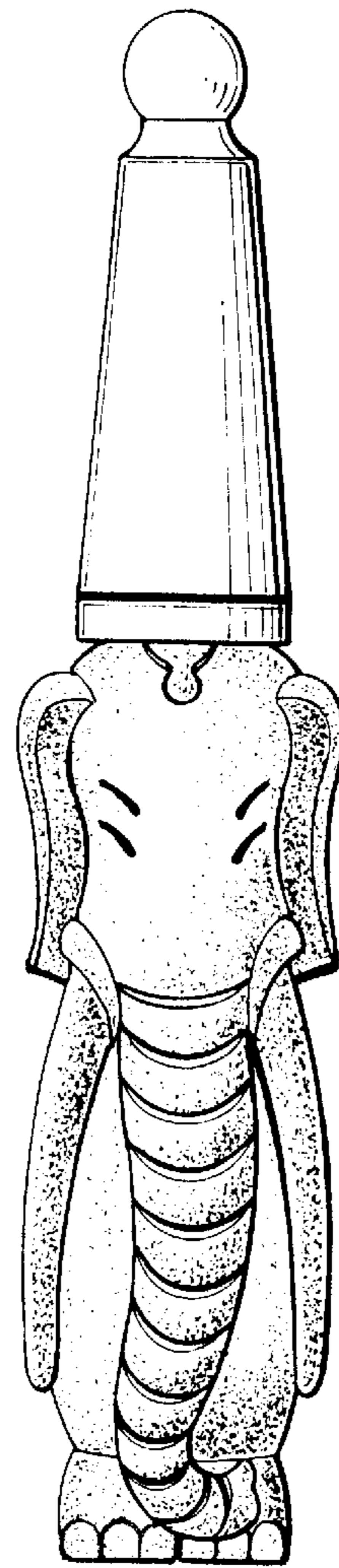


FIG. 2

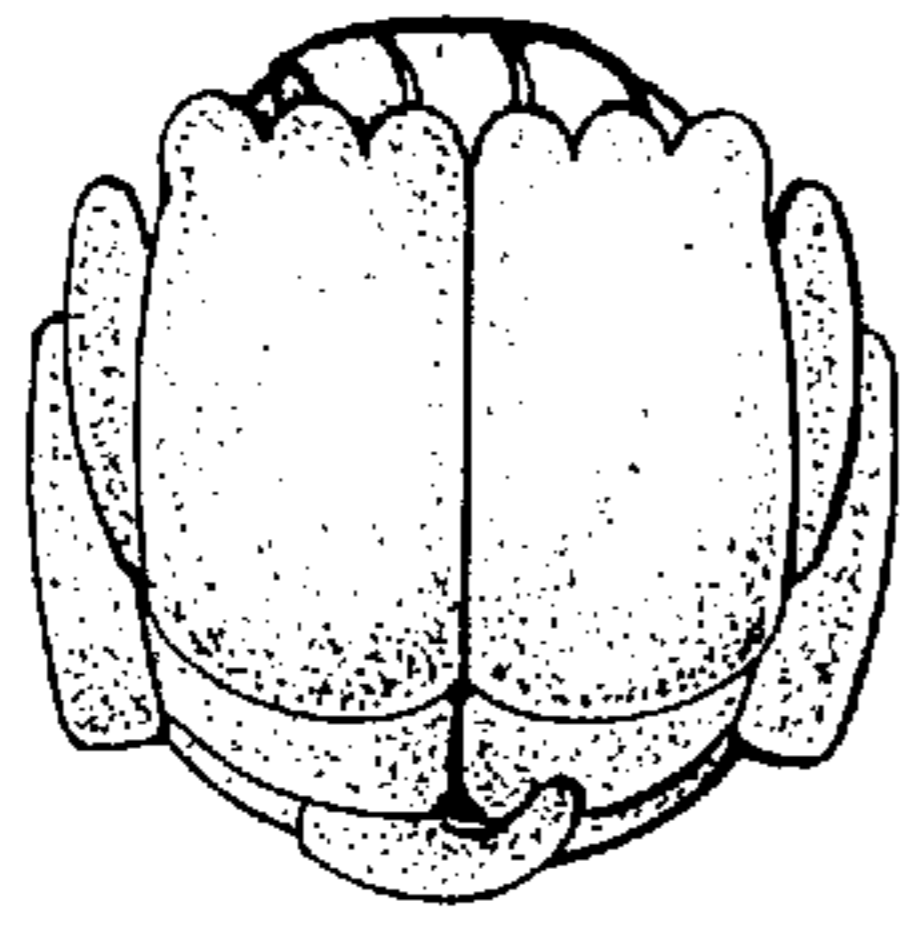


FIG. 7

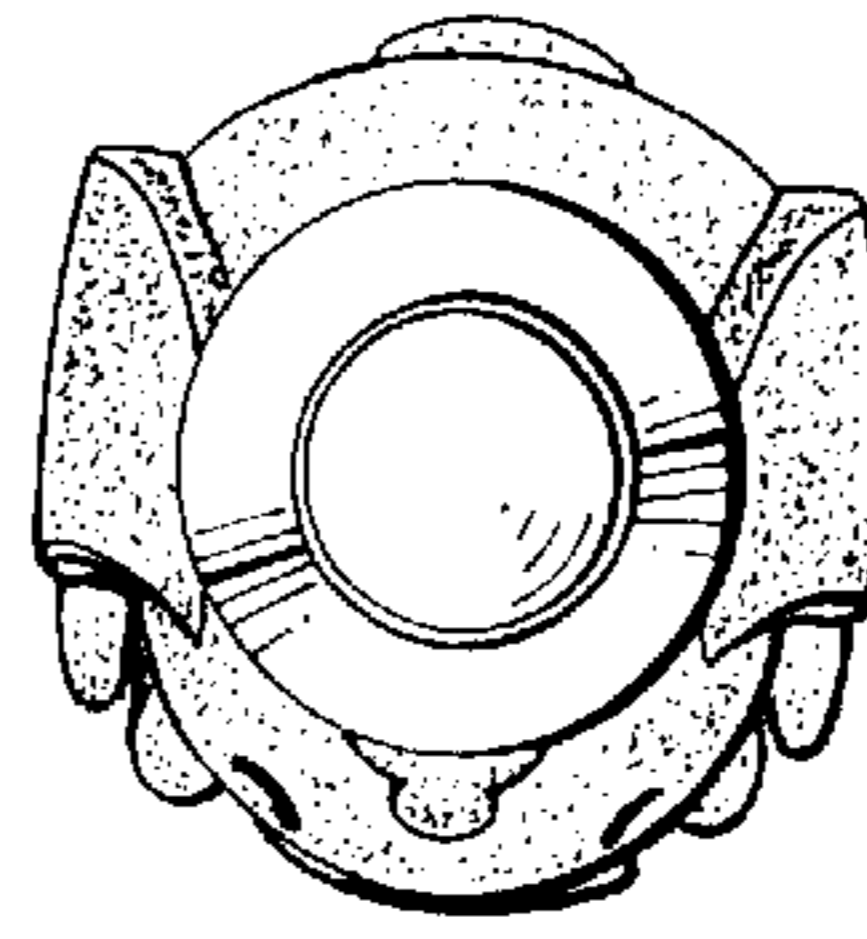


FIG. 6



FIG. 4

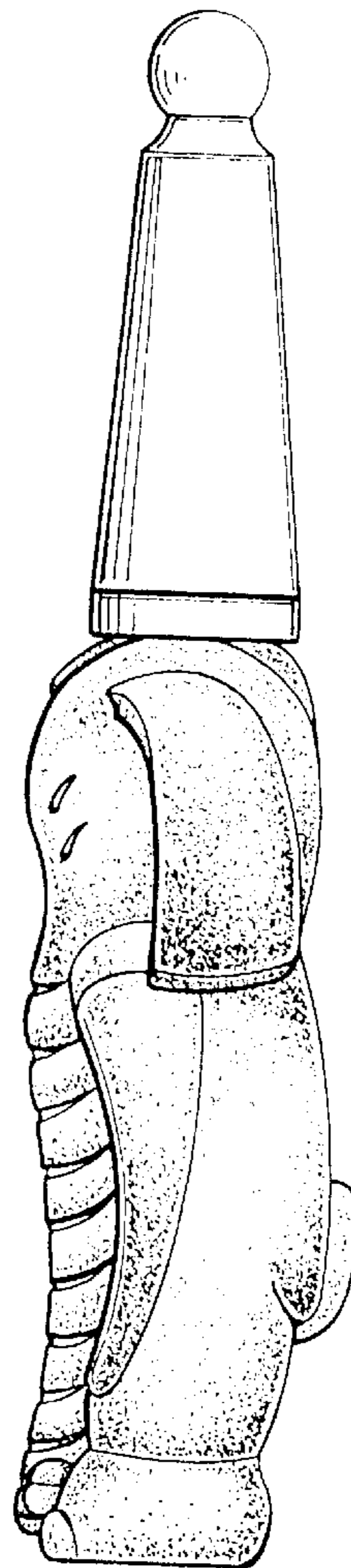


FIG. 5