

US00D457681S

(12) **United States Design Patent**
De'Armond

(10) **Patent No.:** **US D457,681 S**

(45) **Date of Patent:** **** May 21, 2002**

(54) **LAMP HOUSING**

(75) Inventor: **Robert De'Armond**, Temecula, CA
(US)

(73) Assignee: **Minka Lighting, Inc.**, Corona, CA
(US)

(**) Term: **14 Years**

(21) Appl. No.: **29/147,275**

(22) Filed: **Aug. 24, 2001**

(51) **LOC (7) Cl.** **26-03**

(52) **U.S. Cl.** **D26/92**

(58) **Field of Search** D26/72-74, 81-87,
D26/92; 362/147, 432, 363, 367, 368

(56) **References Cited**

U.S. PATENT DOCUMENTS

D72,714 S * 5/1927 Lipschutz D26/81
D428,662 S * 7/2000 Jaspers-Fayer et al. D26/67

OTHER PUBLICATIONS

Taiwan Lighting May 2000, p. 191, hanging lantern in center
of page.*

Designer's Fountain catalog one-eleven (c)2000, p. 152
item No. 2624-NB, top right of page.*

Designer's Fountain catalog one-eleven, (c)2000, p. 139,
item No. 2742-AG, lower right of page.*

U.S. application No. 29/147,276, Robert De'Armond, filed
Aug. 24, 2001.

U.S. application No. 29/147,274, Robert De'Armond, filed
Aug. 24, 2001.

Minka Lighting, Inc.; The Great Outdoors by Minka-Lavery
Two Thousand One; Jun. 18, 2001; pp. 45, 45; Minka
Lighting, Inc.; U.S.A.

* cited by examiner

Primary Examiner—Alan P. Douglas

Assistant Examiner—Clare E. Heflin

(74) *Attorney, Agent, or Firm*—Jenkins & Gilchrist, P.C.

(57) **CLAIM**

The ornamental design for the lamp housing, as shown and
described.

DESCRIPTION

FIG. 1 is a side elevation view of the lamp housing in
accordance with my design, illustrating a possible environ-
ment for the lamp;


FIG. 2 is a front elevation view of the lamp housing in
accordance with my design;

FIG. 3 is a top view of the lamp housing in accordance with
my design; and,

FIG. 4 is a bottom plan view of the lamp housing in
accordance with my design.

The right and left elevation views are symmetrical and the
front and rear elevation views are symmetrical. The broken
lines showing environmental structure are for illustrative
purposes only and form no part of the claimed design.

1 Claim, 2 Drawing Sheets






Fig. 1




Fig.2




Fig.3




Fig.4