



US00D457670S

(12) **United States Design Patent**  
**Allen**

(10) **Patent No.:** **US D457,670 S**

(45) **Date of Patent:** **\*\* May 21, 2002**

(54) **X-LIGHT PERSONAL FLASHLIGHT**

(76) Inventor: **David Allen**, 93890 Pope Rd., Blachly,  
OR (US) 97412

(\*\*) Term: **14 Years**

(21) Appl. No.: **29/147,680**

(22) Filed: **Aug. 31, 2001**

(51) **LOC (7) Cl.** ..... **26-02**

(52) **U.S. Cl.** ..... **D26/37**

(58) **Field of Search** ..... D26/37-50; 362/157,  
362/158, 171, 173, 183-208

(56) **References Cited**

**U.S. PATENT DOCUMENTS**

D375,372 S	*	11/1996	Allen	.....	D26/37
D390,678 S	*	2/1998	Mathes	.....	D26/37
D431,308 S	*	9/2000	Lynch et al.	.....	D26/37
D434,512 S	*	11/2000	Yuen	.....	D26/37
D448,505 S	*	9/2001	Dalton et al.	.....	D26/37

**OTHER PUBLICATIONS**

(Author unknown), "Sapphire The Wearable Light" pack-  
aging and design, (publication date unknown), prior to Aug.  
31, 2001.

(Author unknown) "Lithium MicroLight" packaging and  
design, (publication date unknown), prior to Aug. 31, 2001..

(Author unknown) "PrincetonTec® Pulsar" packaging and  
design, (publication date unknown), prior to Aug. 31, 2001.

\* cited by examiner

*Primary Examiner*—Marcus A. Jackson

(74) *Attorney, Agent, or Firm*—Richardson & Folise

(57) **CLAIM**

The ornamental design for an X-light personal flashlight, as  
shown and described.

**DESCRIPTION**

FIG. 1 is an isometric, environmental view of an X-light  
personal flashlight showing my new design.

FIG. 2 is a front elevational view of the design.

FIG. 3 is a right side elevational view of the design, the left  
side elevational view being a mirror image thereof.

FIG. 4 is a rear elevational view of the design; and,

FIG. 5 is a top plan view of the design, the bottom plan view  
being a mirror image thereof.

**1 Claim, 2 Drawing Sheets**

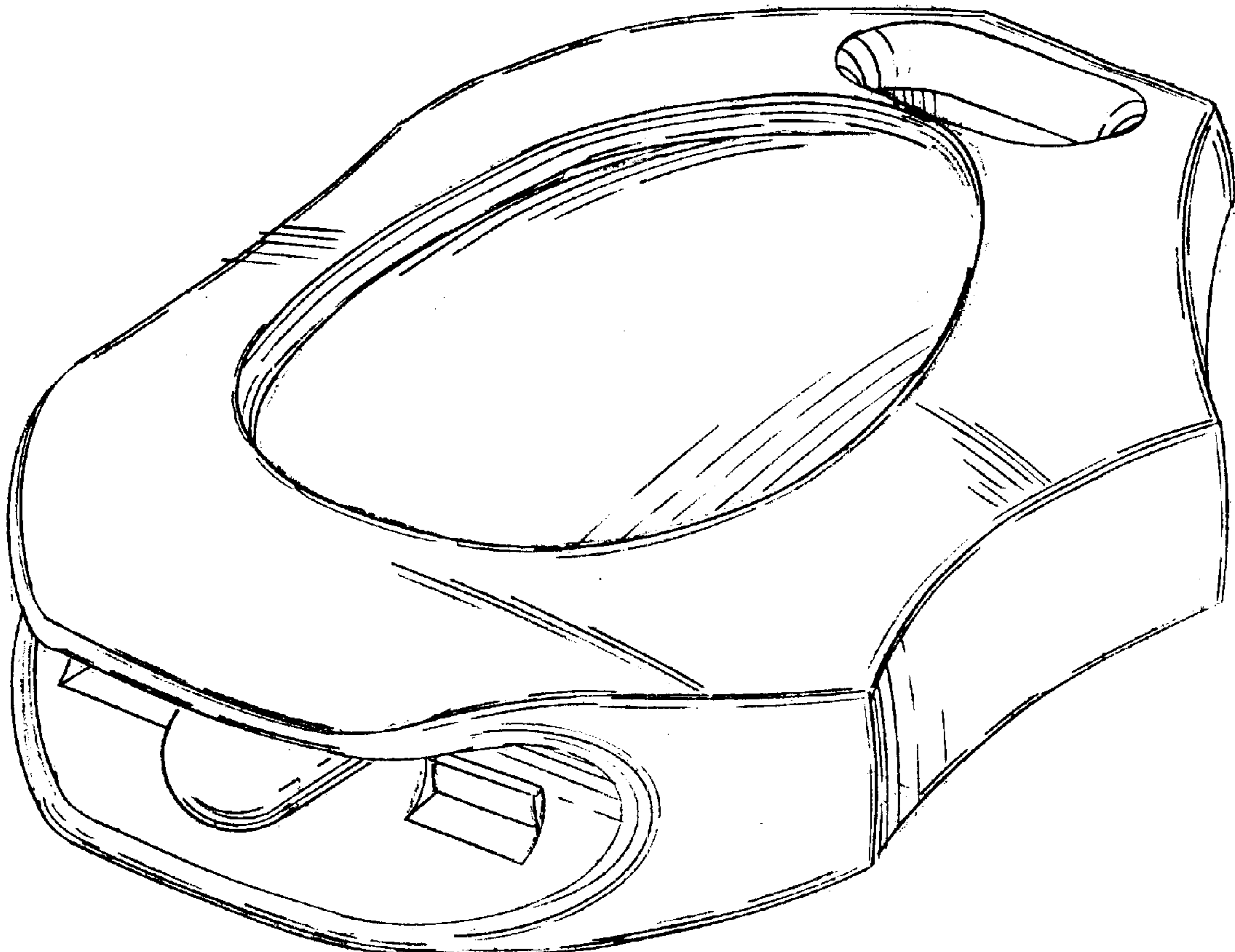


FIG. 1

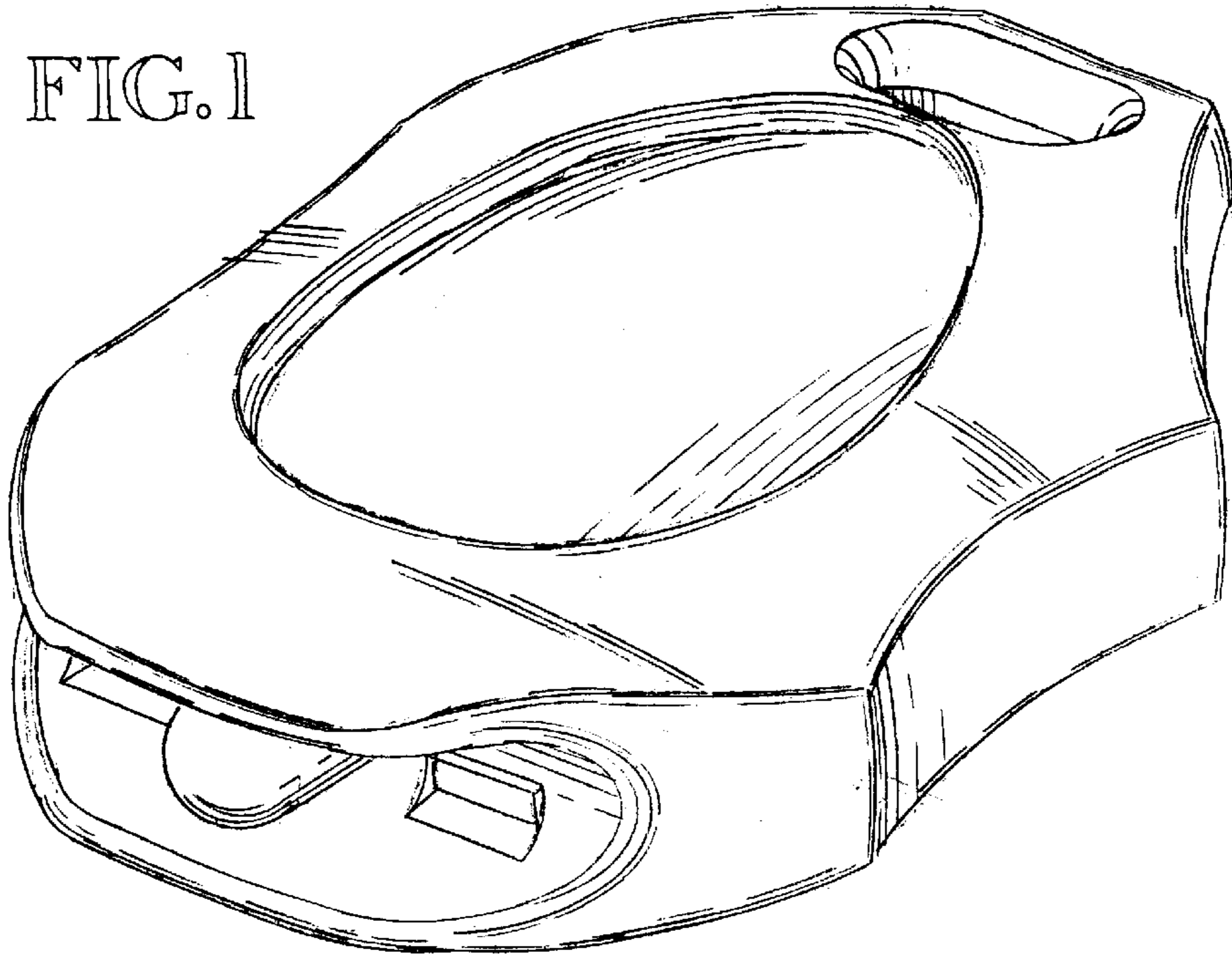


FIG. 2

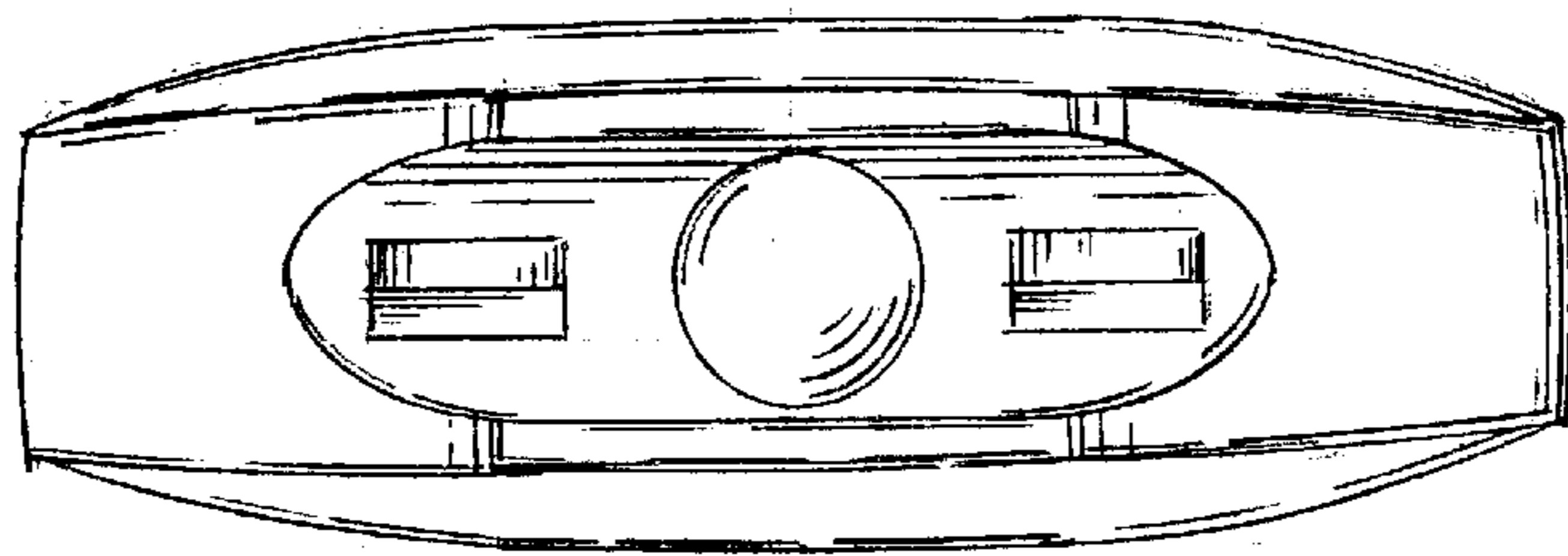


FIG. 3

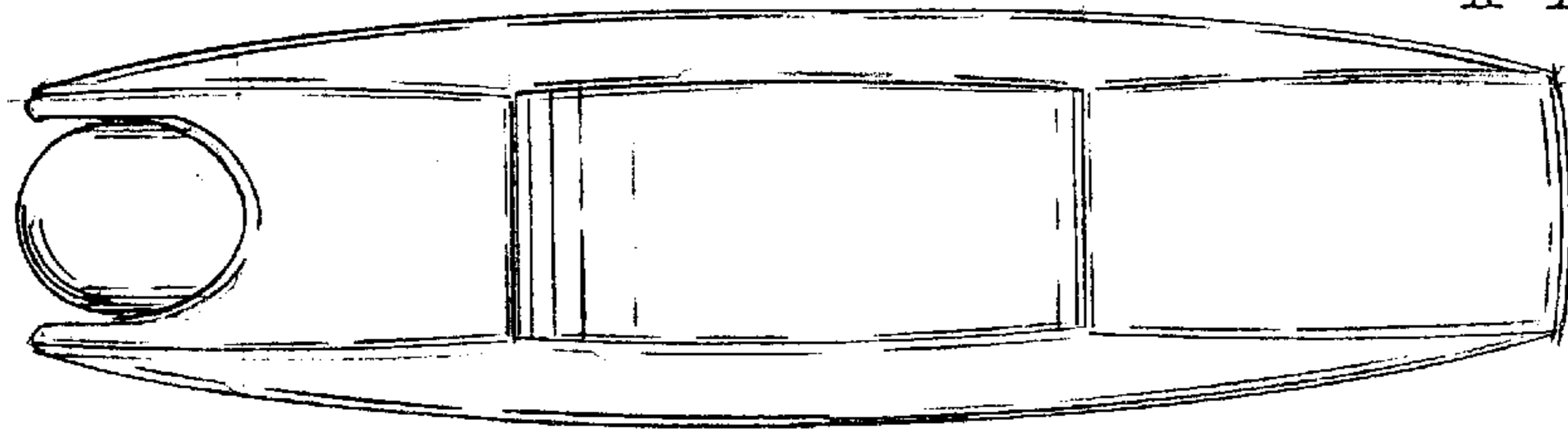


FIG. 4


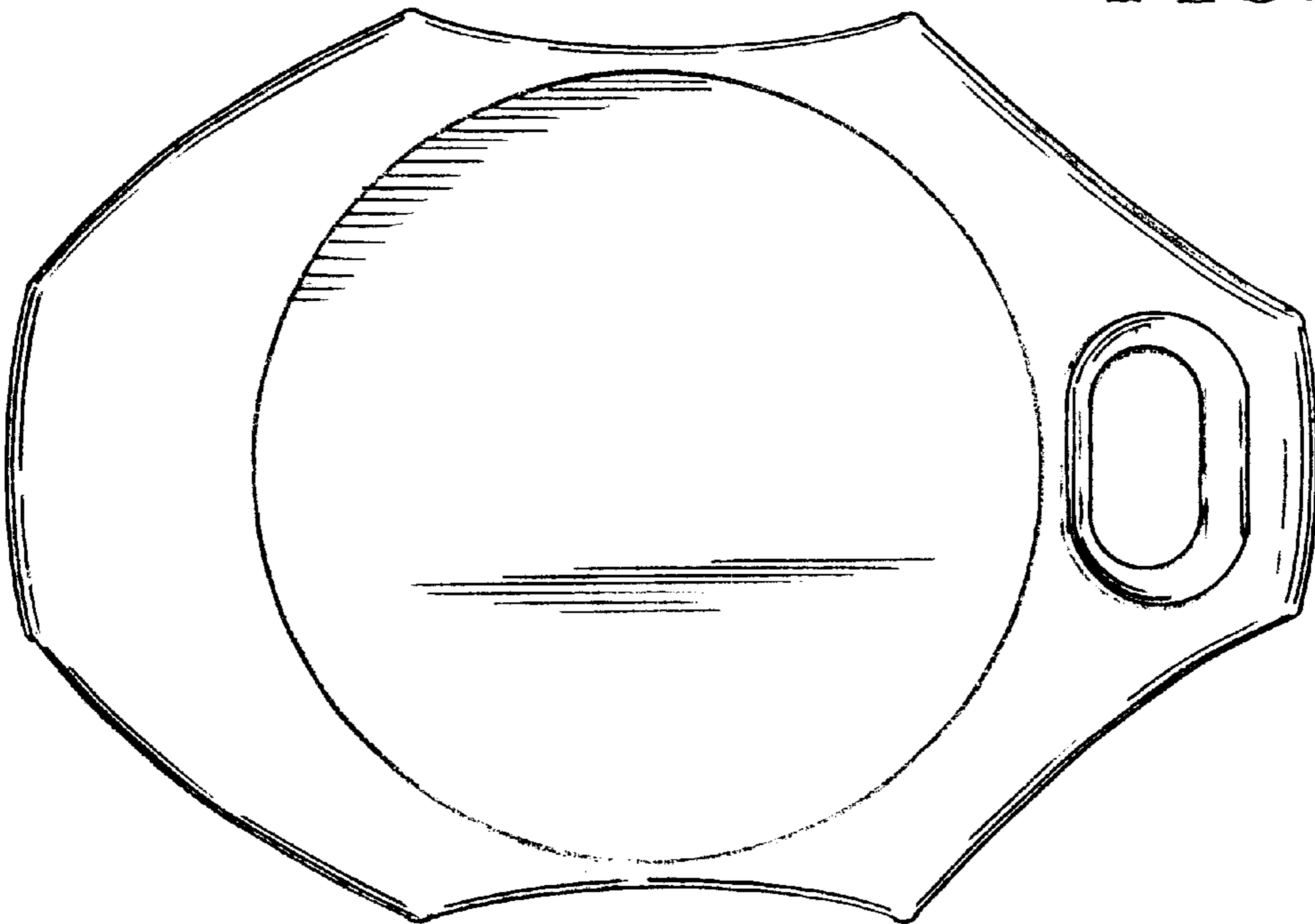


FIG. 5



UNITED STATES PATENT AND TRADEMARK OFFICE  
**CERTIFICATE OF CORRECTION**

PATENT NO. : Des. 457,670 S  
DATED : May 21, 2002  
INVENTOR(S) : David Allen

Page 1 of 1

It is certified that error appears in the above-identified patent and that said Letters Patent is hereby corrected as shown below:

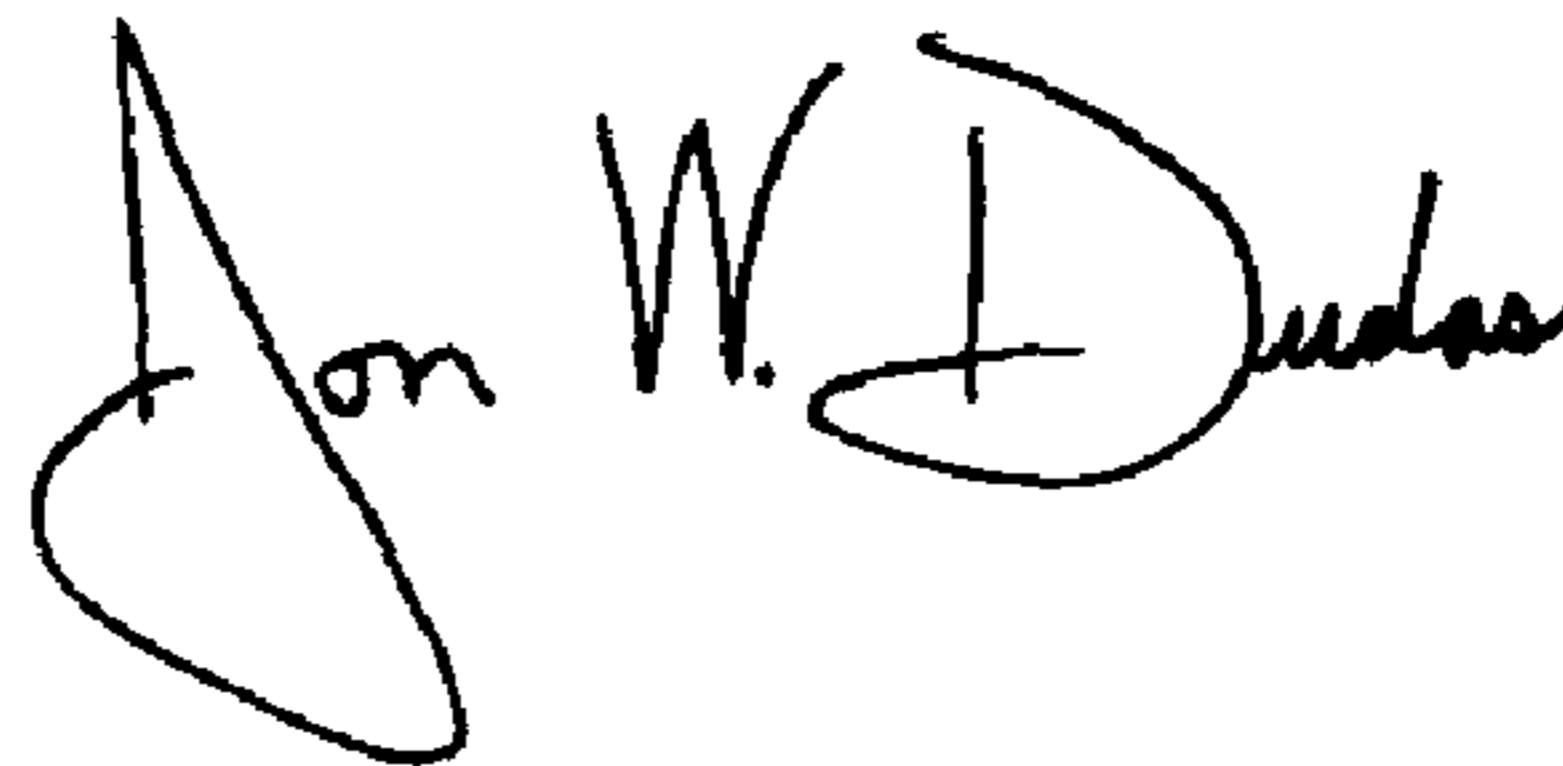
Title page,

Item [57], **DESCRIPTION,**

Figure 5, delete the word "top" and substitute therefor -- bottom --, and delete the phrase, "the bottom plan view being a mirror image thereof".

Signed and Sealed this

Fifteenth Day of November, 2005

A handwritten signature in black ink that reads "Jon W. Dudas". The signature is written in a cursive style with a large, looped initial "J" and a stylized "D".

JON W. DUDAS

*Director of the United States Patent and Trademark Office*