



US00D457661S

(12) **United States Design Patent**
Goodall

(10) **Patent No.:** **US D457,661 S**

(45) **Date of Patent:** **** May 21, 2002**

(54) **POST SKIRT**

D356,709 S 3/1995 Scott
D358,734 S 5/1995 Paskwietz et al.
6,032,808 A 3/2000 Henson

(76) Inventor: **Catherine A. Goodall**, 3699 Dewey Rd., Shortsville, NY (US) 14548

* cited by examiner

(**) Term: **14 Years**

Primary Examiner—Doris Clark

(21) Appl. No.: **29/145,816**

(74) *Attorney, Agent, or Firm*—Donald R. Schoonover

(22) Filed: **Jul. 31, 2001**

(57) **CLAIM**

(51) **LOC (7) Cl.** **25-01**

I claim the ornamental design for a post skirt, as shown and described.

(52) **U.S. Cl.** **D25/133**

(58) **Field of Search** D25/133; 40/607, 40/606; 52/297, 301

DESCRIPTION

(56) **References Cited**

U.S. PATENT DOCUMENTS

- 4,048,776 A * 9/1977 Sato 52/297
- 4,757,641 A 7/1988 Penrod
- D313,105 S 12/1990 Klahre
- 5,249,893 A 10/1993 Romanek et al.
- D348,738 S * 7/1994 Jasinsky D25/133

FIG. 1 is a perspective view of the post skirt embodying the design of the present invention.

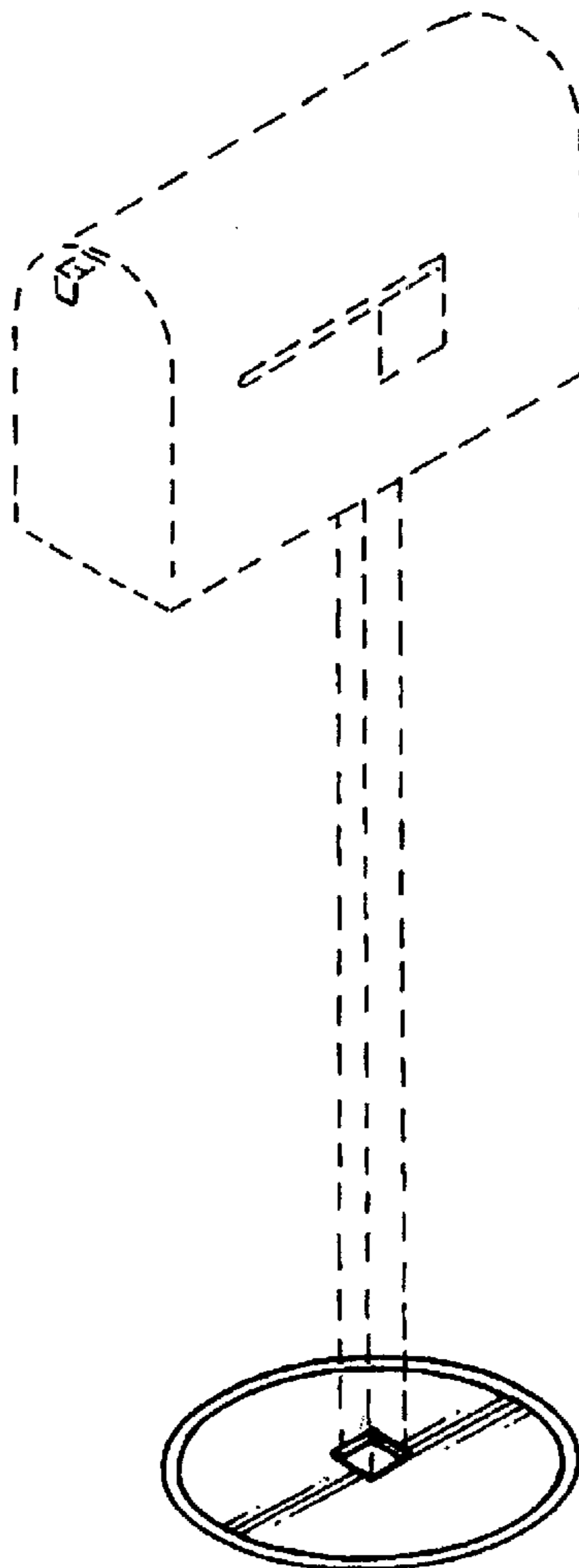
FIG. 2 is a top plan view thereof;

FIG. 3 is a side elevational view thereof; and,

FIG. 4 is a perspective view, showing the post skirt in use.

The broken line showing of environment is for illustrative purposes only and forms no part of the claimed design.

1 Claim, 3 Drawing Sheets



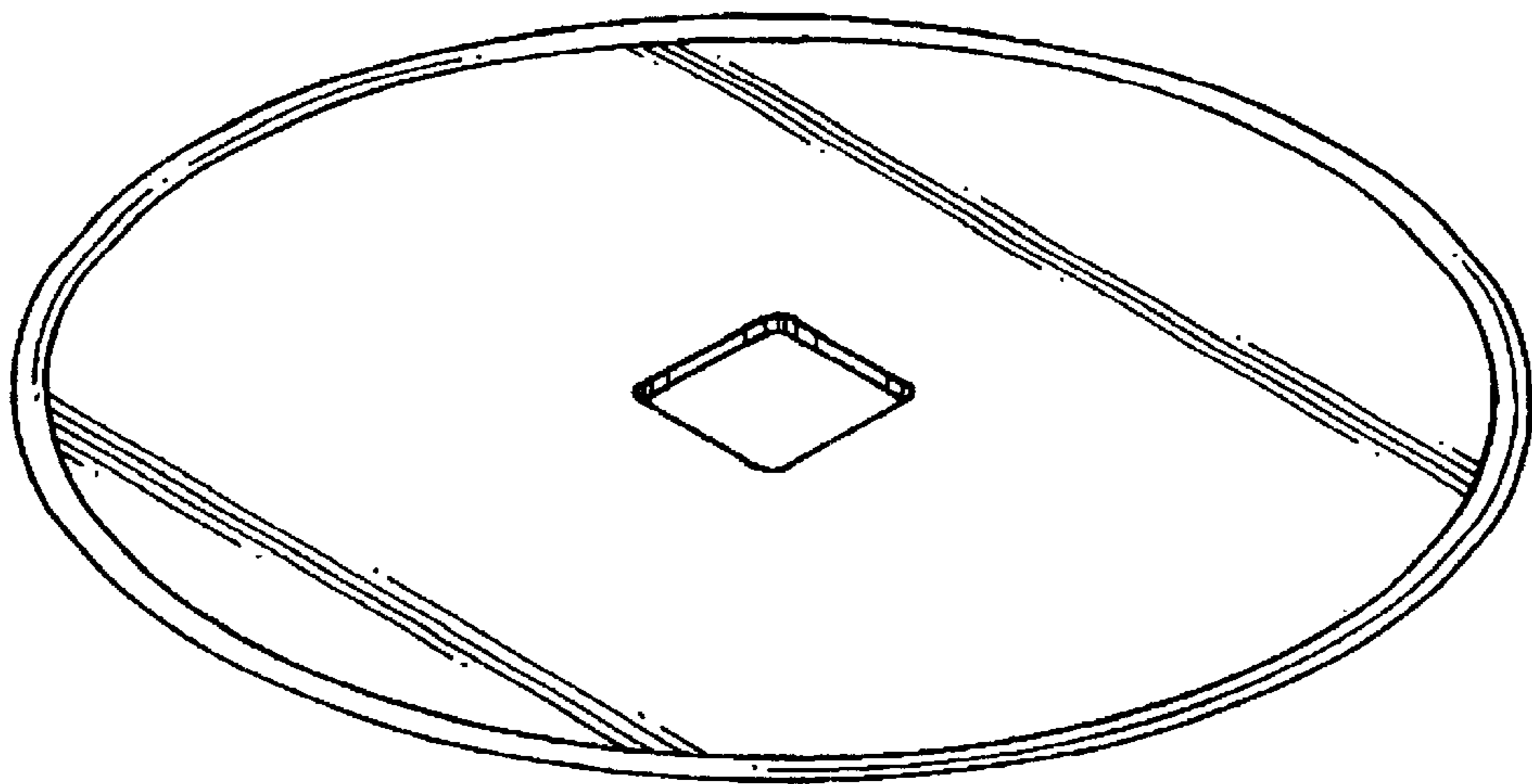


FIG.1.

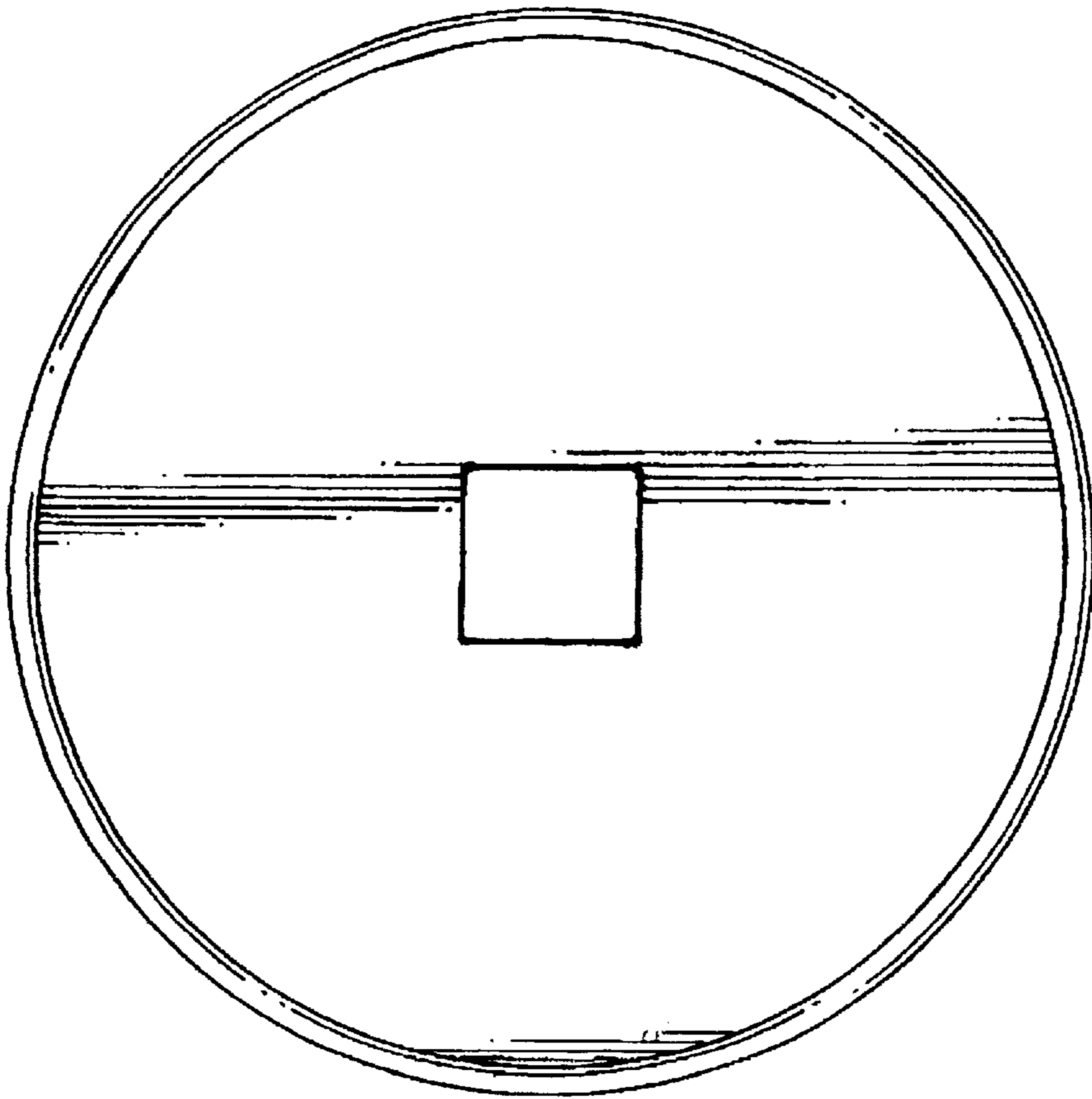


FIG. 2.

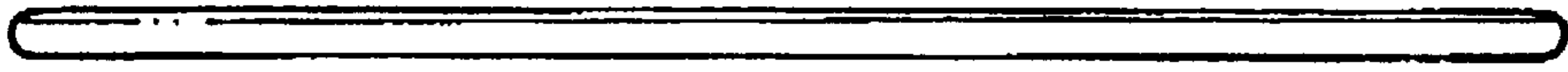


FIG. 3.

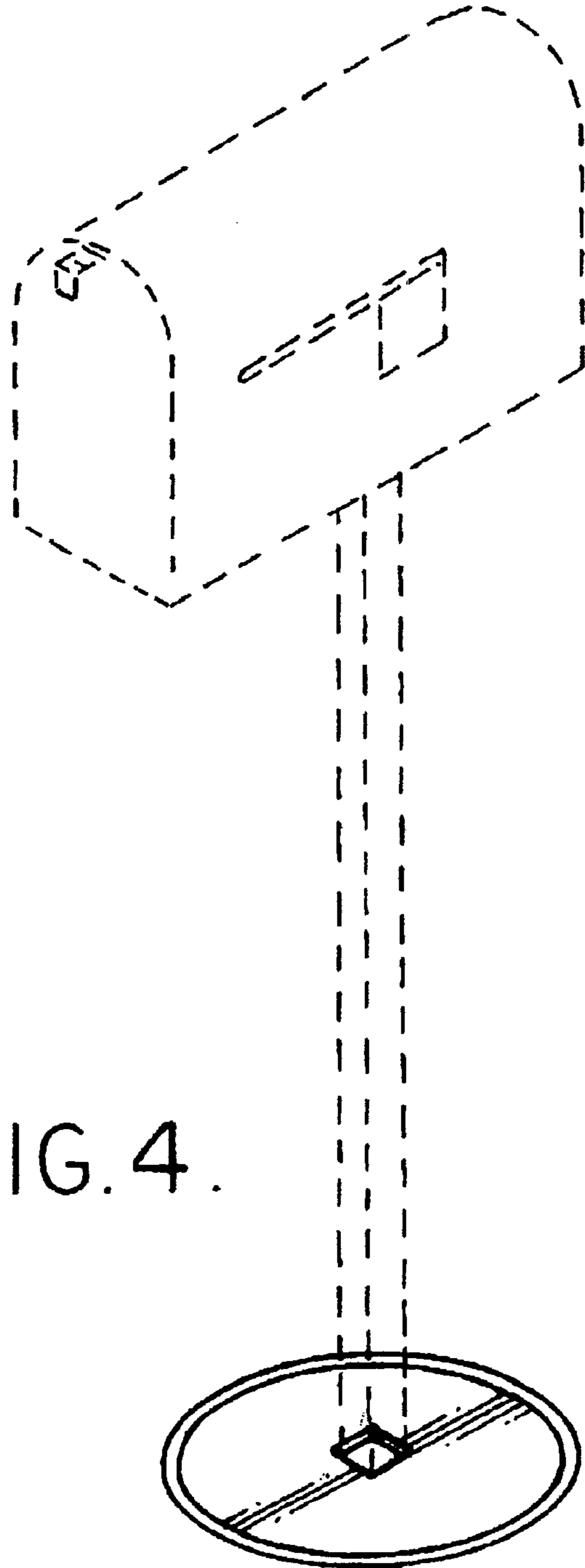


FIG. 4.