



US00D457653S

(12) **United States Design Patent**
Conde

(10) **Patent No.:** **US D457,653 S**

(45) **Date of Patent:** **** May 21, 2002**

- (54) **LANDSCAPE EDGING**
- (75) **Inventor:** **Clemente Conde**, Waco, TX (US)
- (73) **Assignee:** **Easy Gardener, Inc.**, Waco, TX (US)
- (**) **Term:** **14 Years**
- (21) **Appl. No.:** **29/146,121**
- (22) **Filed:** **Aug. 3, 2001**
- (51) **LOC (7) Cl.** **08-99**
- (52) **U.S. Cl.** **D25/100; D25/164**
- (58) **Field of Search** **D25/100, 101, D25/164; 52/102; 47/47, 33; 256/19**

- 4,858,379 A 8/1989 West
- 4,939,865 A 7/1990 Whitcomb et al.
- 4,955,156 A 9/1990 Williams
- 4,965,097 A 10/1990 Bach
- 5,020,272 A 6/1991 Herrema et al.
- 5,117,583 A 6/1992 Reum
- 5,121,569 A 6/1992 Thomas
- 5,201,154 A 4/1993 Thomas
- 5,456,045 A 10/1995 Bradley et al.
- D396,304 S * 7/1998 Hollinger D25/100
- 5,775,027 A 7/1998 Tisbo et al.
- D407,507 S 3/1999 Owens, II et al.
- 5,921,021 A 7/1999 Coates
- D416,096 S 11/1999 Tisbo et al.
- D416,339 S 11/1999 Shaw
- D418,233 S 12/1999 Prassas et al.
- D426,322 S 6/2000 Anderson et al.
- 6,085,458 A 7/2000 Gau
- 6,138,406 A 10/2000 Clark, Jr.
- D444,579 S 7/2001 Emalfarb

(56) **References Cited**
U.S. PATENT DOCUMENTS

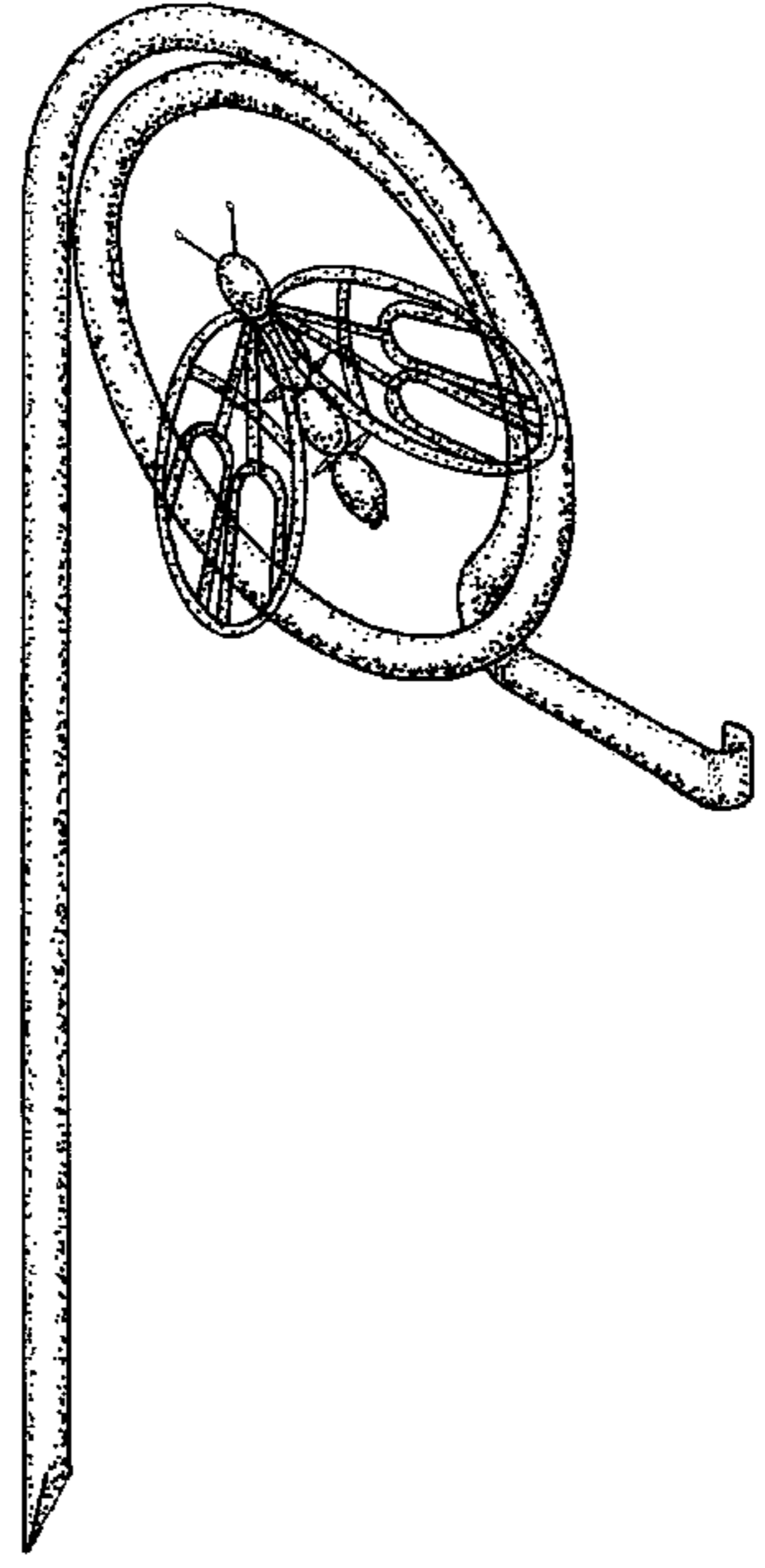
- 3,378,949 A 4/1968 Dorris
- 3,387,786 A 6/1968 Rynberk
- 3,484,989 A 12/1969 Lazinsky
- 3,485,449 A 12/1969 Wilson
- 3,487,600 A 1/1970 Greene
- 3,525,663 A 8/1970 Hale
- 3,545,127 A 12/1970 Jensen
- 3,701,477 A 10/1972 Matt et al.
- 3,706,627 A 12/1972 Arne
- 3,788,001 A 1/1974 Balfanz, Jr.
- 3,841,022 A 10/1974 Thodos
- 3,911,187 A 10/1975 Raley
- 4,074,479 A 2/1978 Krupka
- 4,146,666 A 3/1979 Houtlosser
- 4,190,279 A 2/1980 Sguazzin
- 4,281,473 A 8/1981 Emalfarb et al.
- 4,321,769 A 3/1982 Tisbo et al.
- 4,333,979 A 6/1982 Sciaraffa et al.
- 4,397,902 A 8/1983 Resch
- 4,644,685 A 2/1987 Tisbo et al.
- 4,761,923 A 8/1988 Reum et al.

* cited by examiner
Primary Examiner—Doris Clark
(74) *Attorney, Agent, or Firm*—O’Keefe, Egan & Peterman, LLP

(57) **CLAIM**
The ornamental design for landscape edging, as shown and described.

DESCRIPTION
FIG. 1 is a perspective view of a landscape edging showing the new design.
FIG. 2 is a bottom view thereof.
FIG. 3 is a top view thereof.
FIG. 4 is a front view thereof.
FIG. 5 is a side view thereof; and,
FIG. 6 is a back view thereof.

1 Claim, 2 Drawing Sheets



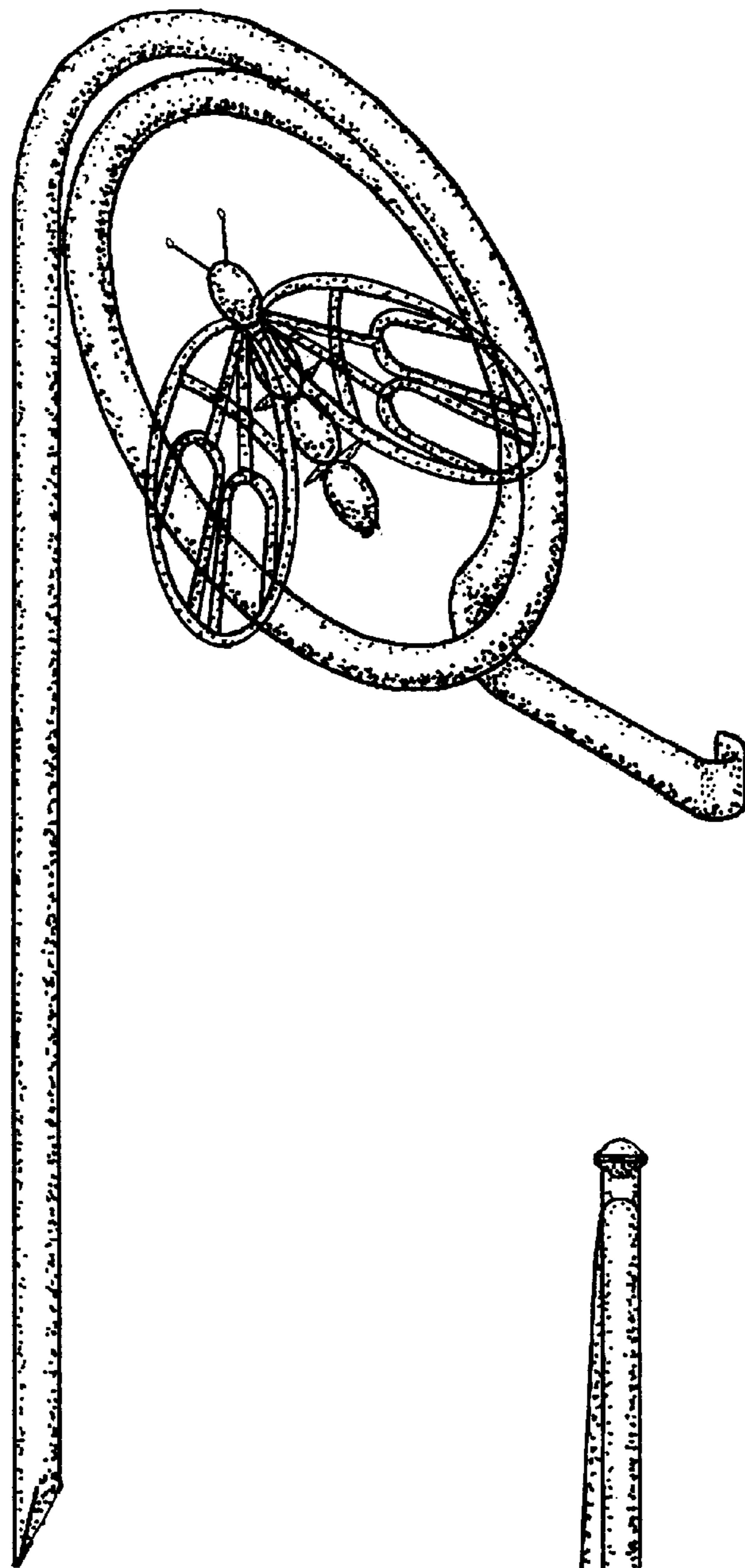


FIG. 1

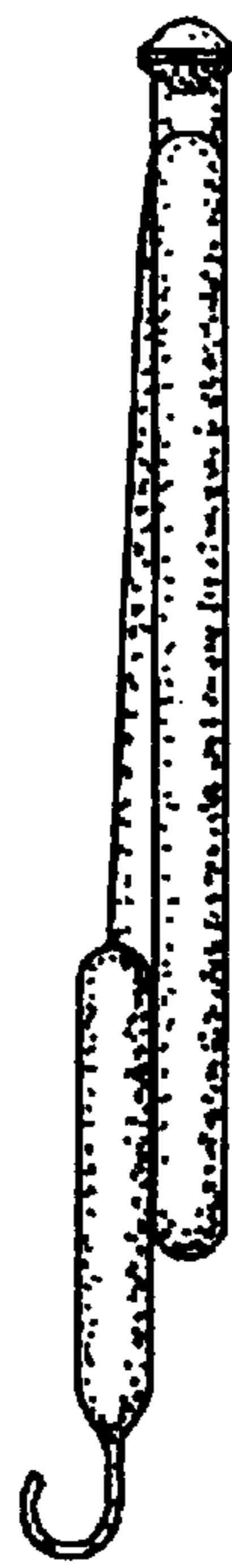


FIG. 2

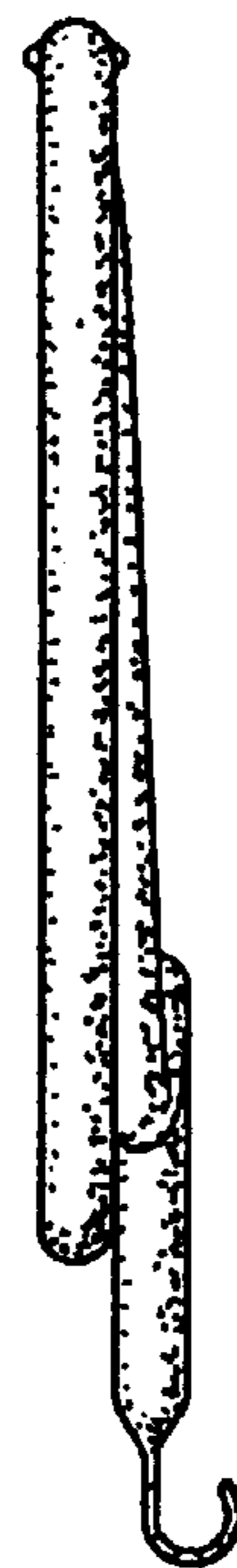


FIG. 3

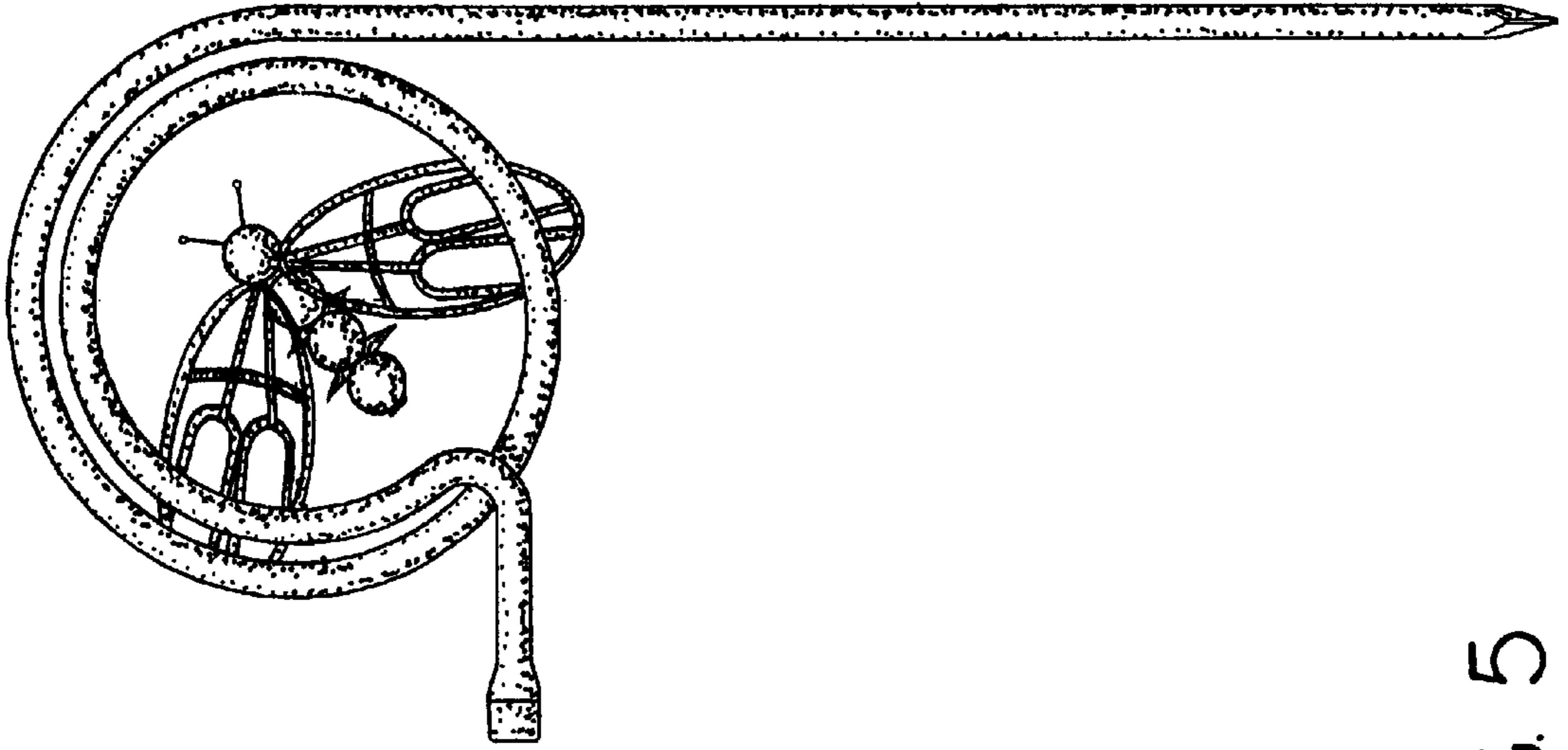


FIG. 6




FIG. 5

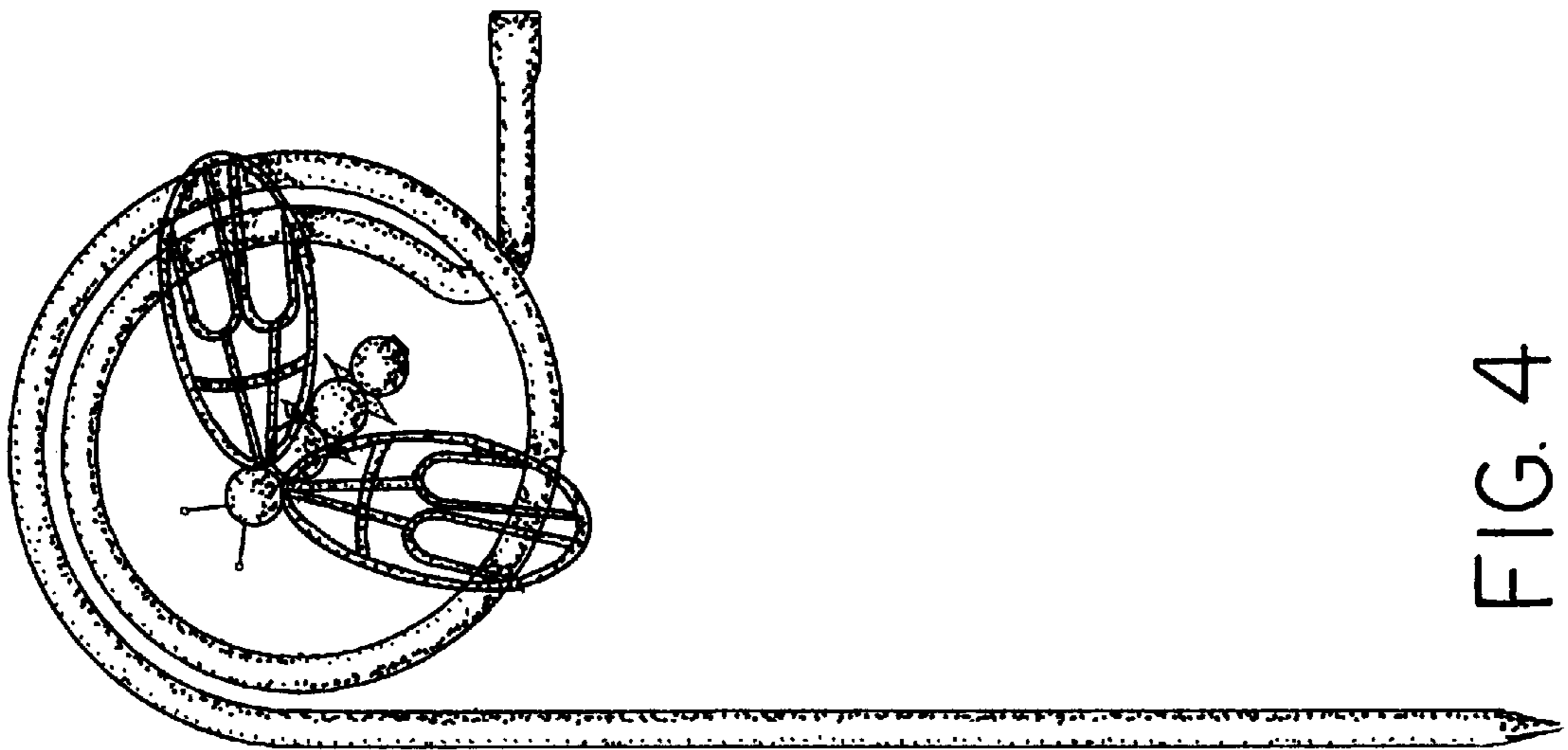


FIG. 4