



US00D457634S

(12) **United States Design Patent**
Rouns et al.

(10) **Patent No.: US D457,634 S**

(45) **Date of Patent: ** May 21, 2002**

(54) **MEDICAL ELECTRODE**

(75) Inventors: **Cameron Rouns**, South Jordan, UT
(US); **Netty DiViesti**, Pocatello, ID
(US)

(73) Assignee: **Kimberly-Clark Worldwide, Inc.**,
Neenah, WI (US)

(**) Term: **14 Years**

(21) Appl. No.: **29/140,944**

(22) Filed: **Apr. 26, 2001**

(51) **LOC (7) Cl.** **24-04**

(52) **U.S. Cl.** **D24/168**

(58) **Field of Search** D24/168; 607/149,
607/152; 602/46, 42, 41, 54; 600/382, 383,
384, 385, 393

(56) **References Cited**

U.S. PATENT DOCUMENTS

4,524,087	A	*	6/1985	Engel	427/2.12
4,643,193	A	*	2/1987	DeMarzo	128/639
4,706,680	A		11/1987	Keusch et al.		
4,777,954	A		10/1988	Keusch et al.		
4,972,846	A		11/1990	Owens et al.		
5,038,796	A		8/1991	Axelgaard et al.		
5,143,071	A		9/1992	Keusch et al.		
5,191,887	A	*	3/1993	Cartmell	128/640
5,330,526	A		7/1994	Fincke et al.		

5,405,273	A	*	4/1995	Cartmell et al.	439/822
D366,317	S	*	1/1996	Axelgaard	D24/168
D367,108	S	*	2/1996	Axelgaard	D24/168
5,562,717	A		10/1996	Tippey et al.		
5,702,428	A		12/1997	Tippey et al.		
6,038,464	A		3/2000	Axelgaard et al.		
6,198,955	B1		3/2001	Axelgaard et al.		

FOREIGN PATENT DOCUMENTS

EP 0057213 B1 7/1981

* cited by examiner

Primary Examiner—Stella Reid

(74) *Attorney, Agent, or Firm*—Nancy M. Klembus

(57) **CLAIM**

We claim the ornamental design for a medical electrode, as shown and described.

DESCRIPTION

FIG. 1 is a perspective view of a medical electrode, showing our new design;

FIG. 2 is a bottom plan view thereof;

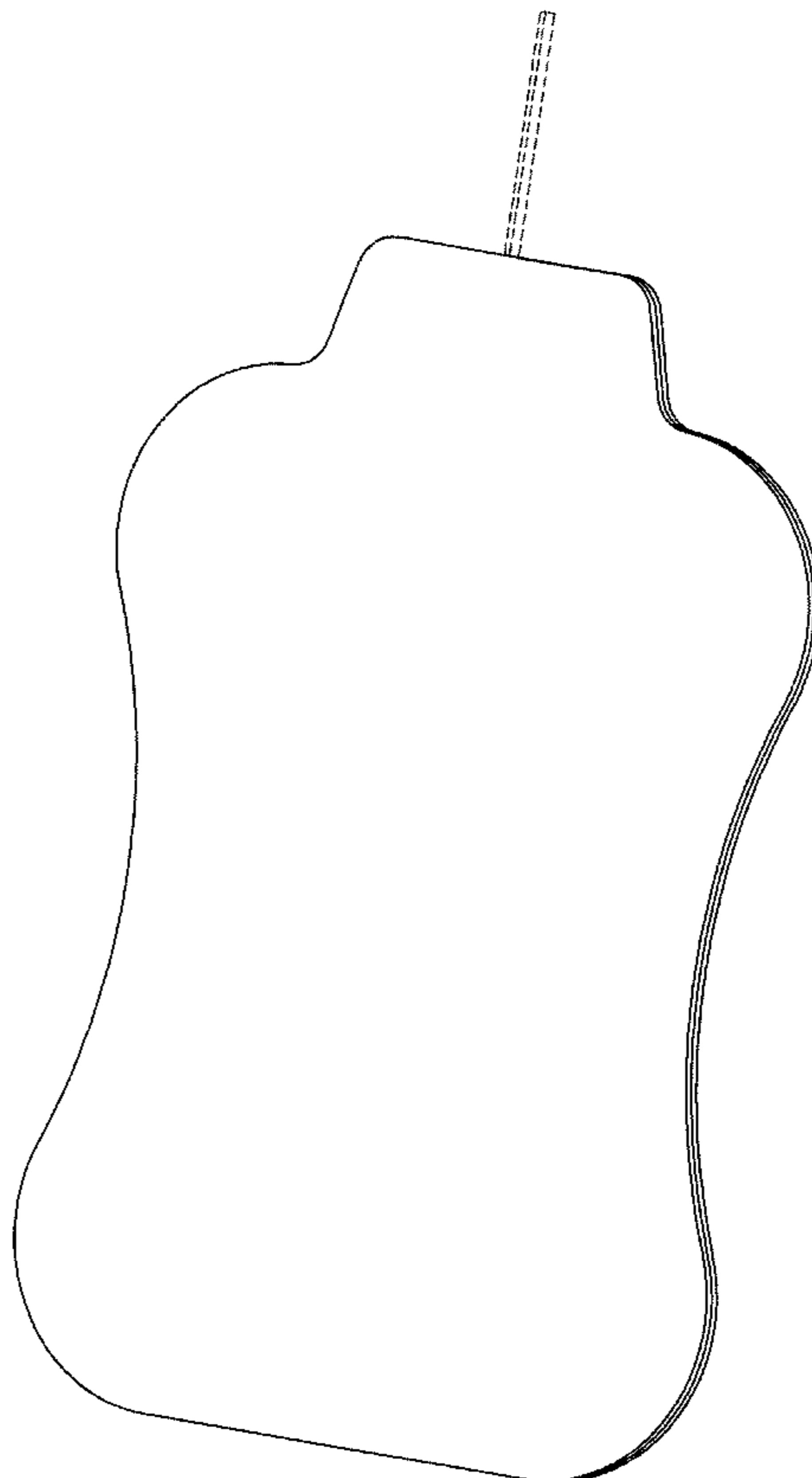
FIG. 3 is a front elevational view thereof;

FIG. 4 is a back elevational view thereof; and,

FIG. 5 is a side elevational view thereof.

The broken line, indicating an electrical conductor, which is shown in FIGS. 1, 3, 4 and 5, is for illustrative purposes only and forms no part of the claimed design.

1 Claim, 3 Drawing Sheets



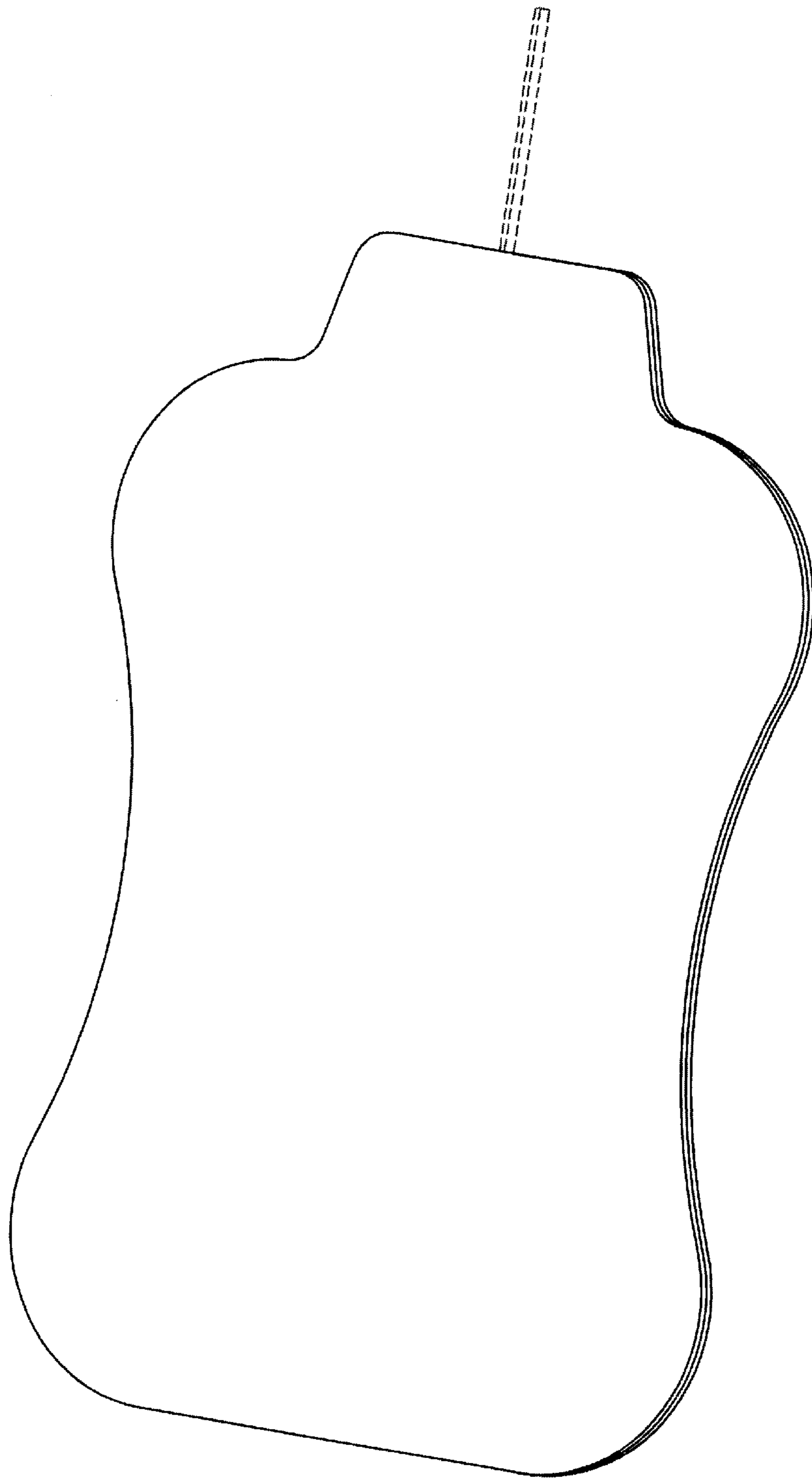


FIG. 1

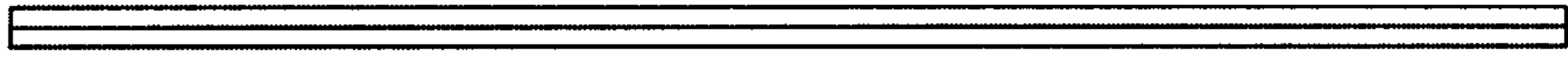


FIG. 2

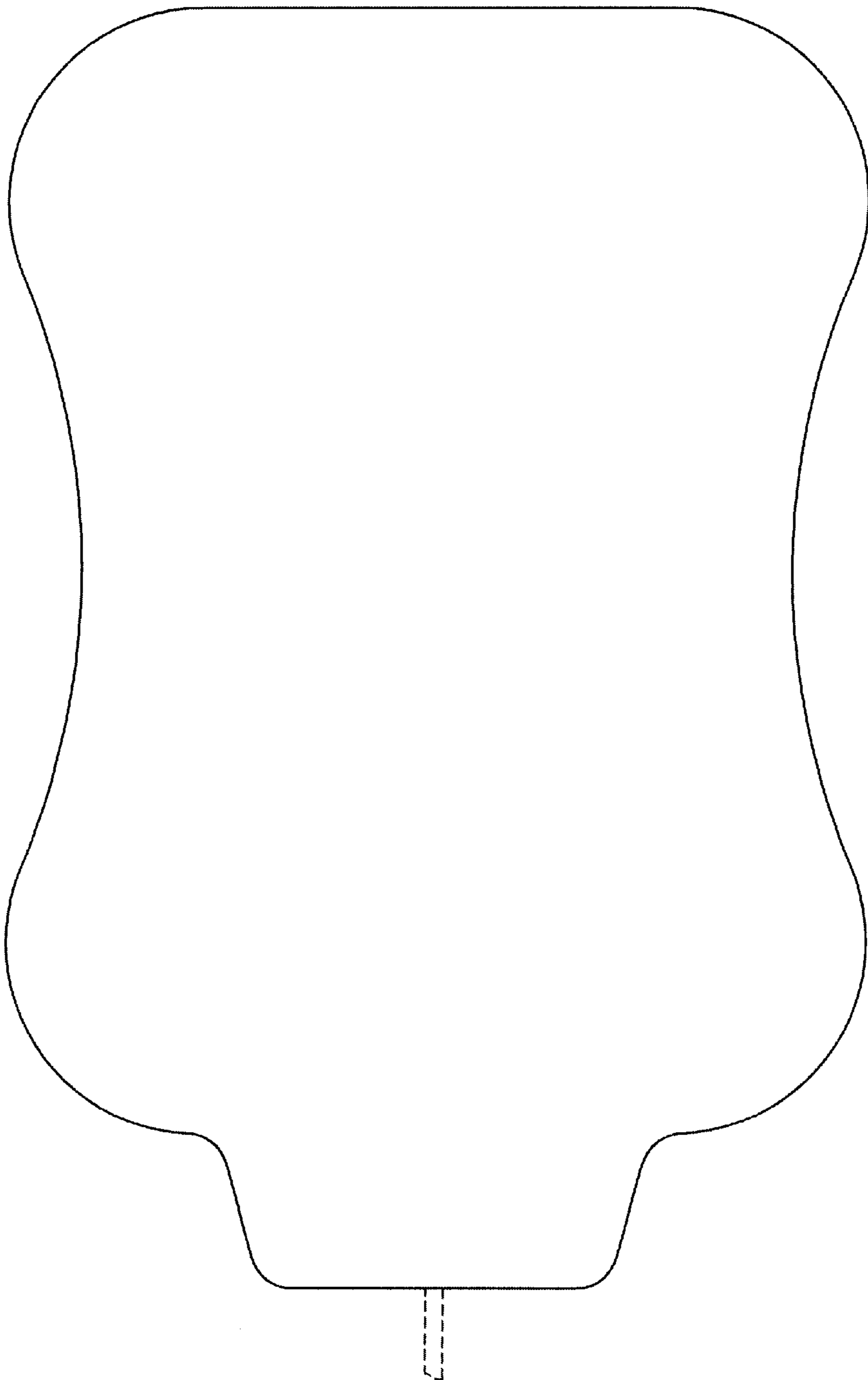


FIG. 3

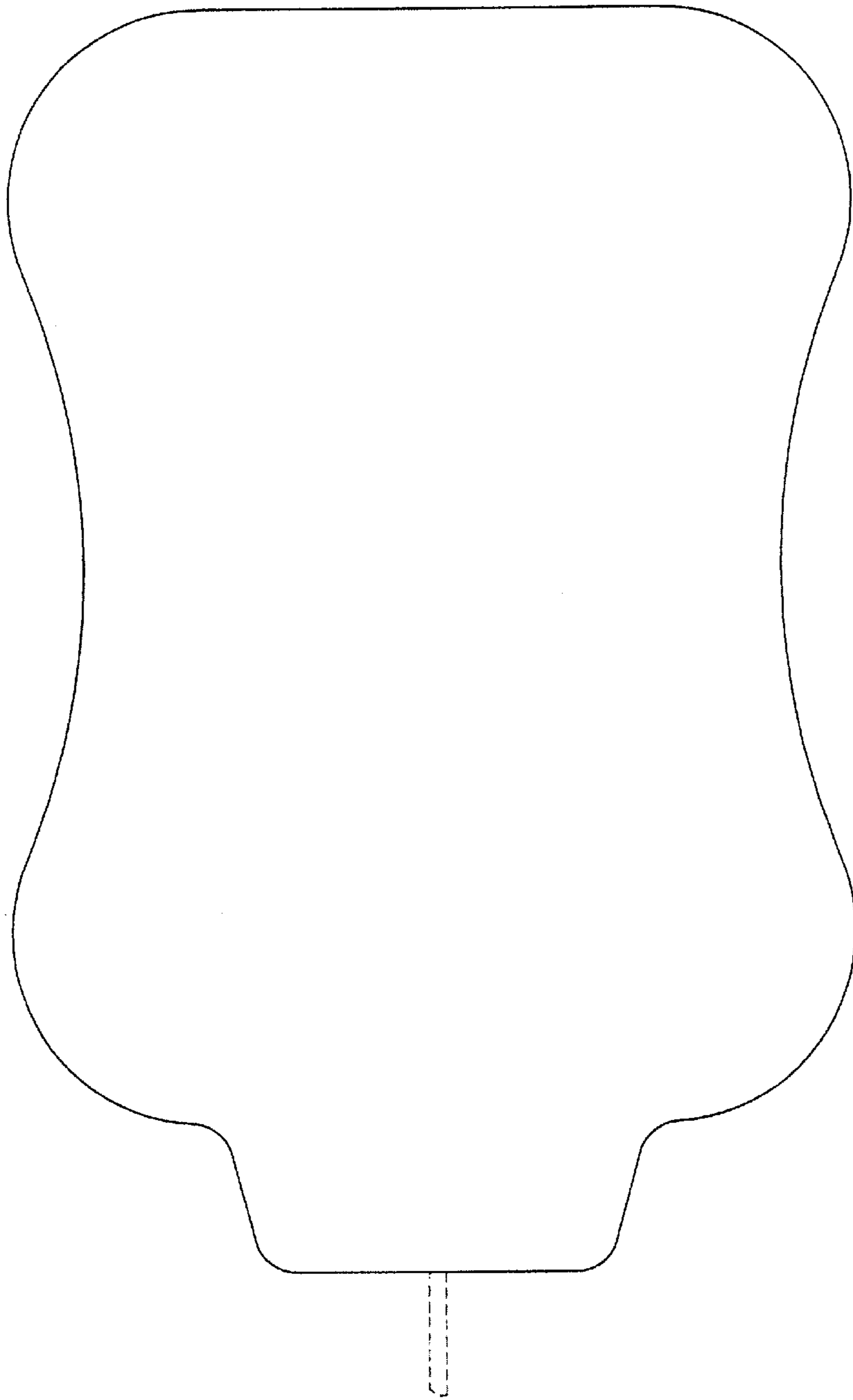


FIG. 4



FIG. 5