



US00D457627S

(12) **United States Design Patent**
Lamb

(10) **Patent No.:** **US D457,627 S**

(45) **Date of Patent:** **** May 21, 2002**

(54) **APPLICATOR**

(76) Inventor: **Peter James Brian Lamb**, 12 Clifford Road, Irene, 1675 (ZA)

(**) Term: **14 Years**

(21) Appl. No.: **29/122,787**

(22) Filed: **May 3, 2000**

(51) **LOC (7) Cl.** **24-02**

(52) **U.S. Cl.** **D24/141; D4/138; D24/119**

(58) **Field of Search** **D24/119, 133, D24/141; 604/2, 1, 3, 310, 514, 515, 11, 14, 905, 903; D4/138**

(56) **References Cited**

U.S. PATENT DOCUMENTS

- 4,225,254 A * 9/1980 Holberg et al. 401/119
- D298,653 S * 11/1988 Maietta D24/114
- D302,338 S * 7/1989 Philippi D24/119

- D320,275 S * 9/1991 Wada et al. D24/119
- D351,229 S * 10/1994 Wirt D24/119
- 6,066,124 A * 5/2000 Caillouette 604/514

* cited by examiner

Primary Examiner—Ian Simmons

(74) *Attorney, Agent, or Firm*—Michael J. Striker

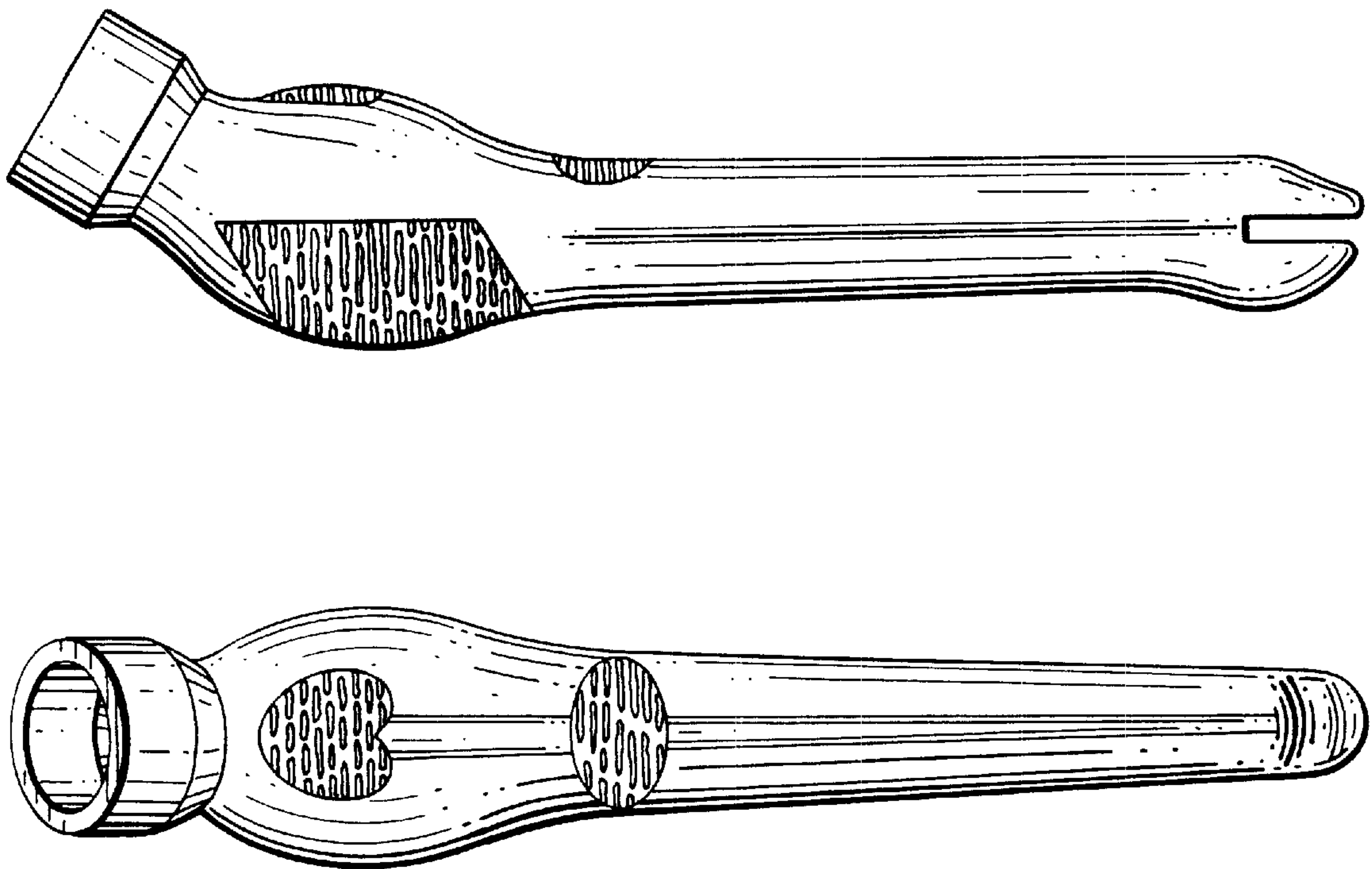
(57) **CLAIM**

The ornamental design for an applicator, as shown and described.

DESCRIPTION

FIG. 1 is a side view of an applicator showing the new design, the other side view being a mirror image thereof; FIG. 2 is a top plan view thereof; FIG. 3 is a bottom plan view thereof; FIG. 4 is a front end view thereof; and, FIG. 5 is a rear end view thereof.

1 Claim, 1 Drawing Sheet



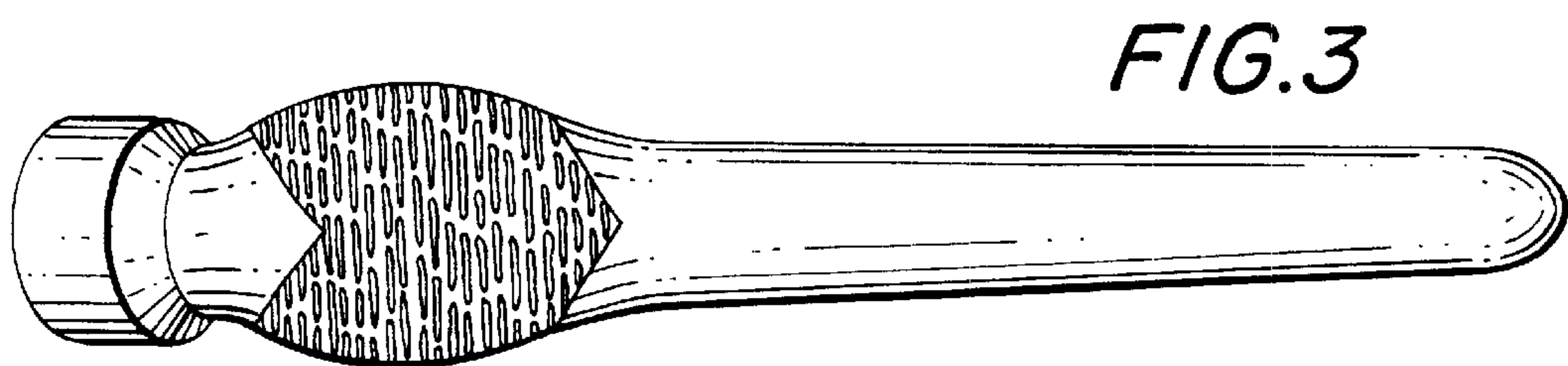
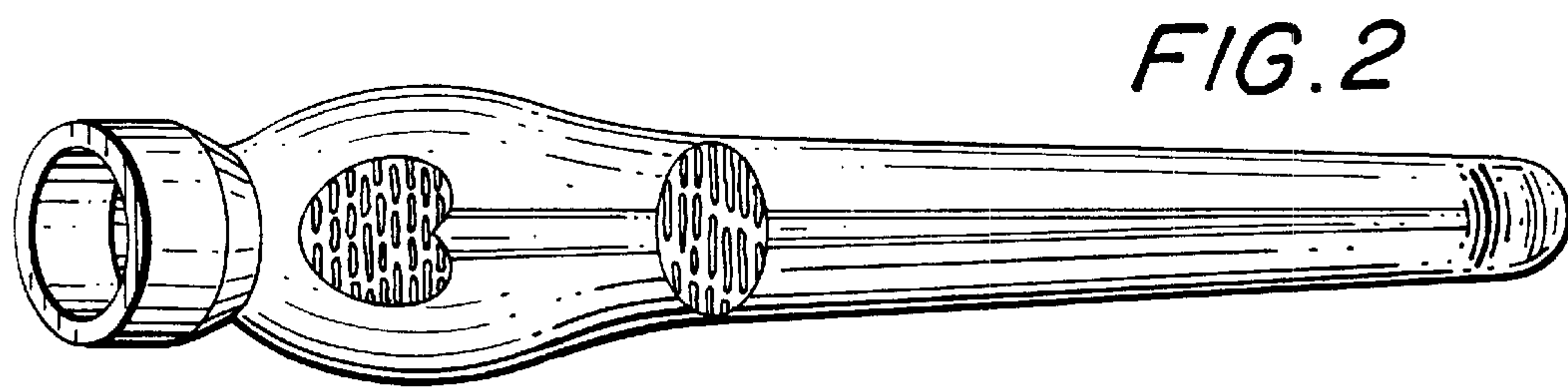
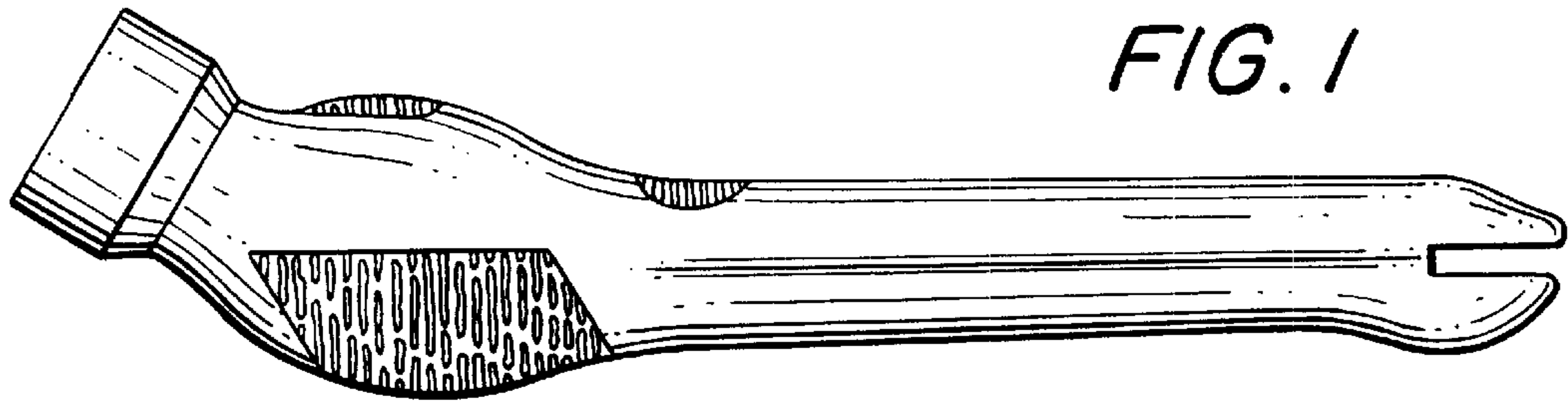


FIG. 4

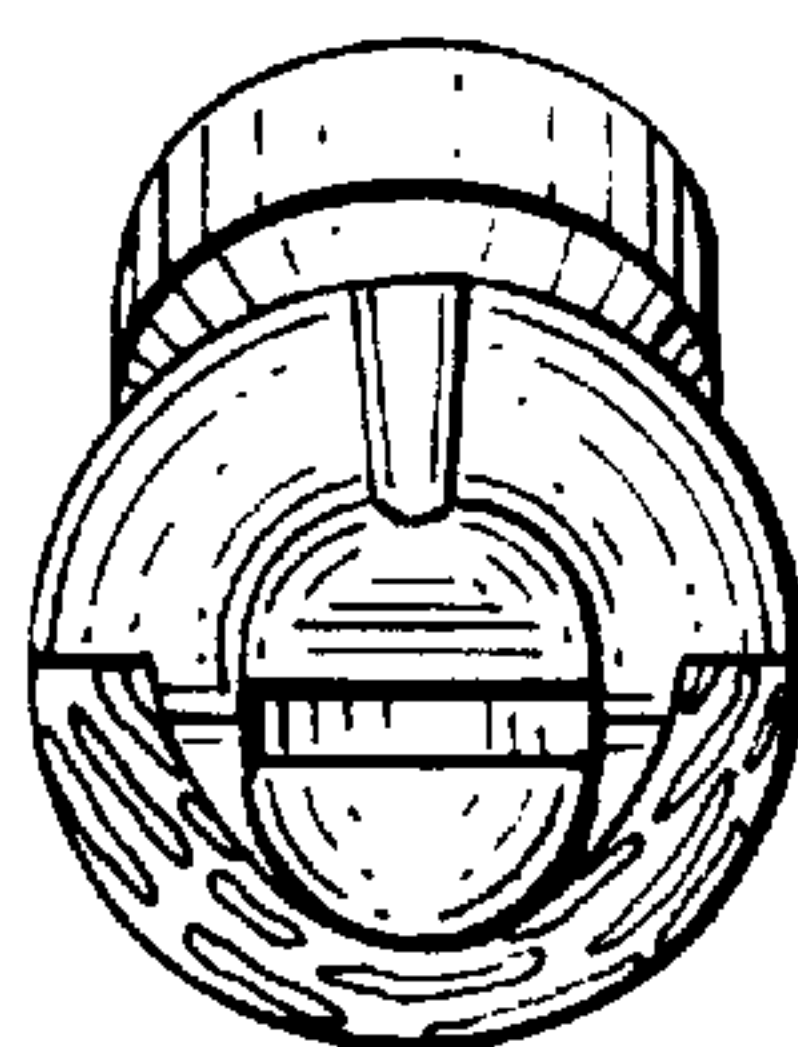


FIG. 5

