



US00D457621S

(12) **United States Design Patent**  
**Meron et al.**

(10) **Patent No.:** **US D457,621 S**

(45) **Date of Patent:** **\*\* May 21, 2002**

(54) **TAPERING CAPSULE**

D405,521 S \* 2/1999 Leight ..... D24/104  
D450,883 S \* 11/2001 Buter et al. .... D24/101 X

(75) Inventors: **Gavriel Meron**, Petach Tikva; **Arkady Glukhovsky**, Nesher, both of (IL)

\* cited by examiner

(73) Assignee: **Given Imaging Ltd.**, Yoqneam (IL)

*Primary Examiner*—Antoine Duval Davis

(\*\*) Term: **14 Years**

(74) *Attorney, Agent, or Firm*—Christensen O'Connor Johnson Kindness PLLC

(21) Appl. No.: **29/137,483**

(57) **CLAIM**

(22) Filed: **Feb. 21, 2001**

The ornamental design for a tapering capsule, as shown and described.

(30) **Foreign Application Priority Data**

**DESCRIPTION**

Aug. 21, 2000 (IL) ..... 34019

(51) **LOC (7) Cl.** ..... **28-01**

FIG. 1 is a perspective view of the tapering capsule showing its new design;

(52) **U.S. Cl.** ..... **D24/104**

FIG. 2 is a top view of the tapering capsule shown in FIG. 1;

(58) **Field of Search** ..... D24/104; 206/58;  
222/92, 107; 424/10.1, 10.2, 440, 441,  
451, 453, 457, 464, 467-470, 472, 488;  
426/104

FIG. 3 is a side view of the tapering capsule shown in FIG. 1; and,

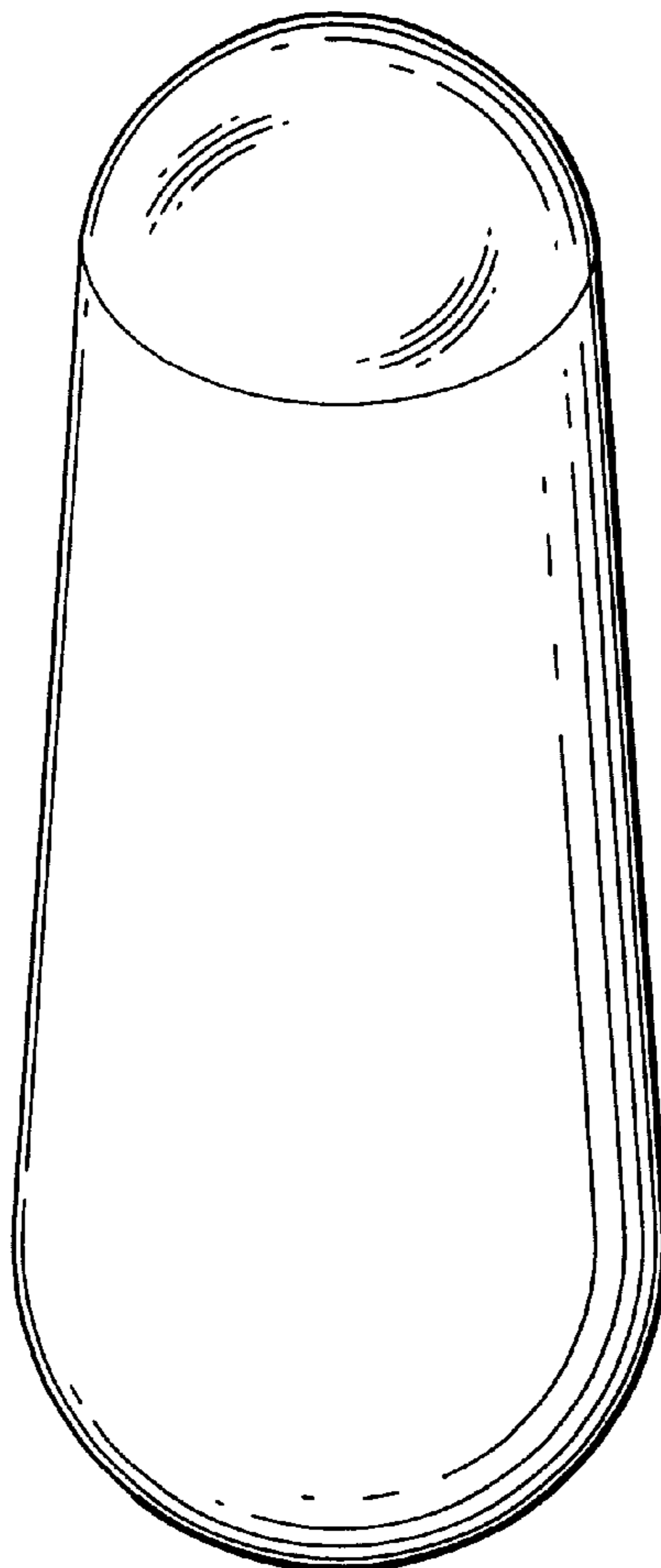
(56) **References Cited**

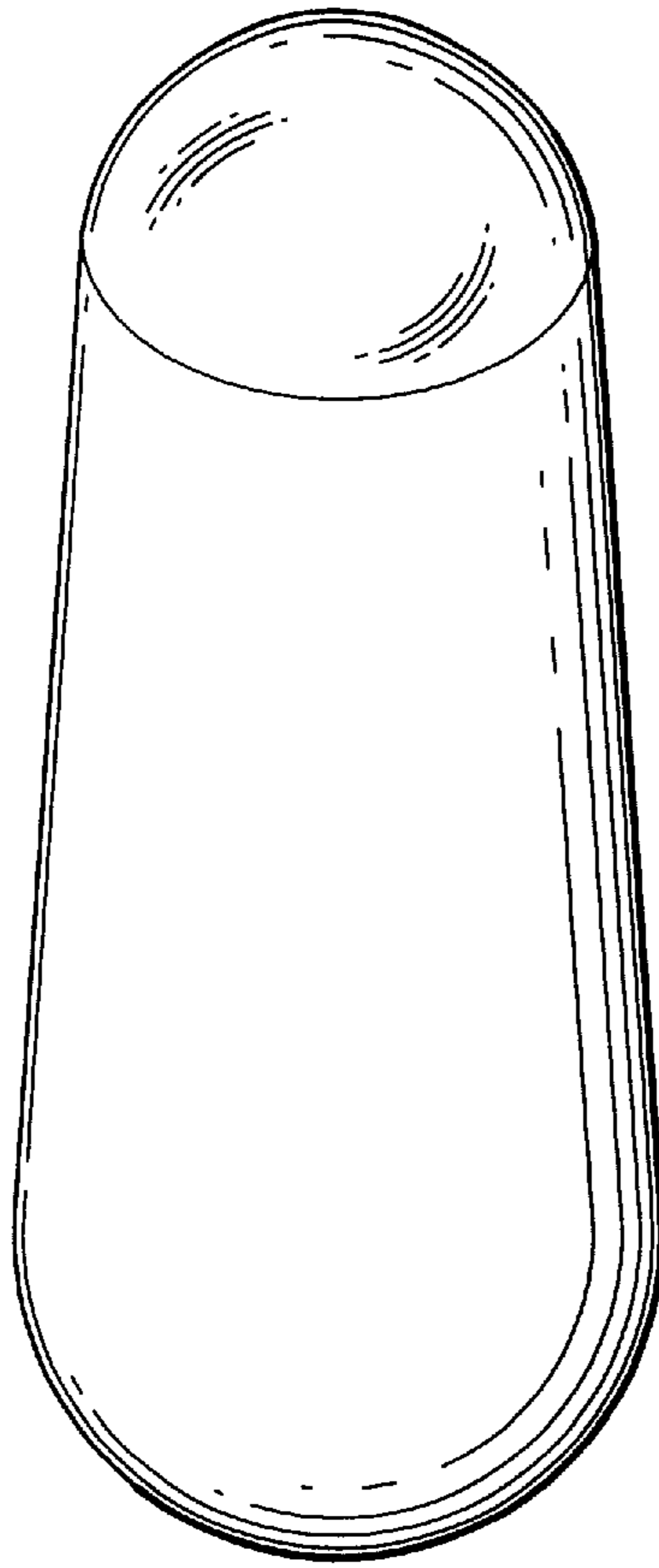
FIG. 4 is a bottom view of the tapering capsule shown in FIG. 1.

**U.S. PATENT DOCUMENTS**

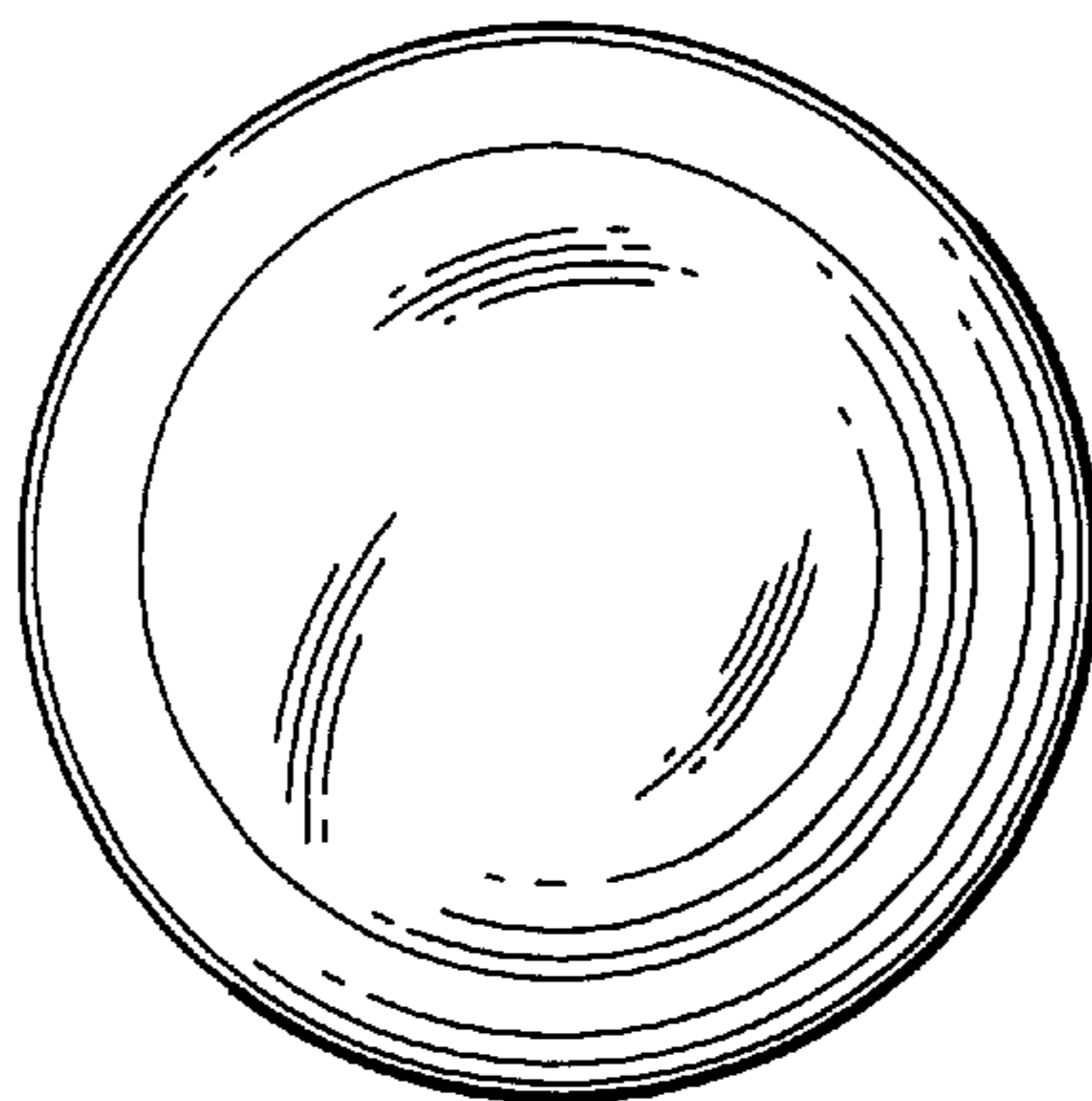
D30,699 S \* 5/1899 Trusler ..... D24/104

**1 Claim, 2 Drawing Sheets**





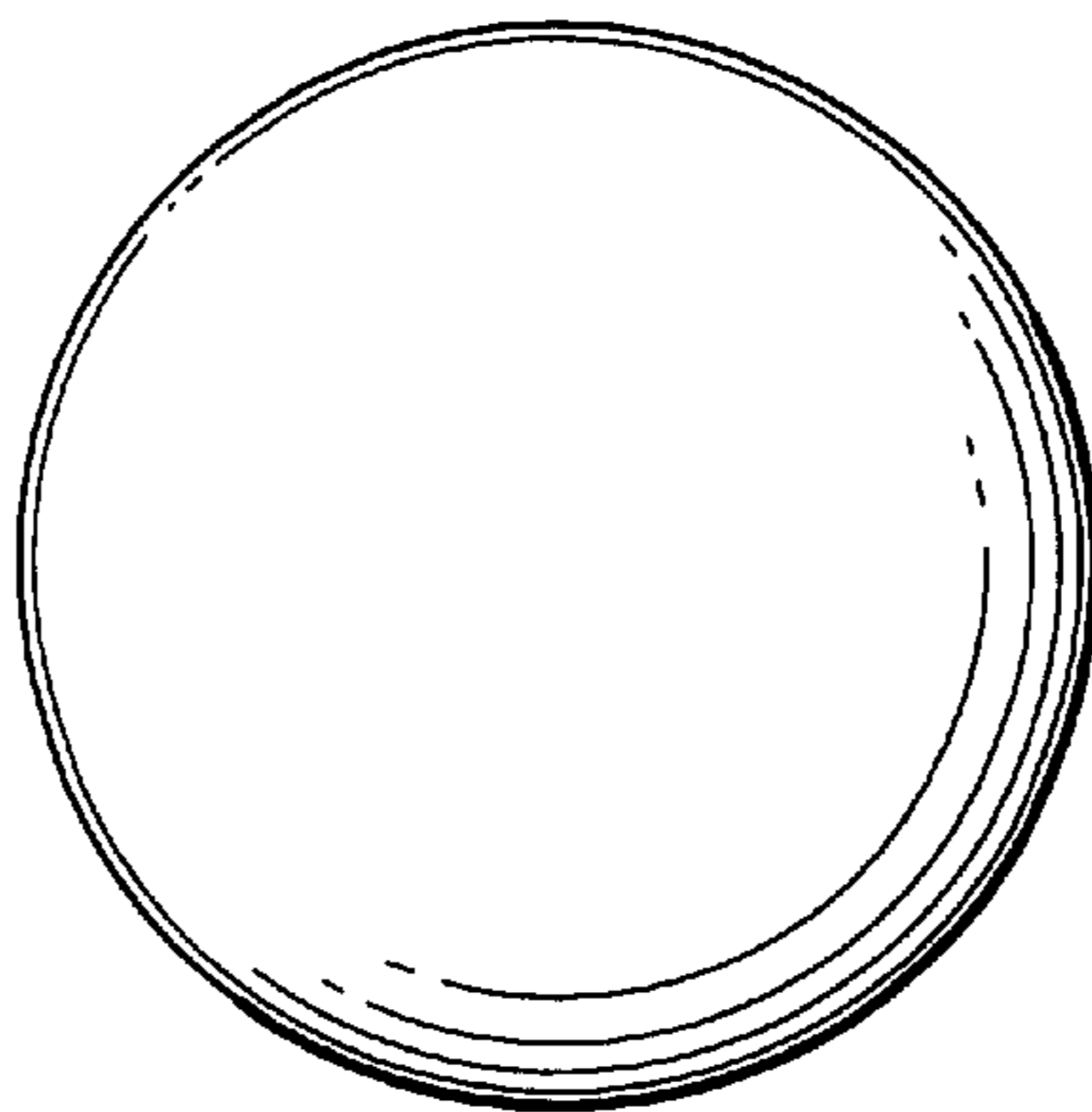
*Fig. 1.*



*Fig. 2.*



*Fig. 3.*



*Fig. 4.*