



US00D457610S

(12) **United States Design Patent**  
**Haug et al.**

(10) **Patent No.: US D457,610 S**

(45) **Date of Patent: \*\* May 21, 2002**

(54) **SHOWER UNIT**

(75) Inventors: **Andreas Haug; Thomas Schönherr**,  
both of Stuttgart; **Andreas Dimitriadis**,  
Leinzell, all of (DE)

(73) Assignee: **Hansgrohe AG**, Schiltach (DE)

(\*\*) Term: **14 Years**

(21) Appl. No.: **29/144,387**

(22) Filed: **Jul. 2, 2001**

(30) **Foreign Application Priority Data**

Jan. 4, 2001 (DE) ..... 401 00 135

(51) **LOC (7) Cl.** ..... **23-02**

(52) **U.S. Cl.** ..... **D23/304**

(58) **Field of Search** ..... D23/275, 283,  
D23/304, 223, 228; 4/567, 568, 570, 596,  
597

(56) **References Cited**

**U.S. PATENT DOCUMENTS**

D288,119 S	*	2/1987	Hill et al. ....	D23/304 X
D407,806 S	*	4/1999	Dimitriadis et al. ....	D23/304
D429,322 S	*	8/2000	Haug et al. ....	D23/304
D447,547 S	*	9/2001	Dimitriadis et al. ....	D23/304

**OTHER PUBLICATIONS**

“Wirquin”, 2 pages (Nov. 3, 1997).

“GROHE Wassertechnologie” by Friedrich Grohe, 3 pages (Mar., 1999).

“Nouveaux Produits” by Valentin, 3 pages (Nov. 9, 1999).

\* cited by examiner

*Primary Examiner*—Louis S. Zarfaz

*Assistant Examiner*—Robert A. Delehanty

(74) *Attorney, Agent, or Firm*—Duane Morris LLP

(57) **CLAIM**

The ornamental design for a shower unit, as shown and described.

**DESCRIPTION**

FIG. 1: is a side perspective view of the shower unit showing our new design;

FIG. 2: is a top plan view thereof;

FIG. 3: is a bottom plan view thereof;


FIG. 4: is a side elevation view thereof;

FIG. 5: is a front elevation view thereof;

FIG. 6: is the other side elevation view thereof; and,

FIG. 7: is a rear elevation view thereof.

**1 Claim, 3 Drawing Sheets**






FIG. 1

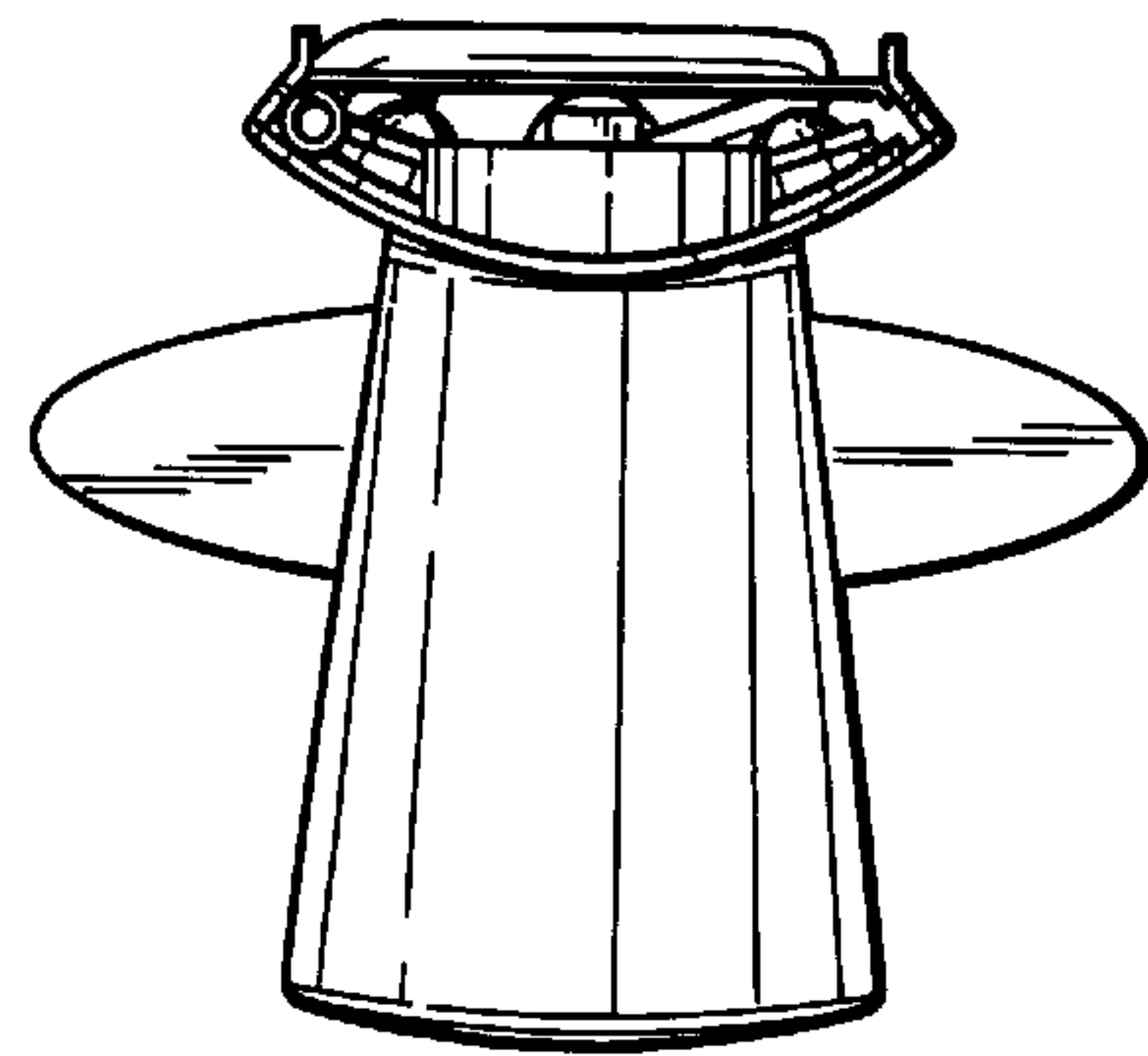


FIG. 2


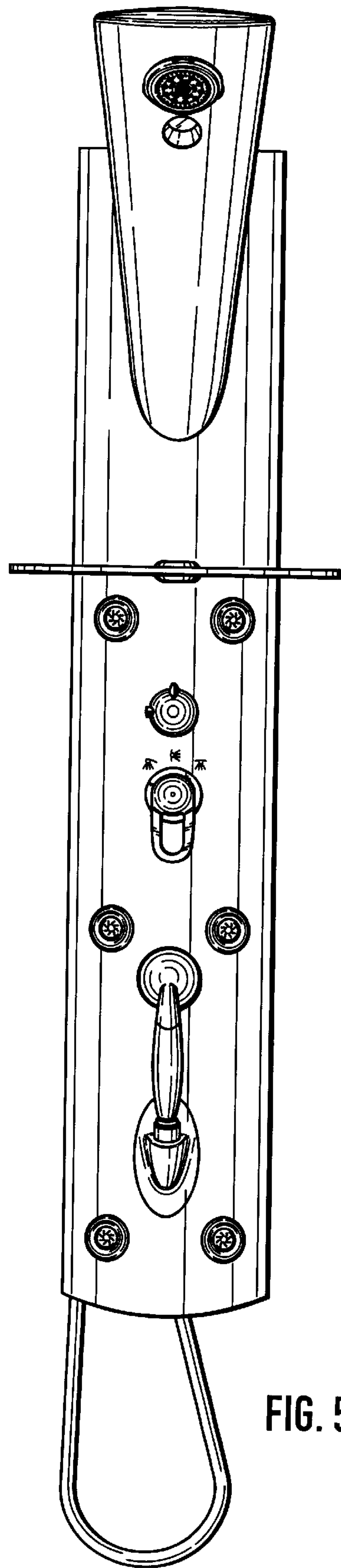
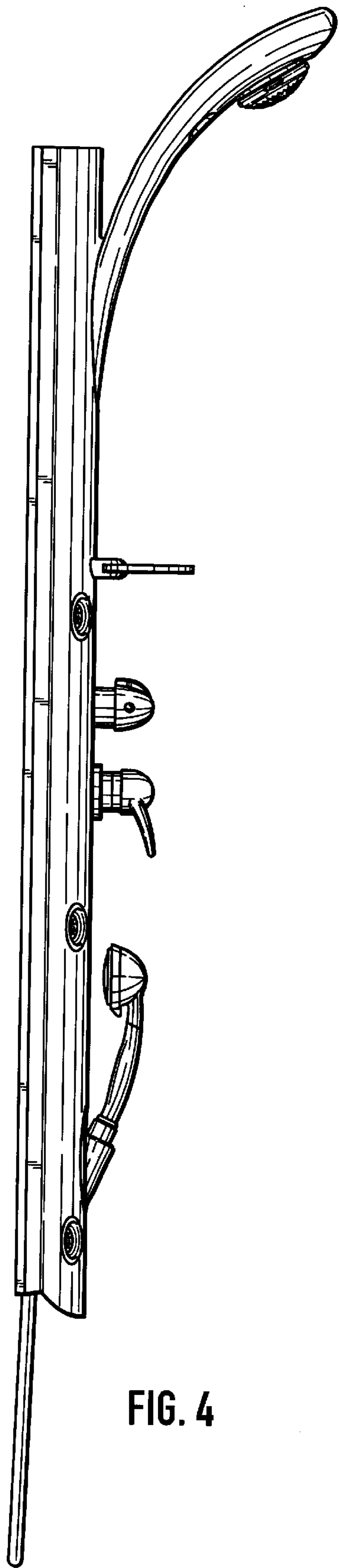


FIG. 3



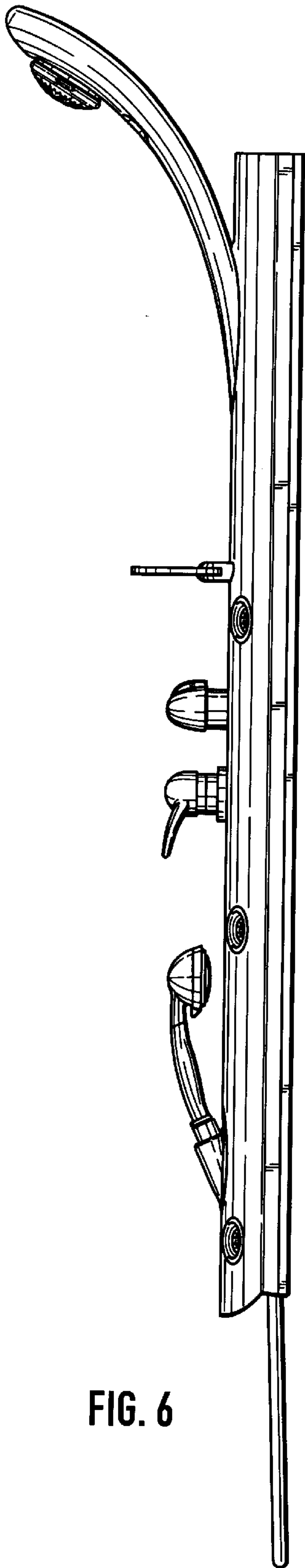


FIG. 6

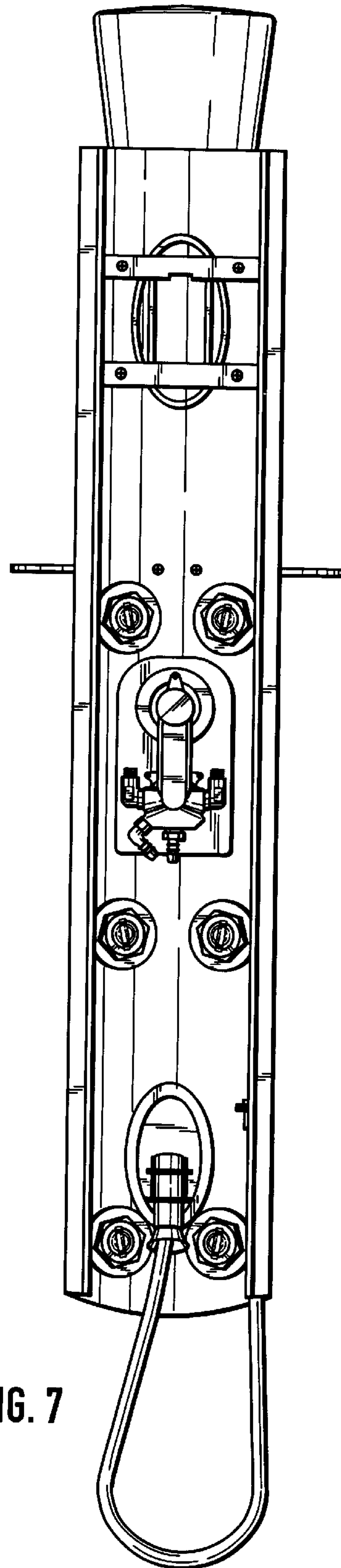


FIG. 7