



US00D457592S

(12) **United States Design Patent**  
**Hirahara**

(10) **Patent No.:** **US D457,592 S**

(45) **Date of Patent:** **\*\* May 21, 2002**

(54) **FISHING LURE**

(75) Inventor: **Kenji Hirahara, Osaka (JP)**

(73) Assignee: **Shimano Inc., Osaka (JP)**

(\*\*) Term: **14 Years**

(21) Appl. No.: **29/145,840**

(22) Filed: **Jul. 30, 2001**

(30) **Foreign Application Priority Data**

Jan. 29, 2001 (JP) ..... 2001-001773

(51) **LOC (7) Cl.** ..... **22-05**

(52) **U.S. Cl.** ..... **D22/126**

(58) **Field of Search** ..... D22/125-133;  
43/42, 42.11, 42.13, 42.26, 42.27, 42.34,  
42.24, 42.35, 42.45, 42.06, 42.48; D21/650,  
626

(56) **References Cited**

**U.S. PATENT DOCUMENTS**

3,389,490 A \* 6/1968 Peters et al. .... 43/42.11

D234,842 S \* 4/1975 Williams, Jr. .... D22/132

D256,268 S \* 8/1980 Green et al. .... D22/126

D363,527 S \* 10/1995 Alexander ..... D22/132

5,934,008 A \* 8/1999 Rice ..... 43/42.26

\* cited by examiner

*Primary Examiner*—Catherine R. Oliver

(74) *Attorney, Agent, or Firm*—Jordan and Hamburg LLP

(57) **CLAIM**

The ornamental design for a fishing lure, as shown and described.

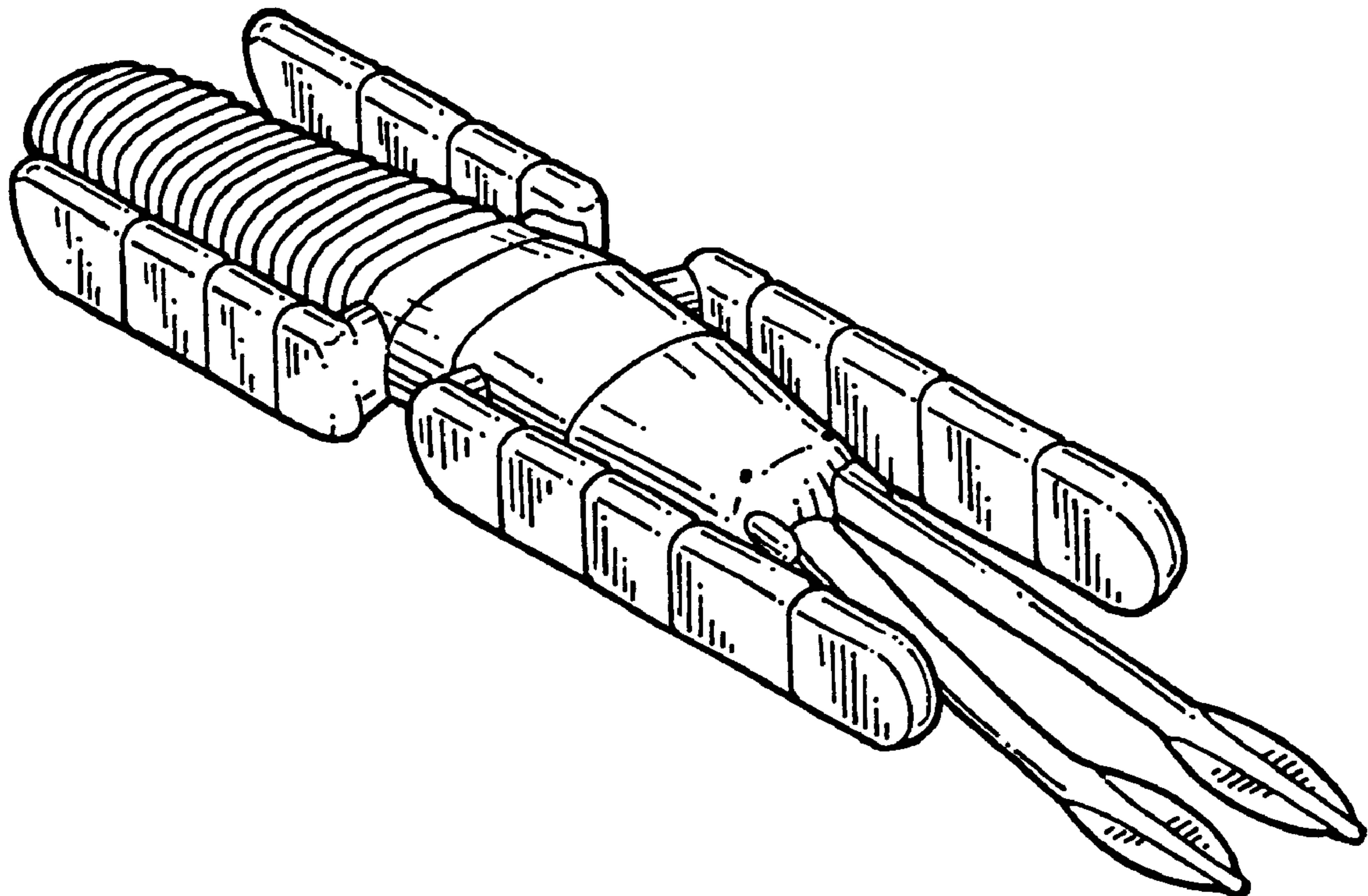
**DESCRIPTION**

FIG. 1 is a perspective view of a fishing lure showing the top, right side and front thereof;

FIG. 2 is a top plan view of the fishing lure, the bottom plan view being identical thereto; and,

FIG. 3 is a perspective view of the fishing lure showing the bottom, left side and rear thereof.

**1 Claim, 3 Drawing Sheets**



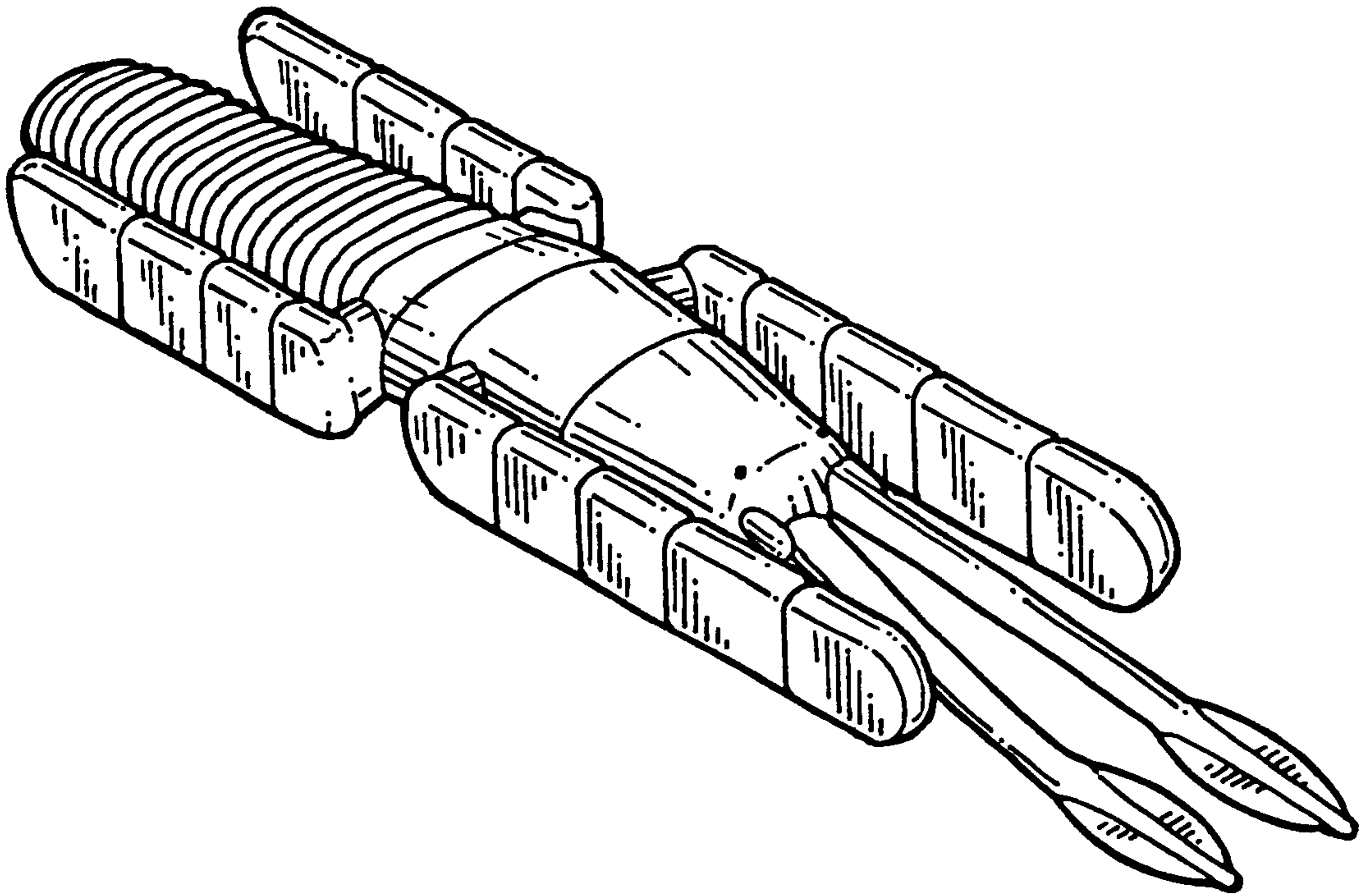


FIG. 1

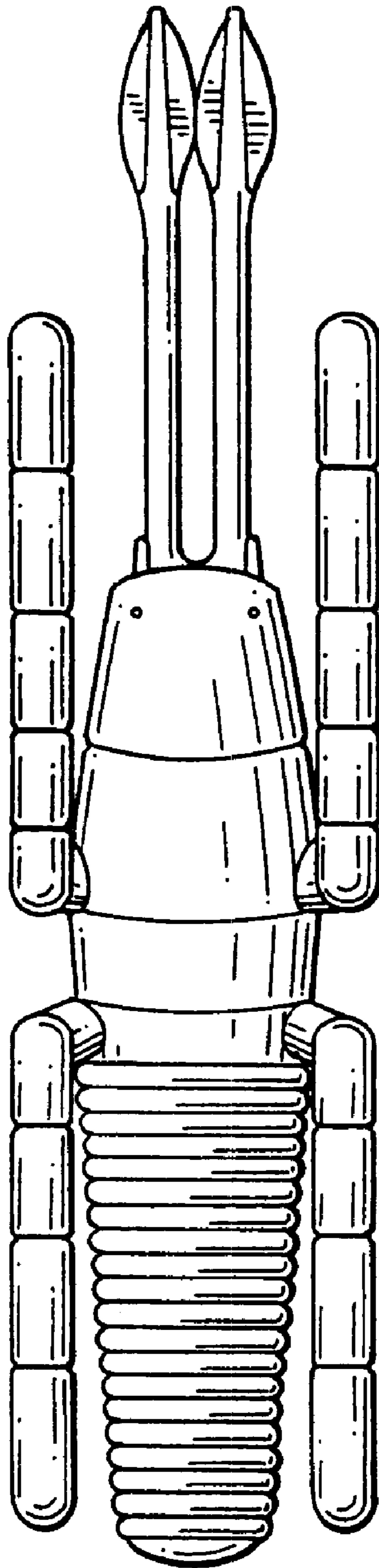


FIG. 2

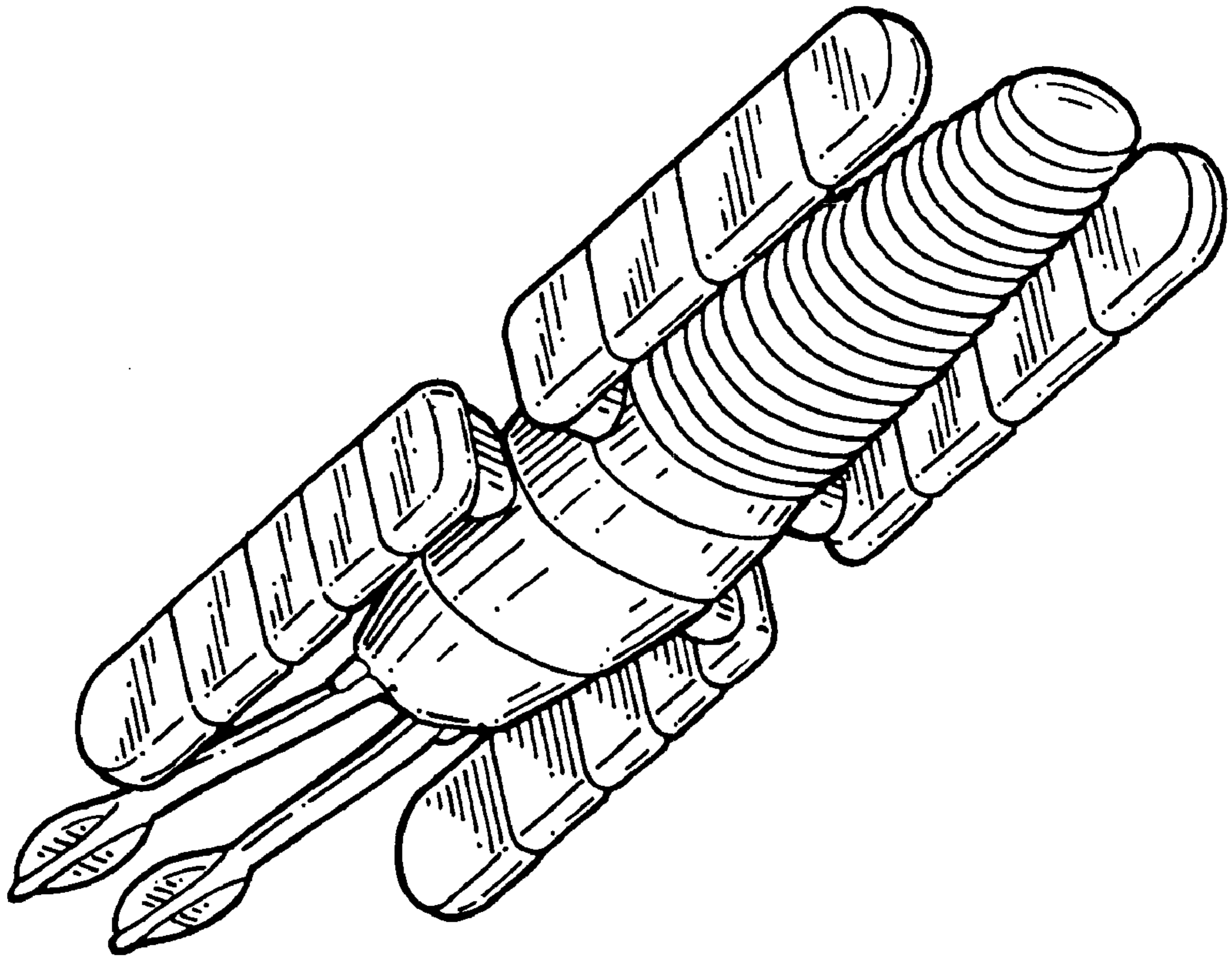


FIG. 3