



US00D457590S

(12) **United States Design Patent**
Olson et al.

(10) **Patent No.:** **US D457,590 S**

(45) **Date of Patent:** **** May 21, 2002**

(54) **TENT**

(75) **Inventors:** **Raymond J. Olson**, Boulder, CO (US);
Howard A. Hardee; Julie Schillings,
both of Wichita, KS (US)

(73) **Assignee:** **The Coleman Company, Inc.**, Wichita,
KS (US)

(**) **Term:** **14 Years**

(21) **Appl. No.:** **29/127,116**

(22) **Filed:** **Jul. 31, 2000**

(Under 37 CFR 1.47)

(51) **LOC (7) Cl.** **21-04**

(52) **U.S. Cl.** **D21/834**

(58) **Field of Search** D21/834-840;
D25/16, 19, 56, 26, 32, 13; 135/97, 99,
123-126, 128, 136, 143, 156, 115, 900-902;
446/487, 478

(56) **References Cited**

U.S. PATENT DOCUMENTS

- D222,571 S * 11/1971 Gretz D21/834
- D224,761 S * 9/1972 Pohl D21/834
- 3,794,054 A 2/1974 Watts

- 4,655,013 A * 4/1987 Ritland D25/19
- D323,869 S * 2/1992 Cantwell D21/834
- D325,063 S * 3/1992 Cantwell D21/834
- 5,333,634 A 8/1994 Taylor
- D351,011 S * 9/1994 Tsai D21/834
- 5,660,197 A * 8/1997 Boe 135/124
- D396,086 S 7/1998 Cantwell
- D403,041 S 12/1998 Funk
- D418,572 S * 1/2000 Ju D21/834

* cited by examiner

Primary Examiner—Raphael Barkai

(74) *Attorney, Agent, or Firm*—Kramer Levin Naftalis &
Frankel LLP

(57) **CLAIM**

The ornamental design for a tent, as shown and described.

DESCRIPTION

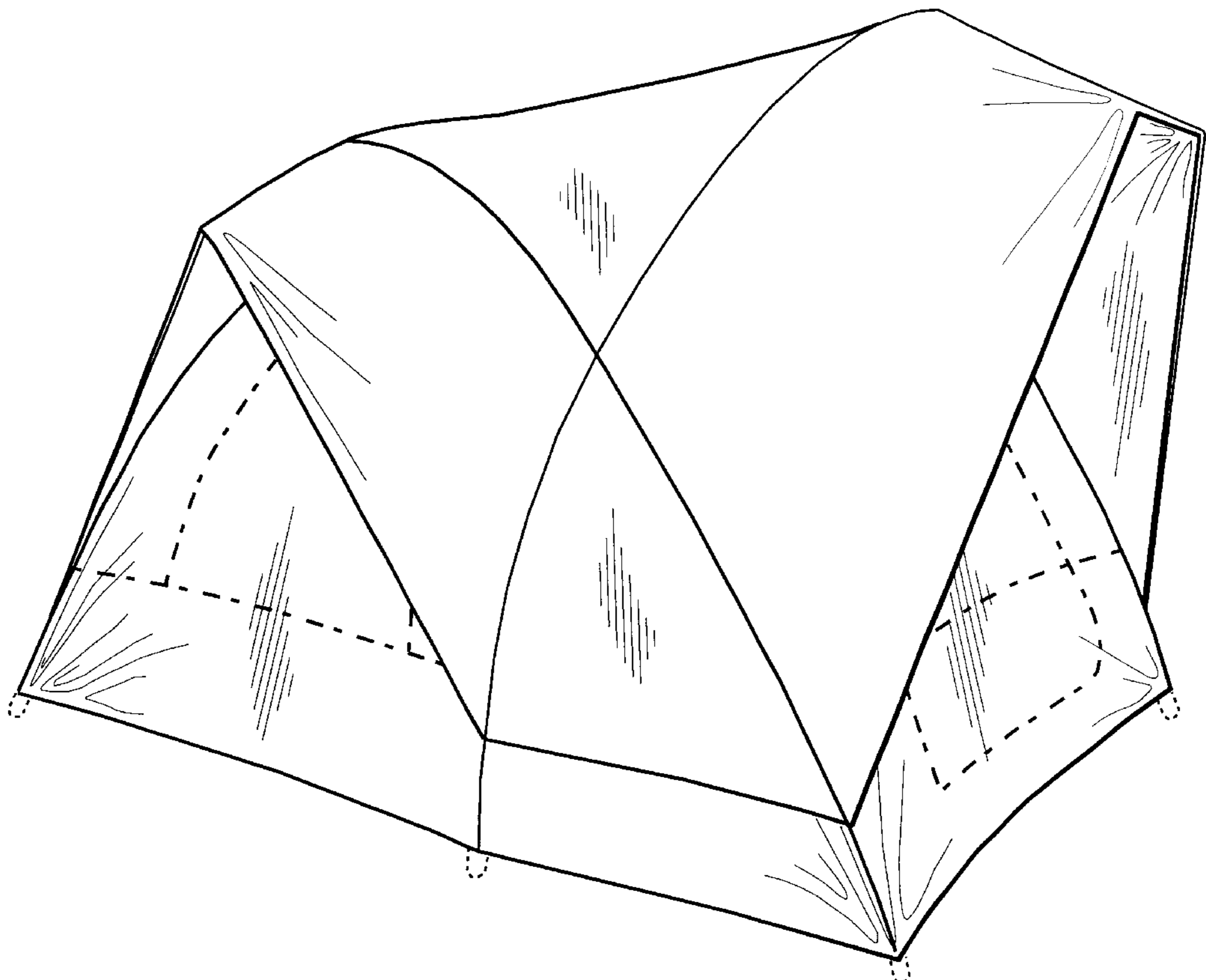
FIG. 1 is a front perspective view showing the new design;
FIG. 2 is a side elevation view thereof; the opposite side
being a mirror image of the side elevation view shown in
FIG. 2;

FIG. 3 is a rear elevation view thereof; and,

FIG. 4 is a front elevation view thereof.

The broken lines shown in FIGS. 1-4 are for illustrative
purposes only and form no part of the claimed design.

1 Claim, 4 Drawing Sheets



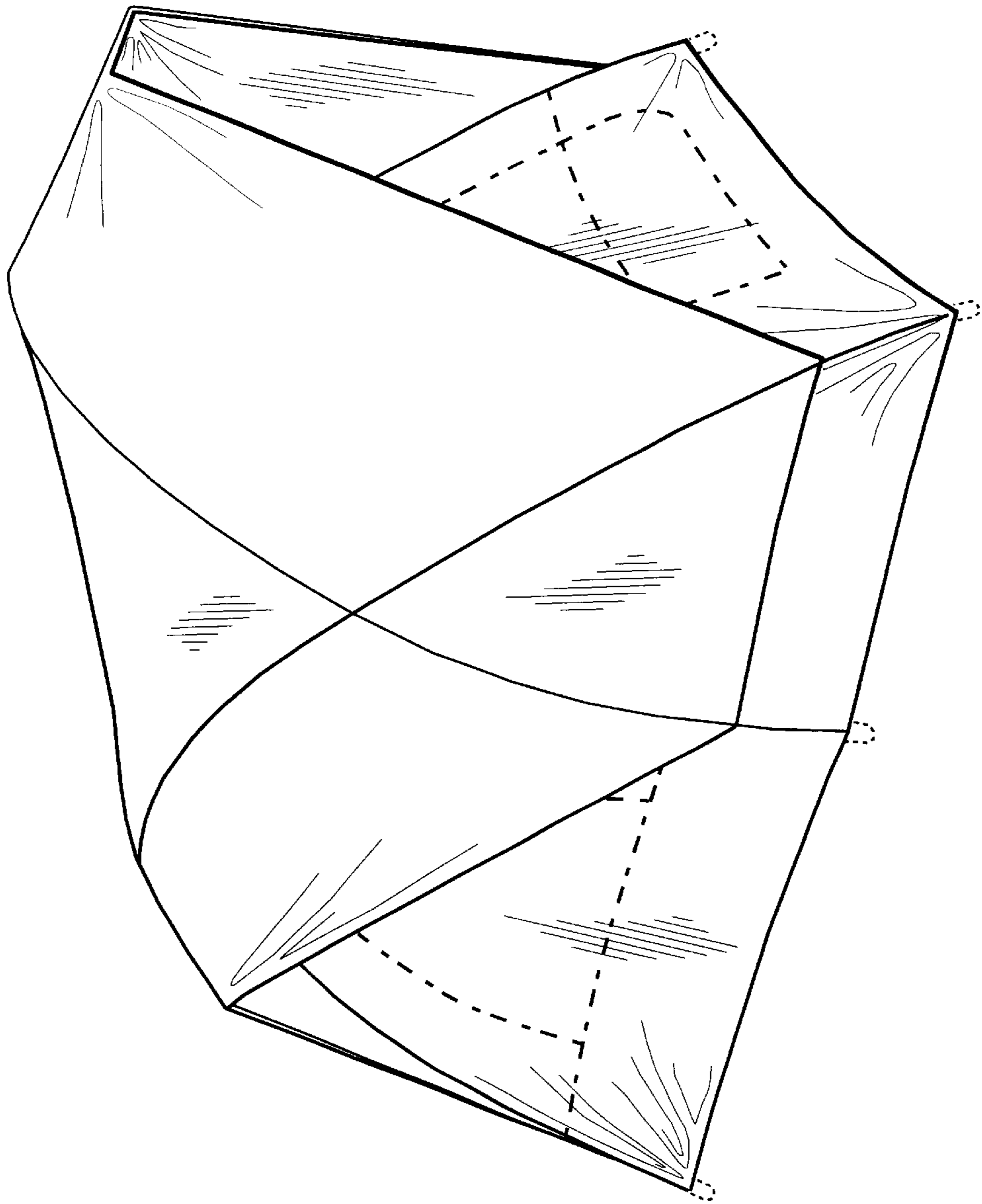


FIG. 1

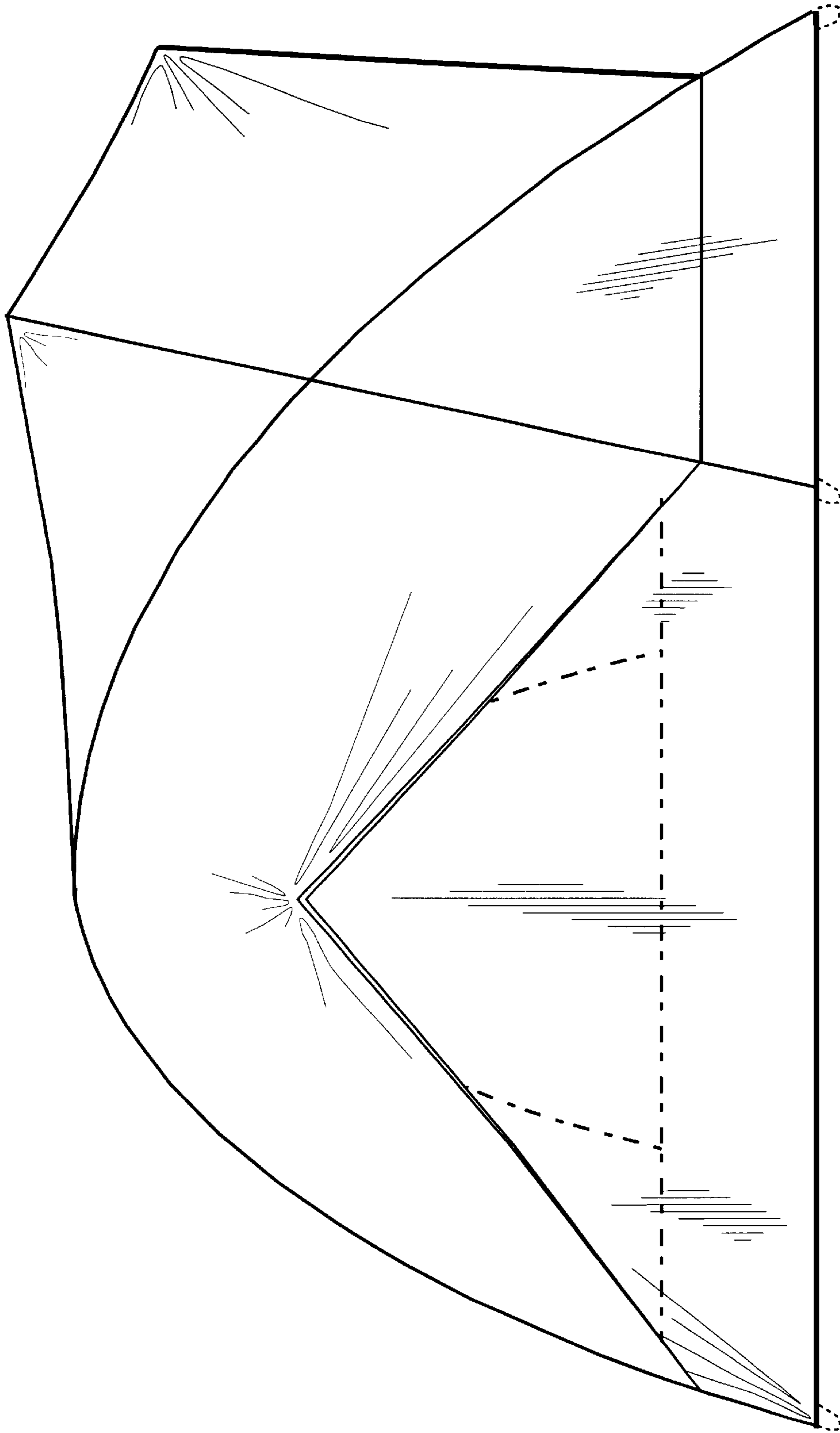


FIG. 2

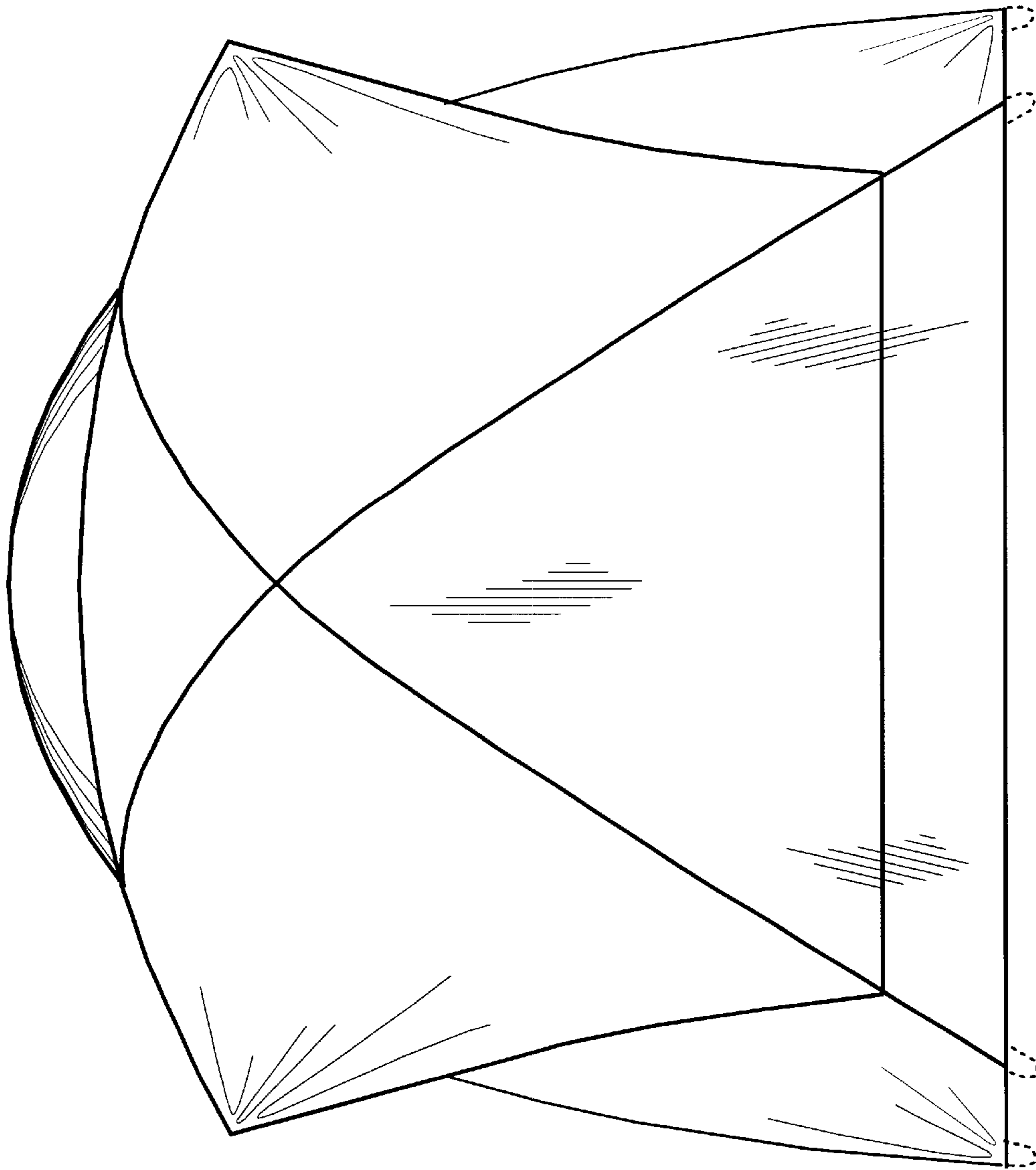


FIG. 3

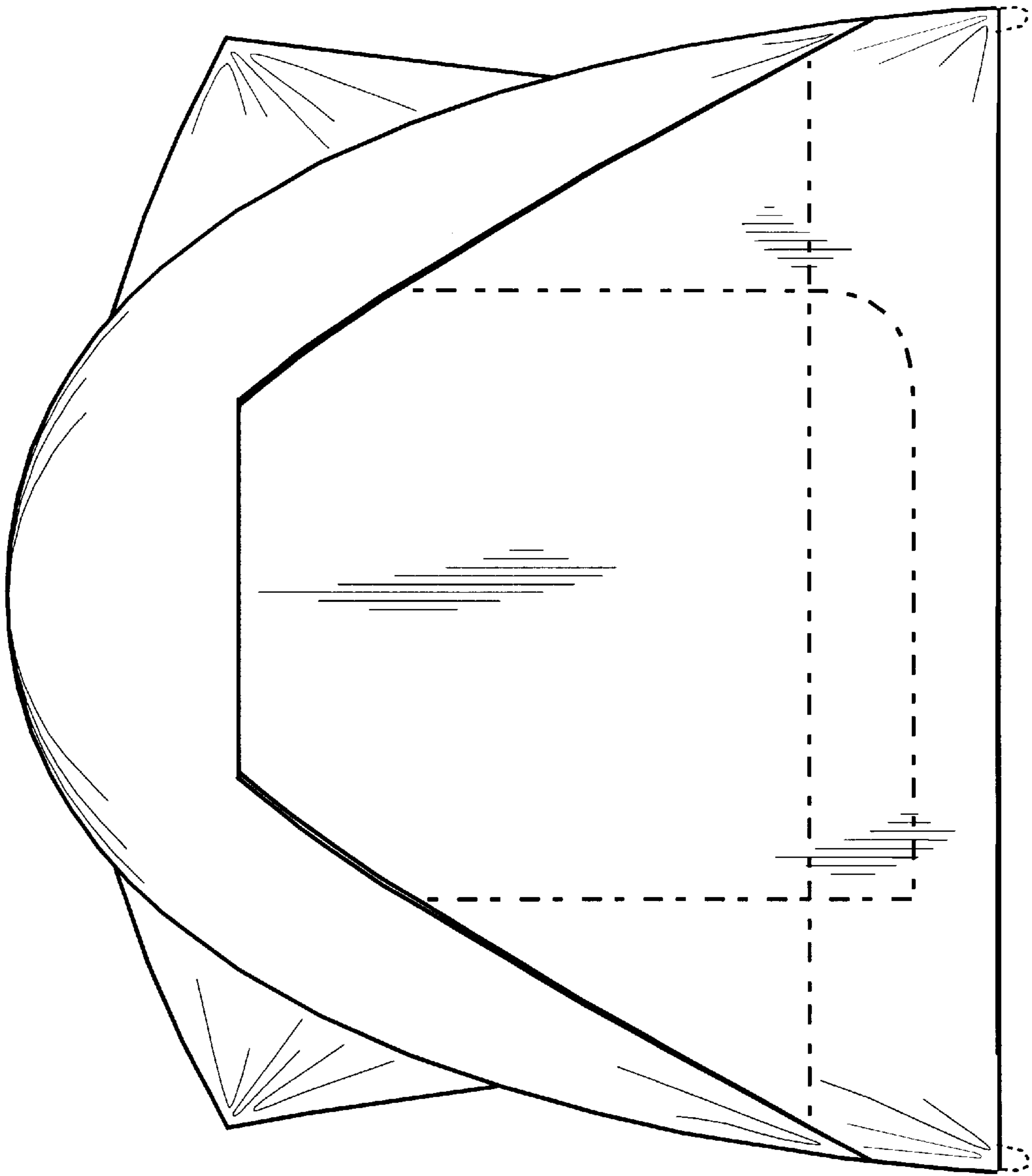


FIG. 4