



US00D457589S

(12) **United States Design Patent**  
**Friar**

(10) **Patent No.:** **US D457,589 S**

(45) **Date of Patent:** **\*\* May 21, 2002**

(54) **SHIRT-SHAPED FLOTATION DEVICE**

(75) Inventor: **Neil Friar**, London (GB)

(73) Assignee: **Inflatabill.com Limited**, London (GB)

(\*\*) Term: **14 Years**

(21) Appl. No.: **29/143,425**

(22) Filed: **Jun. 13, 2001**

(51) **LOC (7) Cl.** ..... **21-03**

(52) **U.S. Cl.** ..... **D21/808; D21/803**

(58) **Field of Search** ..... D21/803, 808,  
D21/801, 804, 805, 809, 787, 788, 798;  
D6/597, 599; D12/301, 316; 441/40, 41,  
66, 80, 88, 125, 129, 130; 472/128, 129;  
434/251, 247; 473/445; 482/88

(56) **References Cited**

**U.S. PATENT DOCUMENTS**

- D239,849 S \* 5/1976 Kopp ..... D21/788
- D246,066 S \* 10/1977 O'Farrell ..... D21/803
- D343,220 S \* 1/1994 Fireman ..... D21/803

- D348,583 S \* 7/1994 Rubin ..... D6/597
- 5,515,545 A \* 5/1996 Becton ..... D6/599
- D379,397 S \* 5/1997 McMahon ..... D21/805
- D407,123 S \* 3/1999 Peterson ..... D21/809

\* cited by examiner

*Primary Examiner*—Lucy Lieberman

(74) *Attorney, Agent, or Firm*—Lawrence E. Laubscher, Jr.

(57) **CLAIM**

The ornamental design for a shirt-shaped flotation device, as shown and described.

**DESCRIPTION**

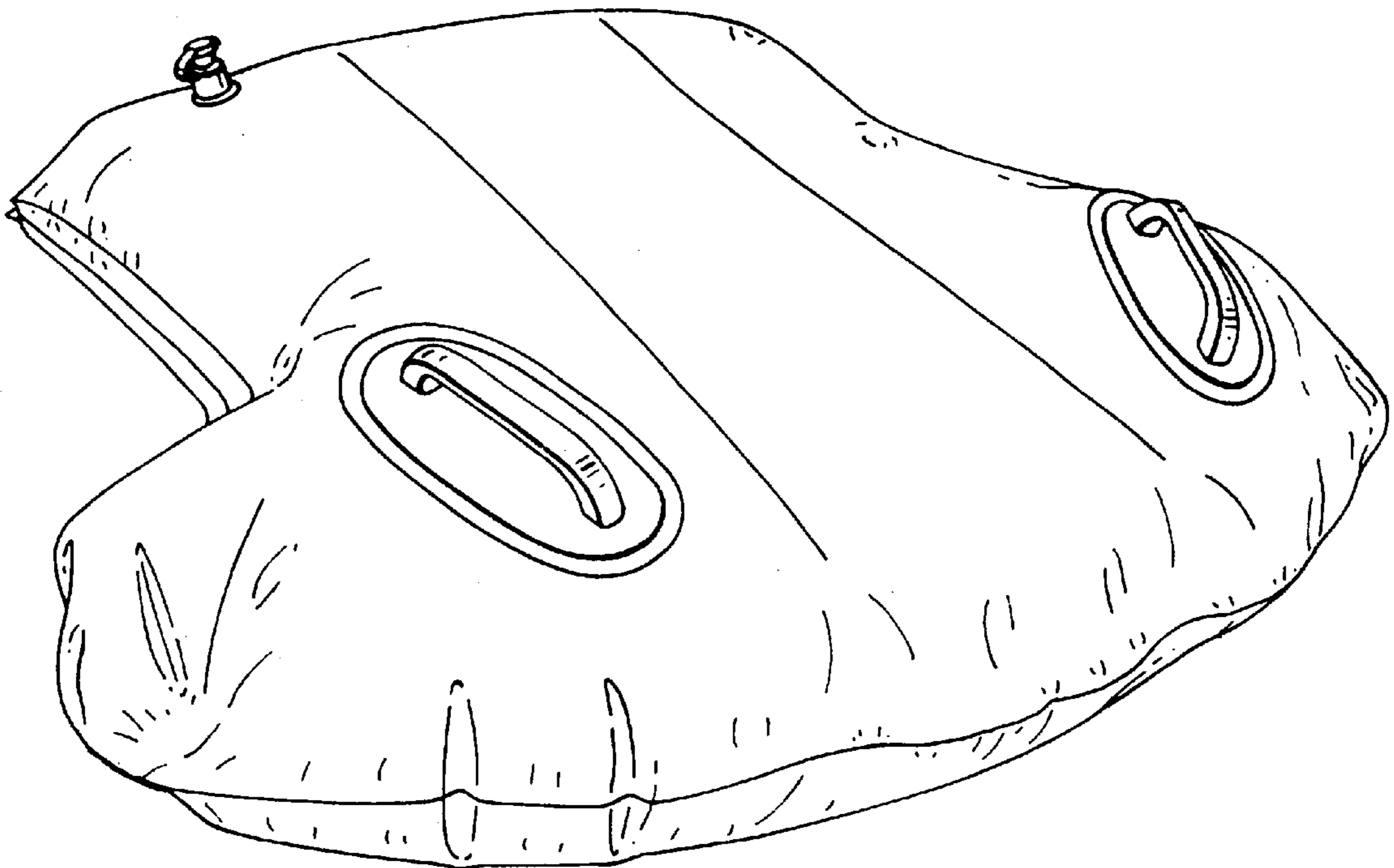
FIG. 1 is a front perspective view of a shirt-shaped flotation device depicting the present design.

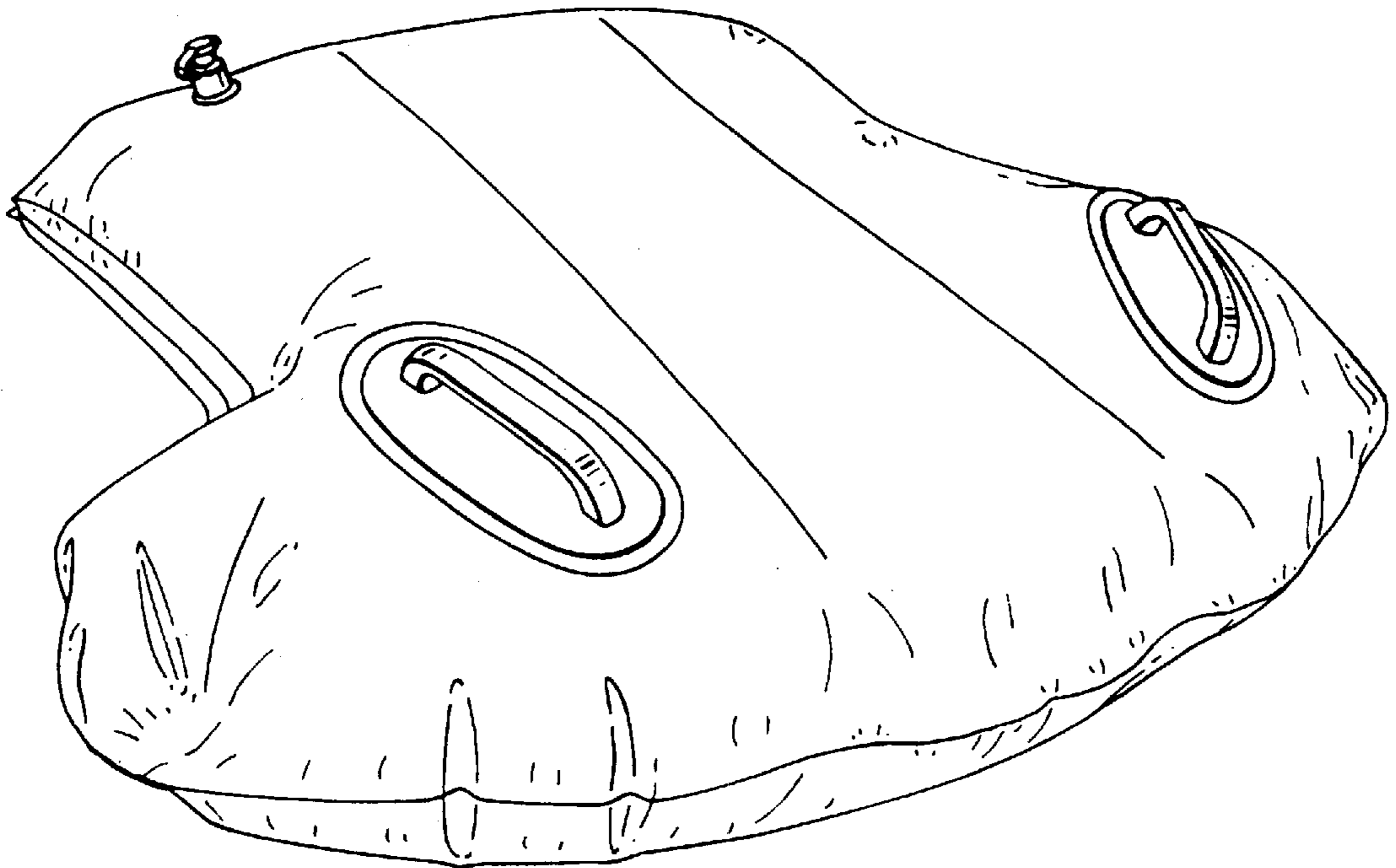
FIG. 2 is a rear perspective view of the shirt-shaped flotation device depicting the present design.

FIG. 3 is a side view of the shirt-shaped flotation device depicting the present design; and,

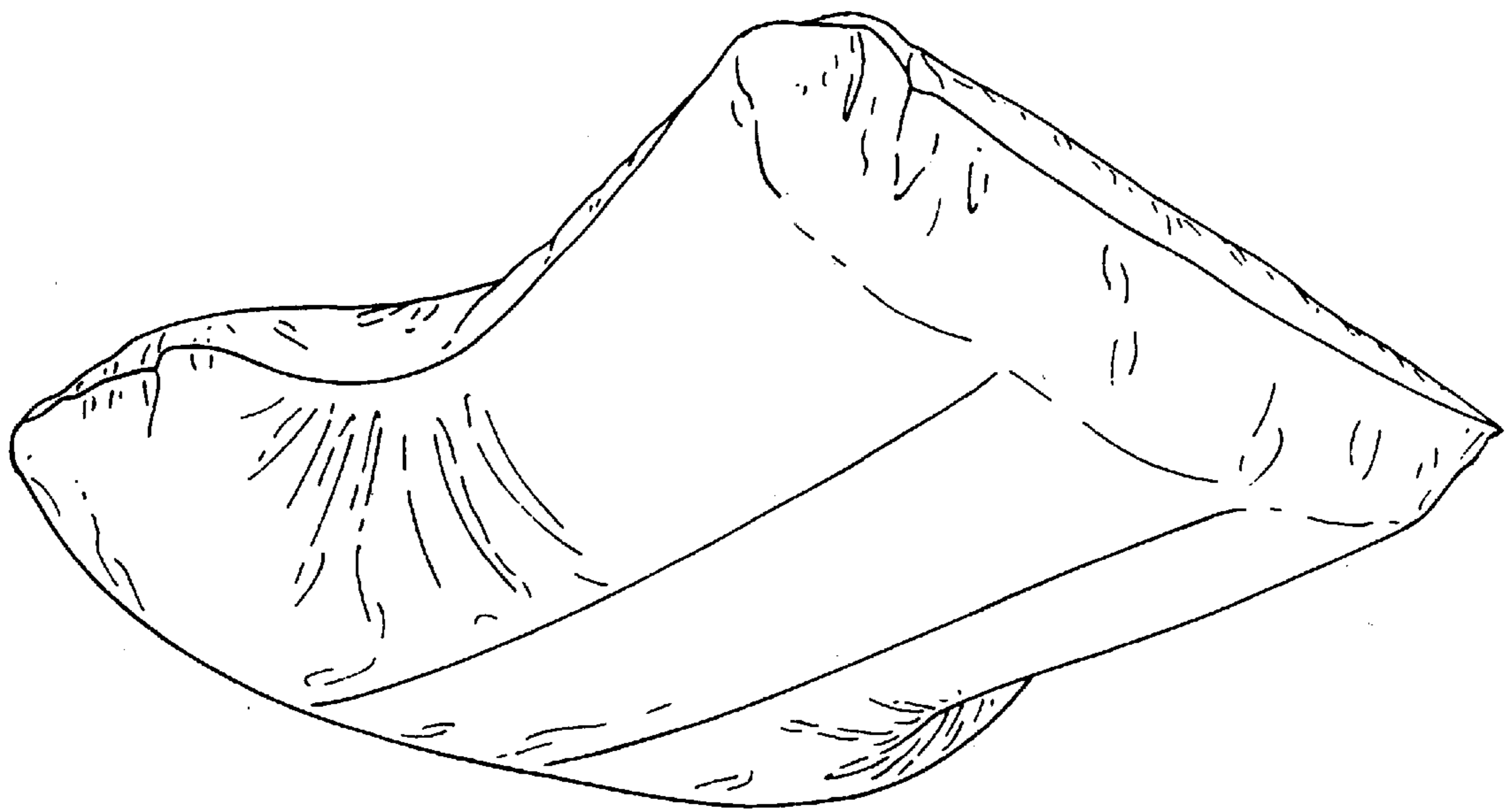
FIG. 4 is a plan view of the shirt-shaped flotation device depicting the present design.

**1 Claim, 3 Drawing Sheets**

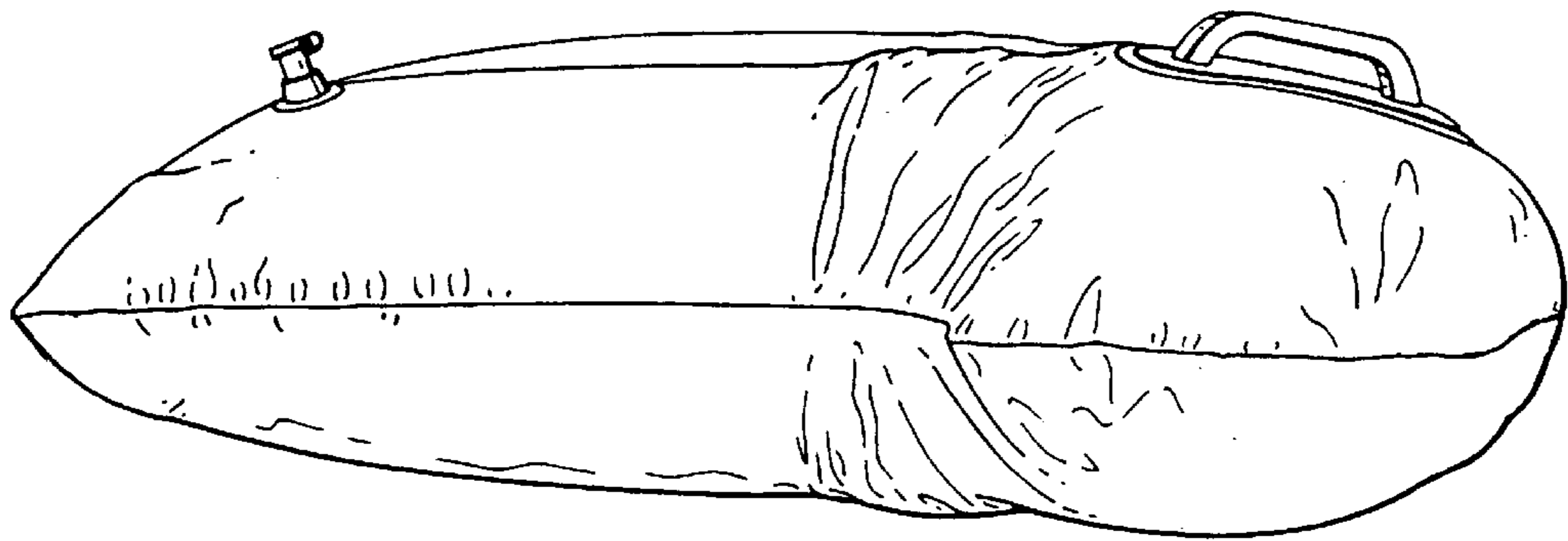




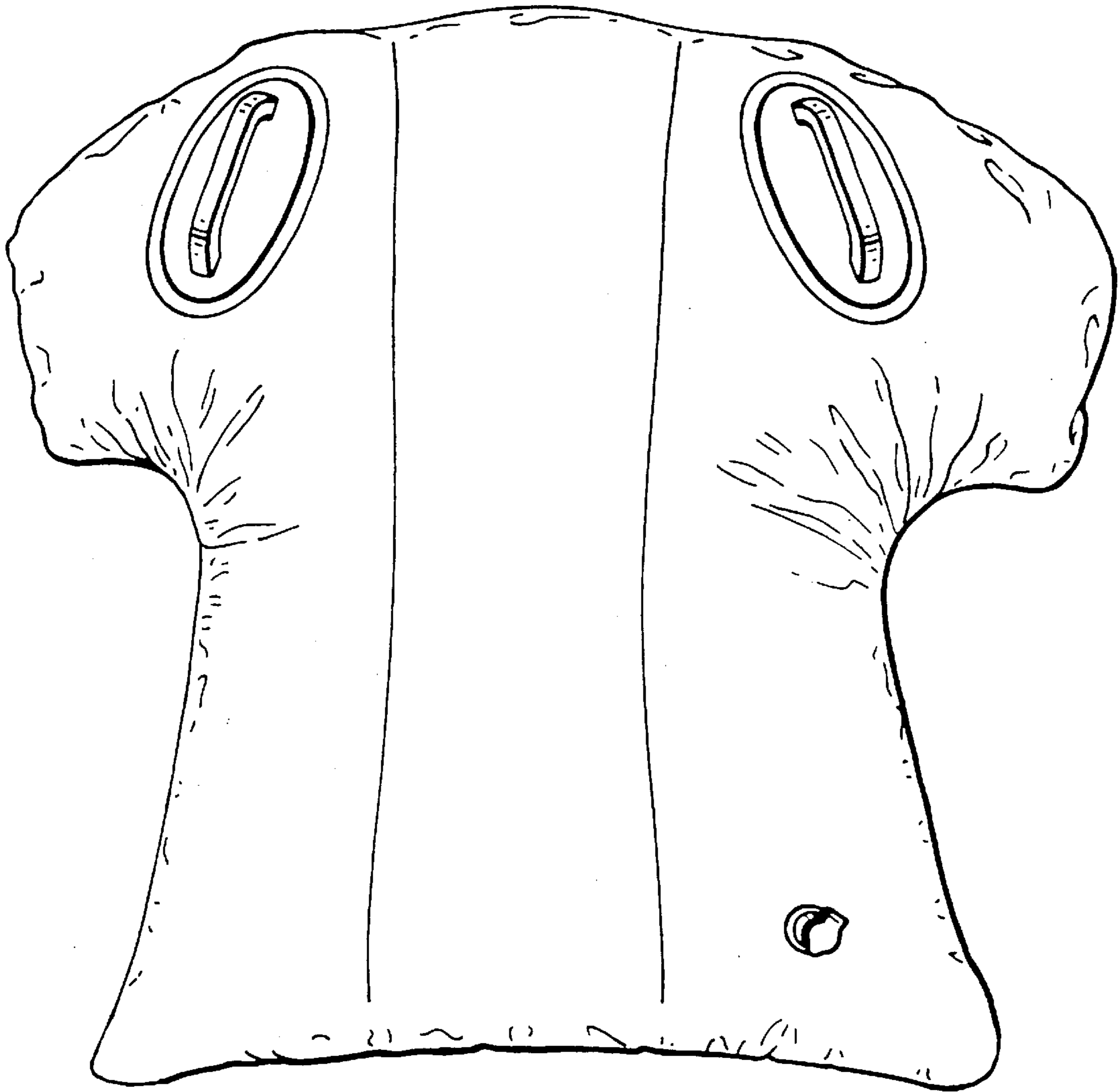
*Fig. 1*



*Fig. 2*



*Fig. 3*



*Fig. 4*