



US00D457572S

(12) **United States Design Patent**
Hornsby et al.

(10) **Patent No.:** **US D457,572 S**

(45) **Date of Patent:** **** May 21, 2002**

(54) **AMUSEMENT DEVICE**

(75) Inventors: **James Russell Hornsby; Marcellus R. Benson**, both of St. Louis; **Joseph L. McGowan**, St. Charles; **Timothy S. Brakensiek**, St. Peters; **David Niehaus**, St. Louis, all of MO (US)

(73) Assignee: **Trendmasters, Inc.**, St. Louis, MO (US)

(**) Term: **14 Years**

(21) Appl. No.: **29/136,608**

(22) Filed: **Feb. 2, 2001**

(51) **LOC (7) Cl.** **21-01**

(52) **U.S. Cl.** **D21/398**

(58) **Field of Search** D21/398, 533,
D21/548-551; 446/431, 436, 441, 448,
451, 454, 456, 465

(56) **References Cited**

U.S. PATENT DOCUMENTS

3,263,336	A	*	8/1966	Doe	446/465
3,835,583	A	*	9/1974	Manning	446/465
4,828,525	A	*	5/1989	Okano	446/441
D315,378	S	*	3/1991	Shaw	D21/533
D352,972	S	*	11/1994	Chian	D21/533
5,413,518	A	*	5/1995	Lin	446/454

D428,449	S	*	7/2000	Christianson	D21/398
D431,611	S	*	10/2000	Dilabio et al.	D21/533
6,129,607	A	*	10/2000	Hoeting	446/431

* cited by examiner

Primary Examiner—Dominic Simone

(74) *Attorney, Agent, or Firm*—Dorsey & Whitney LLP

(57) **CLAIM**

The ornamental design for an amusement device, as shown.

DESCRIPTION

FIG. 1 is a perspective view depicting the subject amusement device.

FIG. 2 is an elevational view of one side of the amusement device depicted in FIG. 1.

FIG. 3 is an elevational view of the side opposite the side depicted in FIG. 2 of the subject amusement device.

FIG. 4 is an elevational view of the back side of the amusement device depicted in FIG. 1.

FIG. 5 is an elevational view of the front side of the amusement device depicted in FIG. 1.

FIG. 6 is a top plan view of the amusement device depicted in FIG. 1.

FIG. 7 is a bottom plan view of the amusement device depicted in FIG. 1; and,

FIG. 8 is a perspective view depicting another embodiment of the subject amusement device.

1 Claim, 8 Drawing Sheets




Fig. 1




Fig. 2




Fig. 3




Fig. 4

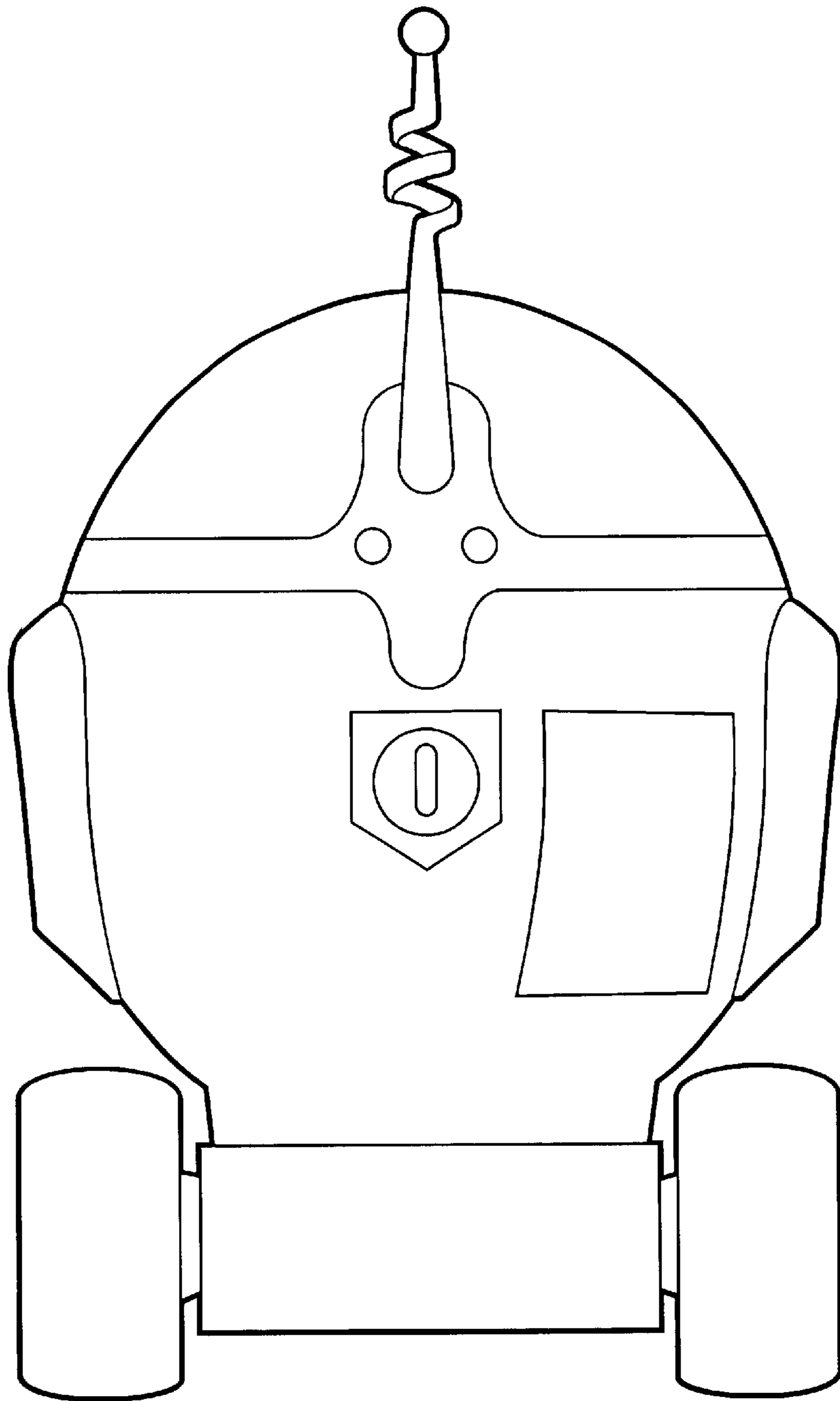


Fig. 5

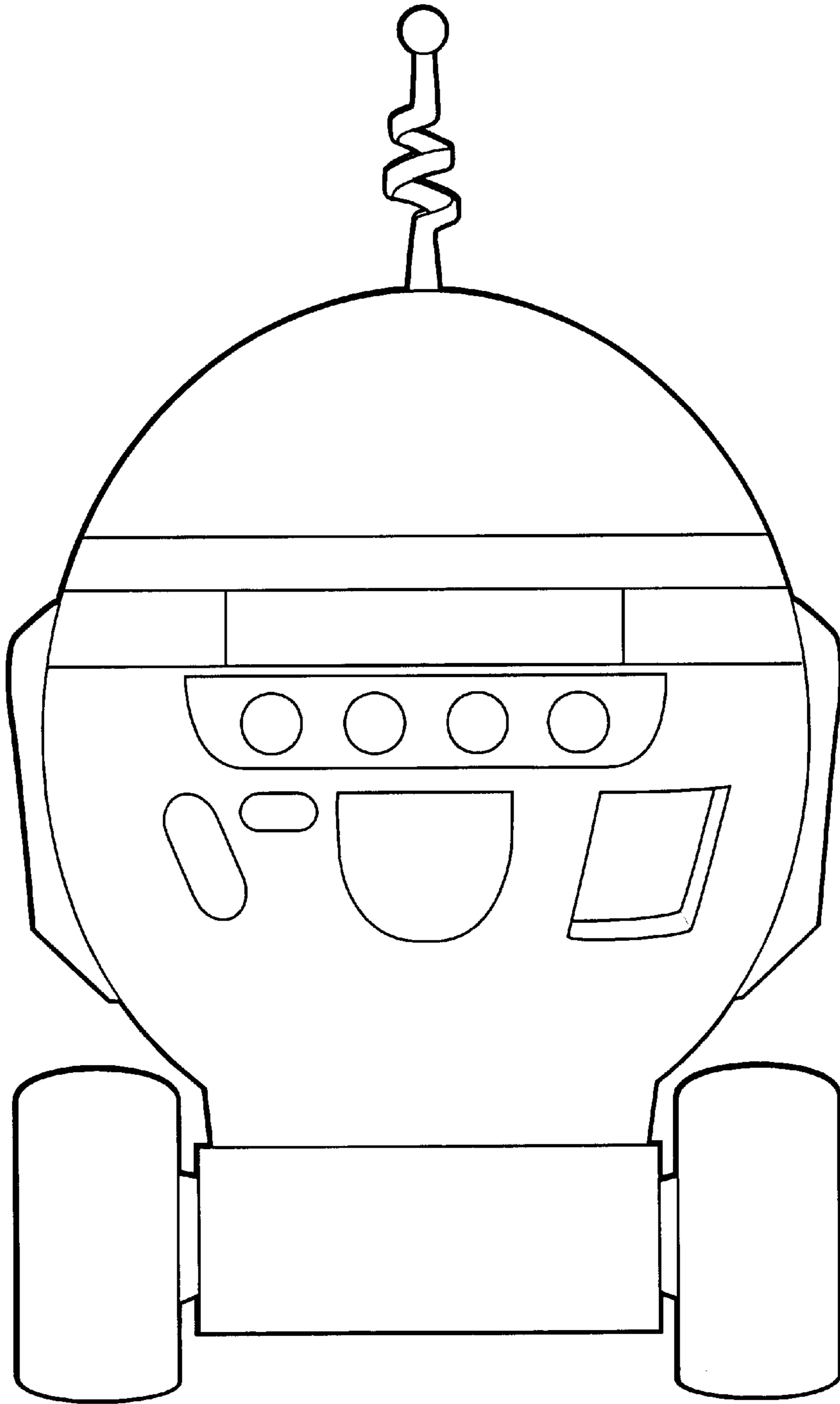


Fig. 6

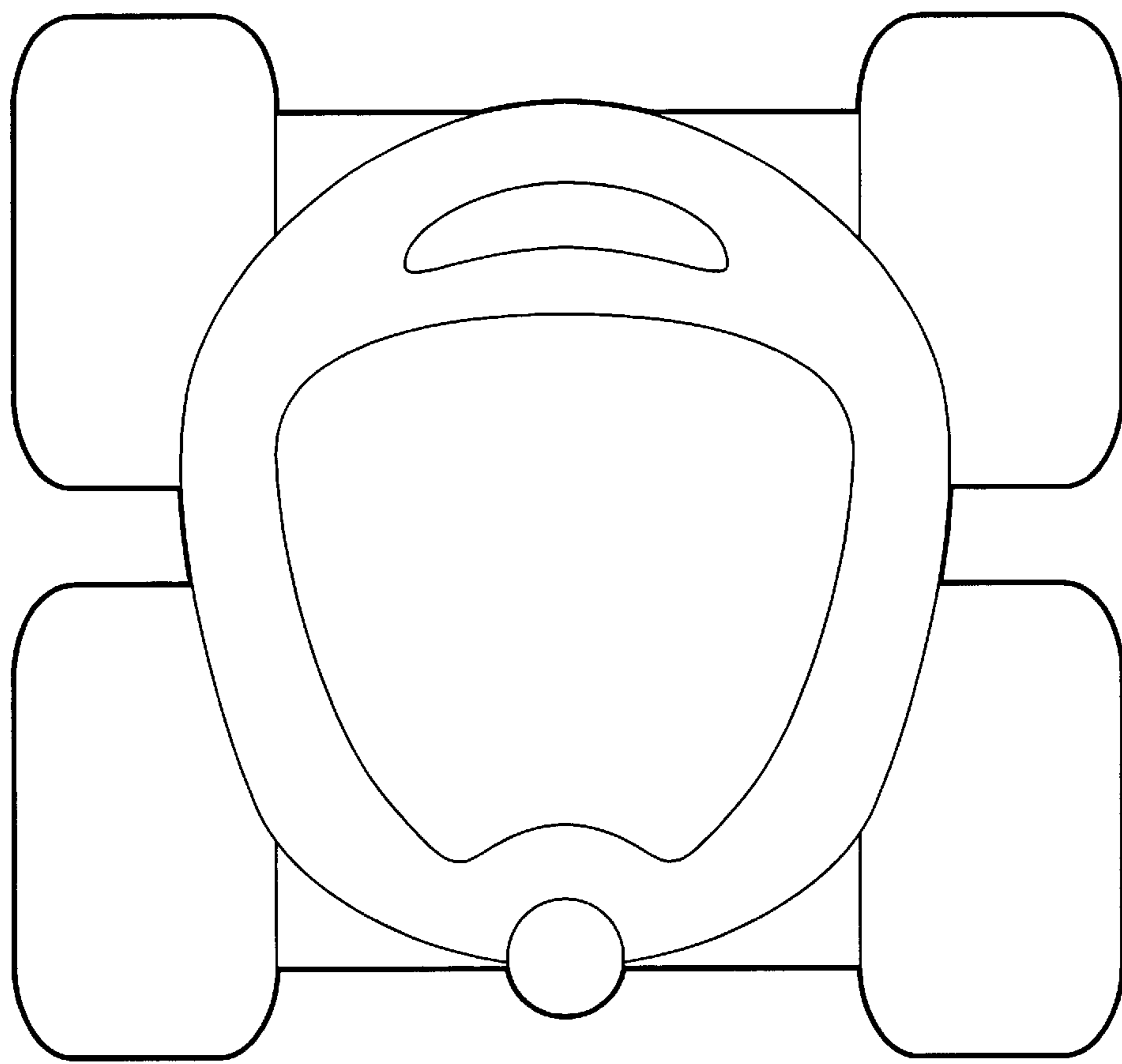


Fig. 7

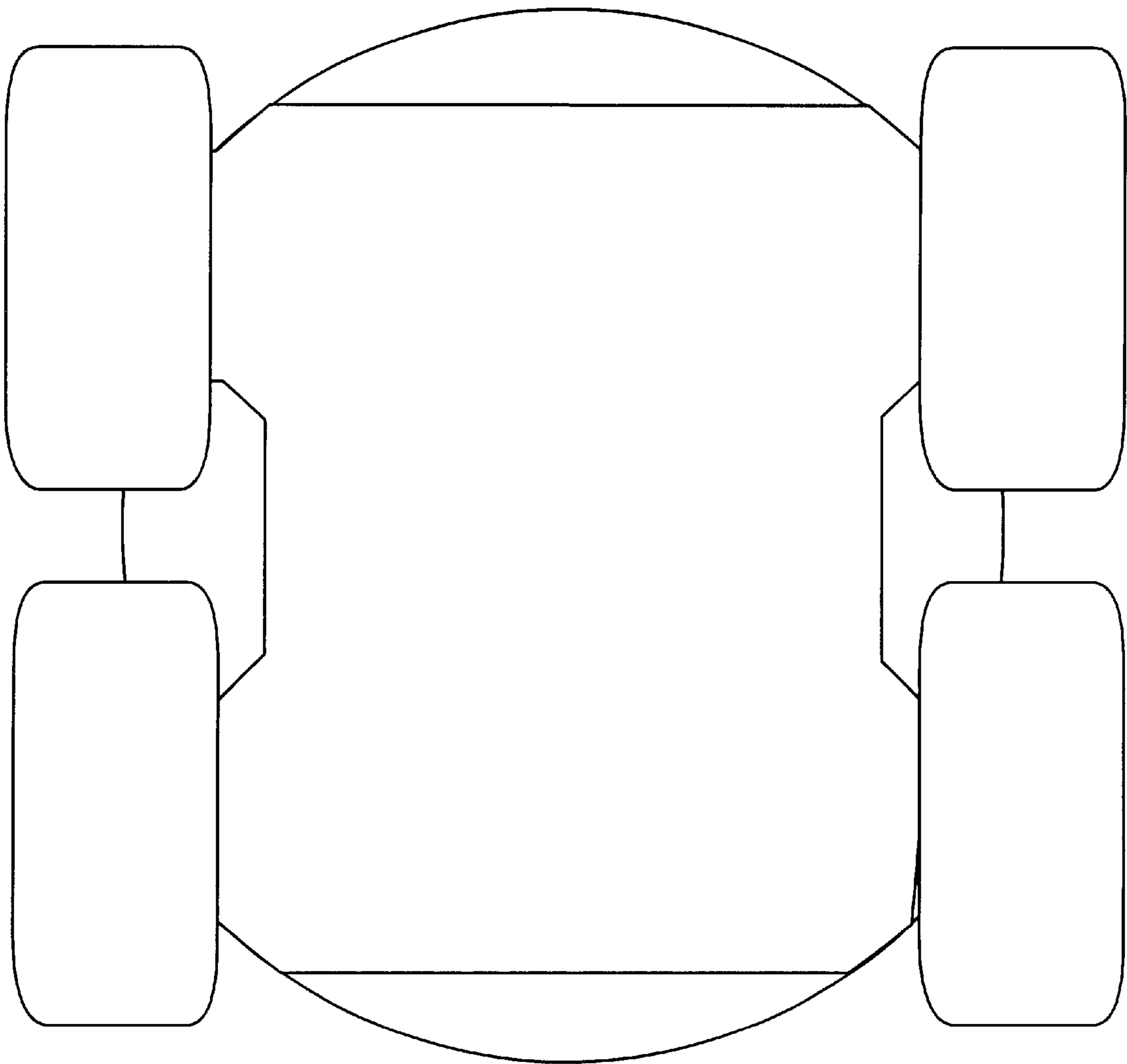


Fig. 8

