



US00D457568S

(12) **United States Design Patent**
Leon

(10) **Patent No.:** **US D457,568 S**

(45) **Date of Patent:** **** May 21, 2002**

(54) **POSTAGE LABEL**

(75) Inventor: **JP Leon**, San Carlos, CA (US)

(73) Assignee: **Neopost S.A.**, Bagnaux (FR)

(**) Term: **14 Years**

(21) Appl. No.: **29/125,078**

(22) Filed: **Jun. 16, 2000**

(51) **LOC (7) Cl.** **20-02**

(52) **U.S. Cl.** **D20/22**

(58) **Field of Search** D20/22-28; 40/299.01,
40/625, 630, 638; 283/62, 81, 117

(56) **References Cited**

U.S. PATENT DOCUMENTS

| | | | | | |
|------------|---|---------|--------------------|-------|--------|
| D311,030 S | * | 10/1990 | Nanican | | D20/22 |
| D319,669 S | * | 9/1991 | Kronberg | | D20/22 |
| D405,118 S | * | 2/1999 | Murphy, Sr. et al. | | D20/27 |
| D430,902 S | * | 9/2000 | Aakermann | | D20/22 |
| D432,176 S | * | 10/2000 | Stevens | | D20/22 |

* cited by examiner

Primary Examiner—Marcus A. Jackson

(74) *Attorney, Agent, or Firm*—Townsend and Townsend and Crew LLP

(57) **CLAIM**

The ornamental design for postage label, as shown and described.

DESCRIPTION

FIG. 1 is a top plan view of a postage label showing my new design;

FIG. 2 is a front elevational view thereof, the rear elevational view being identical;


FIG. 3 is a right side elevational view thereof, the left side elevational view being identical;

FIG. 4 is a bottom plan view thereof; and,

FIG. 5 is an enlargement of a portion of a line of microprinting vertically disposed on the left side of the top plan view of FIG. 1 and being spaced from the left edge by the shaded region, the content of the line of microprinting forming no part of the claimed design.

Phantom lining, where utilized, is for illustrative purposes only, and is not intended to limit the claimed design to the features shown in phantom.

1 Claim, 1 Drawing Sheet






FIG. 1



FIG. 2



FIG. 3




FIG. 4

NEOPOSTNEOPOSTNEOPOSTNEO
POSTNEOPOSTNEOPOSTNEOPOST

FIG. 5