



US00D457564S

(12) **United States Design Patent**
Kimura

(10) **Patent No.:** **US D457,564 S**

(45) **Date of Patent:** **** May 21, 2002**

(54) **CORRECTION TAPE DISPENSER**

(75) Inventor: **Shigeru Kimura**, Tokorozawa (JP)

(73) Assignee: **Tombow Pencil Co., Ltd.**, Tokyo (JP)

(**) Term: **14 Years**

(21) Appl. No.: **29/150,252**

(22) Filed: **Nov. 16, 2001**

Related U.S. Application Data

(62) Division of application No. 29/139,708, filed on Apr. 4, 2001.

(30) **Foreign Application Priority Data**

Oct. 4, 2000 (JP) 2000-028085
Oct. 4, 2000 (JP) 2000-028086

(51) **LOC (7) Cl.** **19-06**

(52) **U.S. Cl.** **D19/53; D19/69**

(58) **Field of Search** D19/53, 66, 65,
D19/67-69, 99, 100; 206/389, 395-398,
411, 415; 225/6, 7, 9, 25, 34-36, 45, 46,
52, 56, 53, 65, 77, 89; 156/327, 527, 523,
577; 222/158; 242/588, 588.1-588.6, 419.4;
15/104.94

(56) **References Cited**

U.S. PATENT DOCUMENTS

5,430,904 A * 7/1995 Ono et al. 15/104.94

5,512,128 A * 4/1996 Manusch et al. 156/577
5,595,626 A * 1/1997 Yokouchi et al. 156/577
D378,532 S * 3/1997 Suzuki D19/69
5,670,014 A * 9/1997 Mendelovich et al. 156/523
D424,619 S * 5/2000 Katami D19/69
D436,129 S * 1/2001 Fujihara D19/53

* cited by examiner

Primary Examiner—Martie K. Holtje

(74) *Attorney, Agent, or Firm*—Birch, Stewart, Kolasch & Birch

(57) **CLAIM**

The ornamental design for a correction tape dispenser, as shown and described.

DESCRIPTION

FIG. 1 is a left side elevational view of a non-transparent embodiment correction tape dispenser of this invention; FIG. 2 is a front end elevational view of the correction tape dispenser of FIG. 1; FIG. 3 is a rear end elevational view of the correction tape dispenser of FIG. 1; FIG. 4 is a top plan view of the correction tape dispenser of FIG. 1; FIG. 5 is a bottom plan view of the correction tape dispenser of FIG. 1; FIG. 6 is a right side elevational view of the correction tape dispenser of FIG. 1; and, FIG. 7 is a top front perspective view of the correction tape dispenser of FIG. 1.

1 Claim, 2 Drawing Sheets

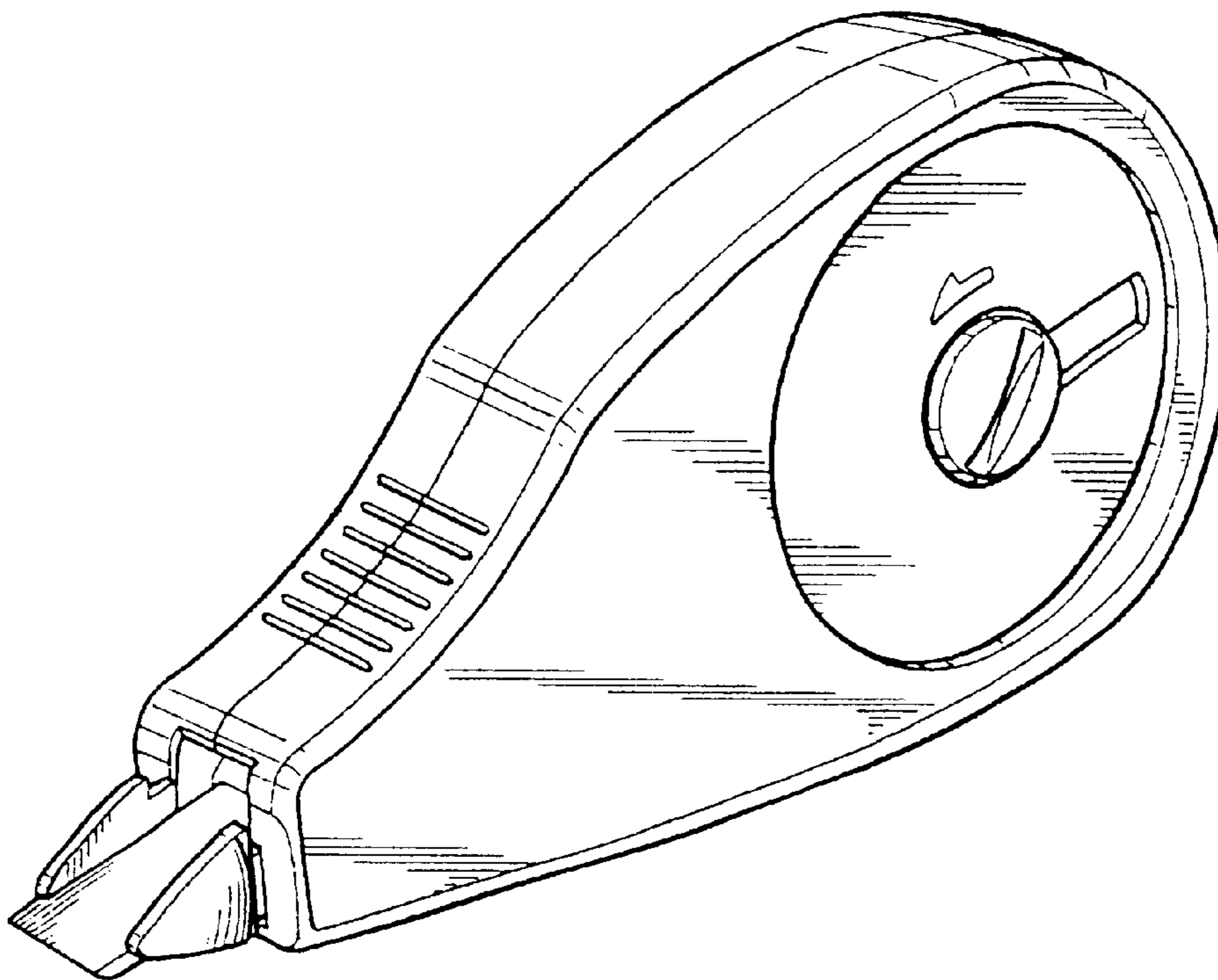


FIG.1

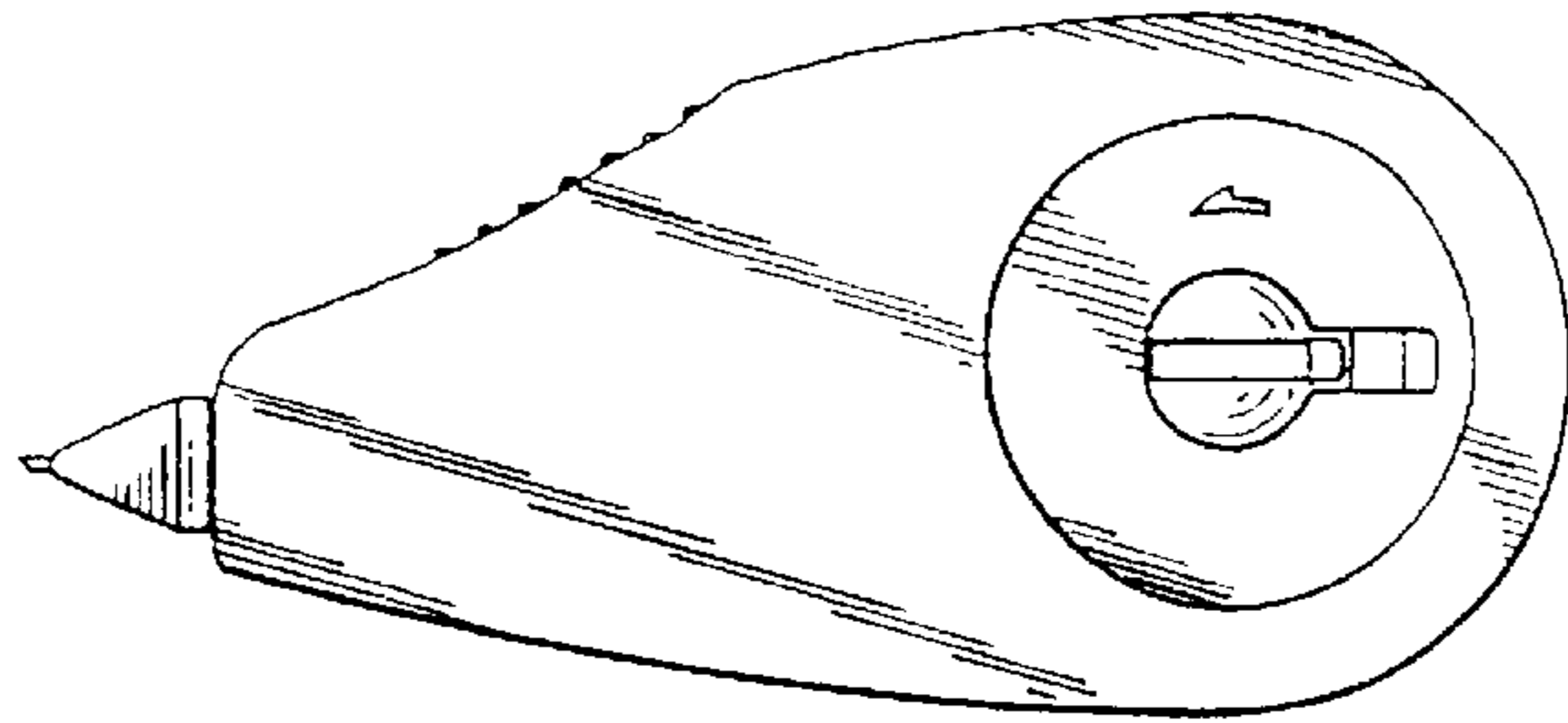


FIG.2

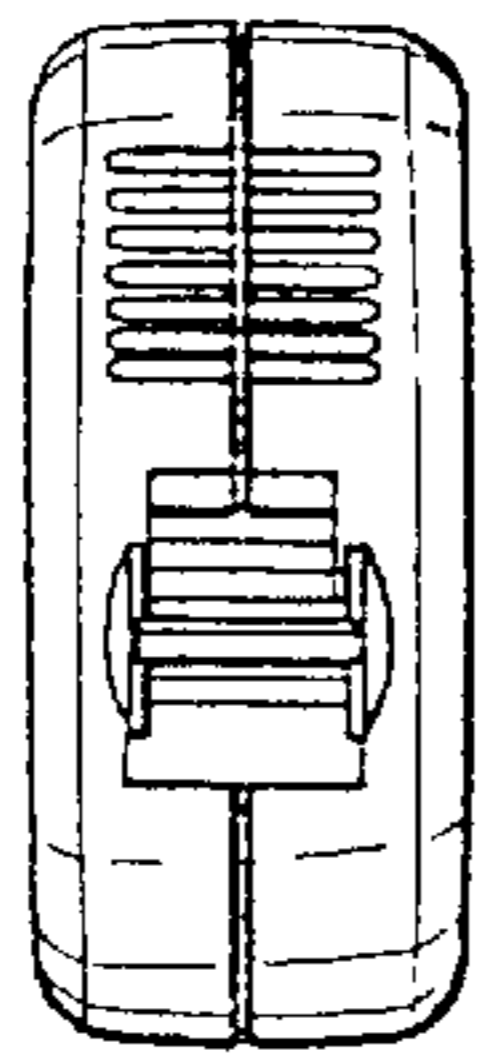


FIG.3




FIG.4

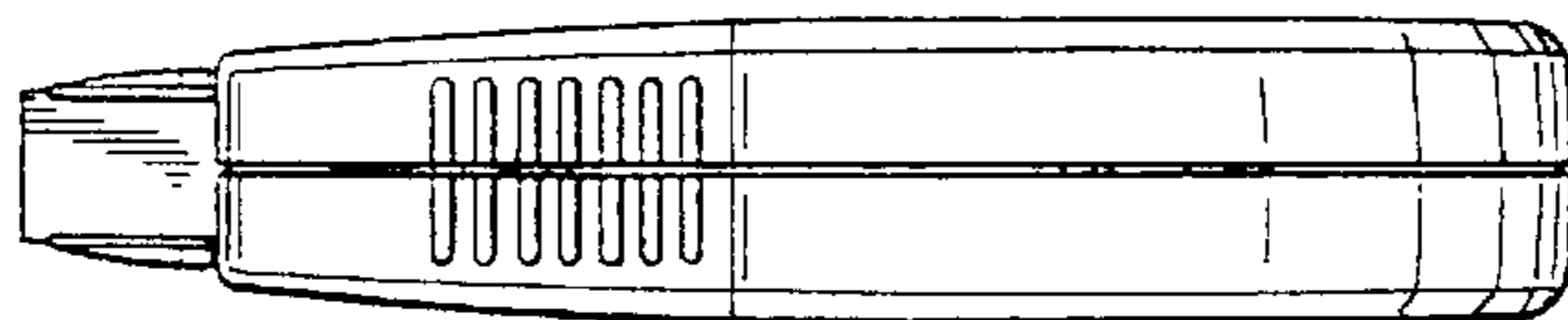


FIG.5




FIG.6




FIG.7

