



US00D457561S

(12) **United States Design Patent**
Salz et al.

(10) **Patent No.:** **US D457,561 S**

(45) **Date of Patent:** **** May 21, 2002**

(54) **COMBINATION FLEXIBLE BOOKMARK
AND MULTI-USE POUCH**

(76) Inventors: **Jennifer B. Salz; Jeanne Bender**, both
of 14220 Minorca Cove, Del Mar, CA
(US) 92014

(**) Term: **14 Years**

(21) Appl. No.: **29/118,968**

(22) Filed: **Feb. 18, 2000**

(51) **LOC (7) Cl.** **19-99**

(52) **U.S. Cl.** **D19/34**

(58) **Field of Search** D19/26, 34; D3/265,
D3/266, 206, 230, 233, 219; 24/313, 10 R,
3, 12; 116/238, 234, 235, 236, 237, 239;
206/5, 38, 472, 473, 260

(56) **References Cited**

U.S. PATENT DOCUMENTS

645,814	A	*	3/1900	Johnson	24/3.8
2,096,354	A	*	10/1937	Bershad	116/237
2,850,152	A	*	9/1958	Marrufo	206/234
D208,670	S	*	9/1967	Marks	D3/265
3,949,916	A	*	4/1976	Yount	224/240
D281,982	S	*	12/1985	Hammond	D19/34
D297,148	S	*	8/1988	Freedman	D19/34
5,325,959	A	*	7/1994	Goldberger	206/5

* cited by examiner

Primary Examiner—Paula A. Mortimer

(74) *Attorney, Agent, or Firm*—Richard D. Clarke

(57) **CLAIM**

We claim the design for a combination flexible bookmark and multi-use pouch, as shown and described.

DESCRIPTION

FIG. 1 is a perspective view of the combination flexible bookmark and multi-use pouch, in place on a book, holding a pair of eyeglasses and a writing utensil;

FIG. 2 is a side elevation view of the combination flexible bookmark and multi-use pouch, showing the flexible bookmark in the down position, where the other side is identical;

FIG. 3 is a top view of the combination flexible bookmark and multi-use pouch;

FIG. 4 is a bottom view of the combination flexible bookmark and multi-use pouch;

FIG. 5 is a front view of the combination flexible bookmark and multi-use pouch, showing the flexible bookmark in the down position;


FIG. 6 is a back view of the combination flexible bookmark and multi-use pouch, showing the flexible bookmark in the up position;

FIG. 7 is a side elevational view of the combination flexible bookmark and multi-use pouch, showing the flexible bookmark in the up position where the other side is identical; and,

FIG. 8 is a front view of the combination flexible bookmark and multi-use pouch, showing the flexible bookmark portion in the up position.

The broken line showing of a book, eyeglasses and a writing utensil on FIG. 1 is for illustrative purposes only and forms no part of the claimed design.

1 Claim, 3 Drawing Sheets



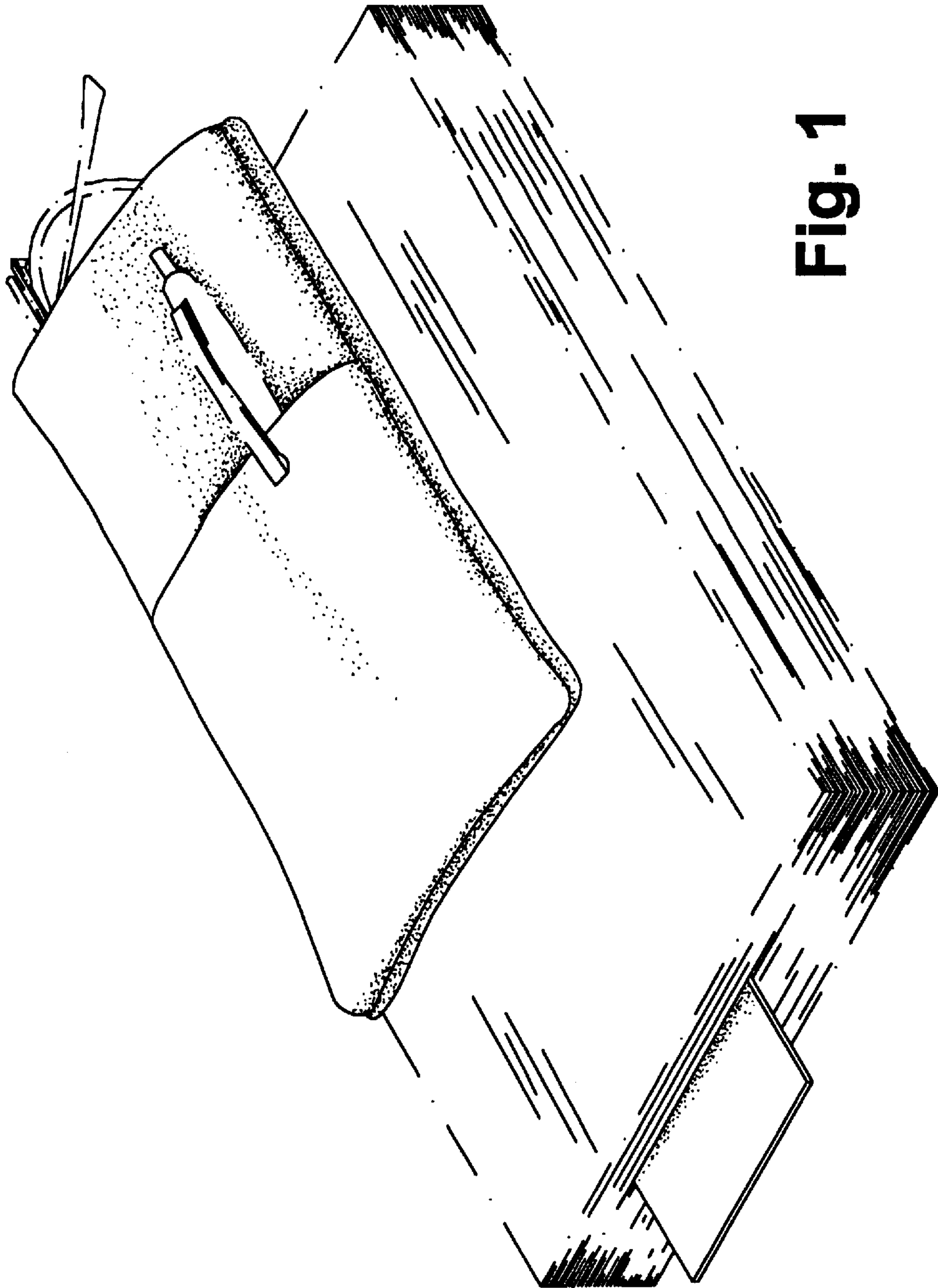


Fig. 1




Fig. 3

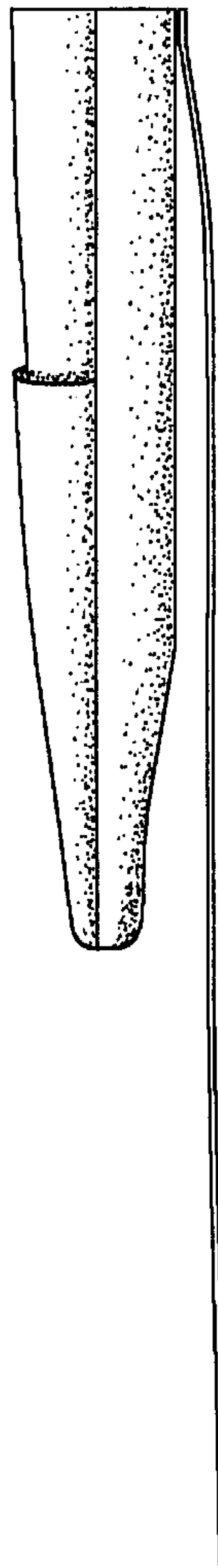


Fig. 2

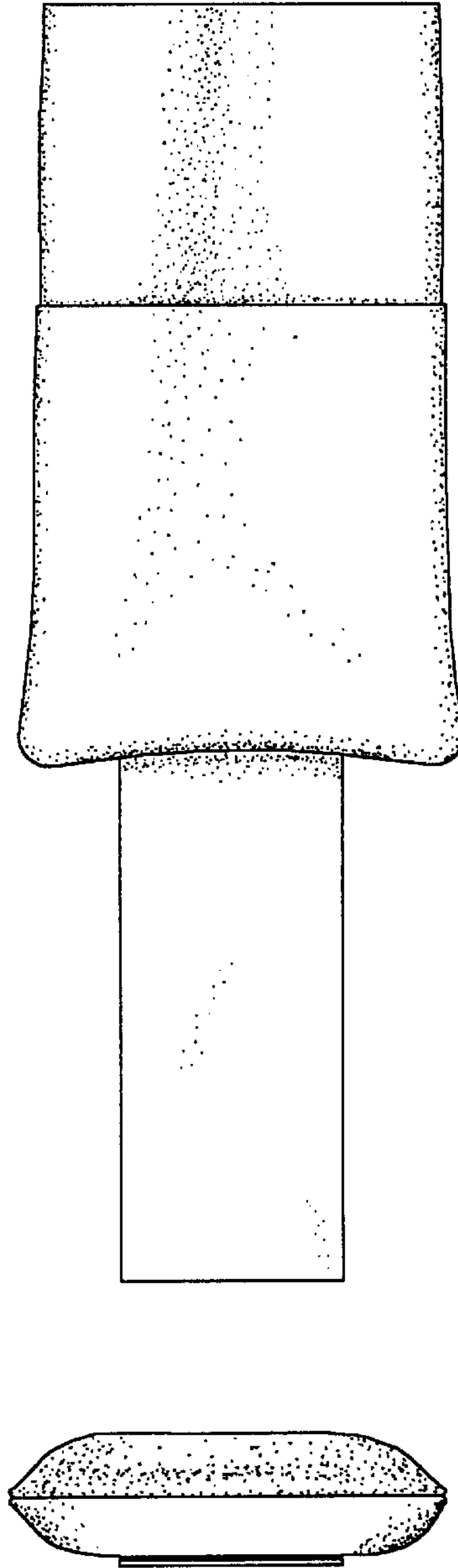


Fig. 5

Fig. 4

