



US00D457558S

(12) **United States Design Patent**
Barlow

(10) **Patent No.:** **US D457,558 S**

(45) **Date of Patent:** **** May 21, 2002**

(54) **SPIRAL GUIDE**

(75) **Inventor:** **Glyn Barlow**, 23 Britten Road,
Basingstoke, Hampshire RG22 4HN
(GB)

(73) **Assignee:** **Glyn Barlow (GB)**

(**) **Term:** **14 Years**

(21) **Appl. No.:** **29/125,261**

(22) **Filed:** **Jun. 20, 2000**

(30) **Foreign Application Priority Data**

Dec. 20, 1999 (GB) 2088950

(51) **LOC (7) Cl.** **19-04**

(52) **U.S. Cl.** **D19/27**

(58) **Field of Search** D19/27; 402/31,
402/57, 60, 70, 73, 80 R, 501; 281/3.1,
16

(56) **References Cited**

U.S. PATENT DOCUMENTS

416,373 A * 12/1889 O'Marra 402/80 X

1,556,049 A * 10/1925 Trussell 402/60
2,852,279 A * 9/1958 Drulard 402/31
3,028,178 A * 4/1962 Pietrangeli et al. D19/27 X
3,351,065 A * 11/1967 Roush 402/70
4,907,905 A * 3/1990 Fournier 402/80 R
D319,660 S * 9/1991 Moor D19/27

* cited by examiner

Primary Examiner—Paul A. Mortimer

(74) *Attorney, Agent, or Firm*—Fredrikson & Byron, P.A.

(57) **CLAIM**

The ornamental design for a spiral guide, as shown and described.

DESCRIPTION

FIG. 1 is a perspective view of a spiral guide showing my new design;

FIG. 2 is a side elevational view thereof;

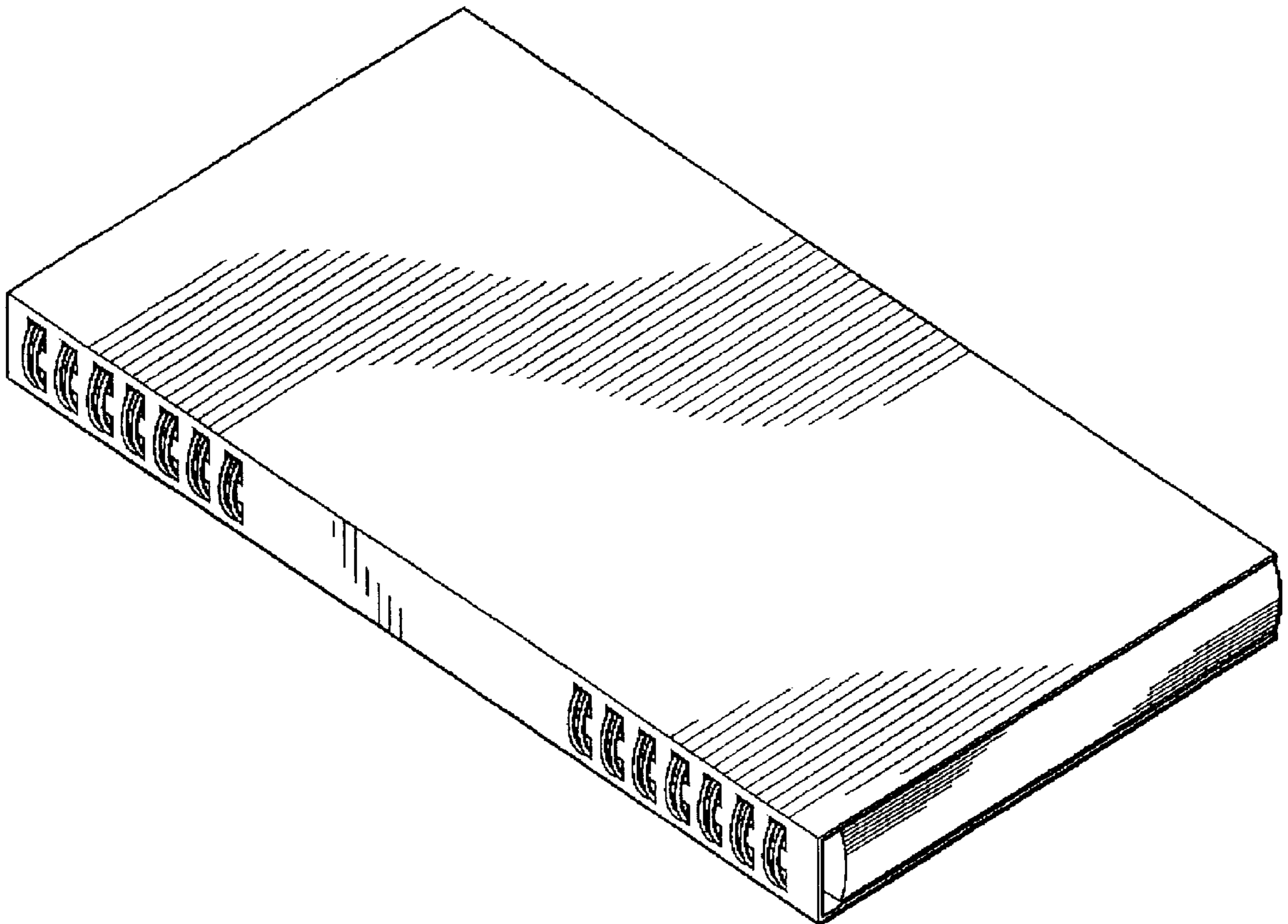
FIG. 3 is a opposite side elevational view thereof;

FIG. 4 is a top plan view thereof, the bottom is a mirror image;

FIG. 5 is a front elevational view thereof; and,

FIG. 6 is a front elevational view in an open position.

1 Claim, 6 Drawing Sheets



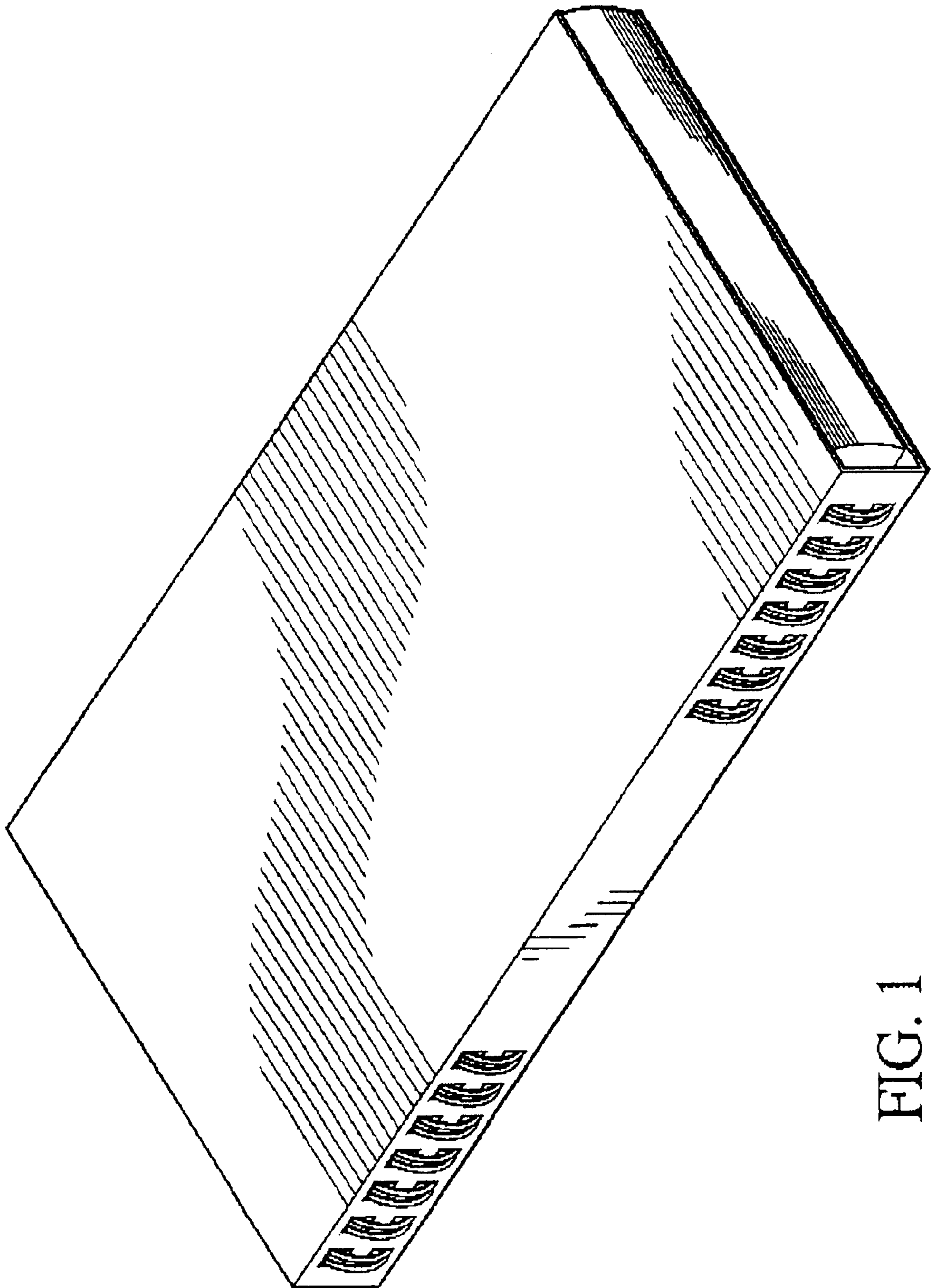


FIG. 1




FIG. 2



FIG. 3




FIG. 4

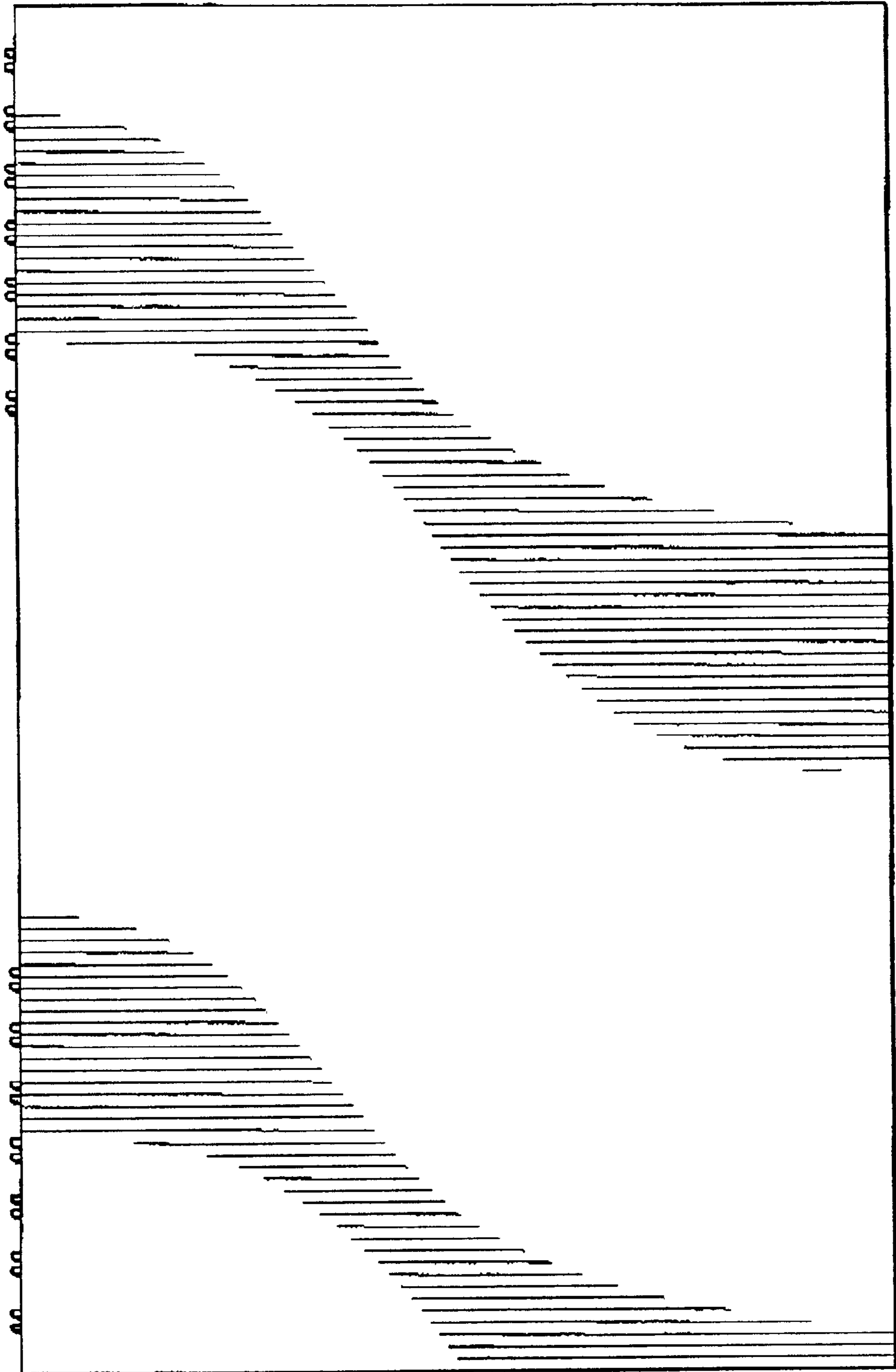


FIG. 5

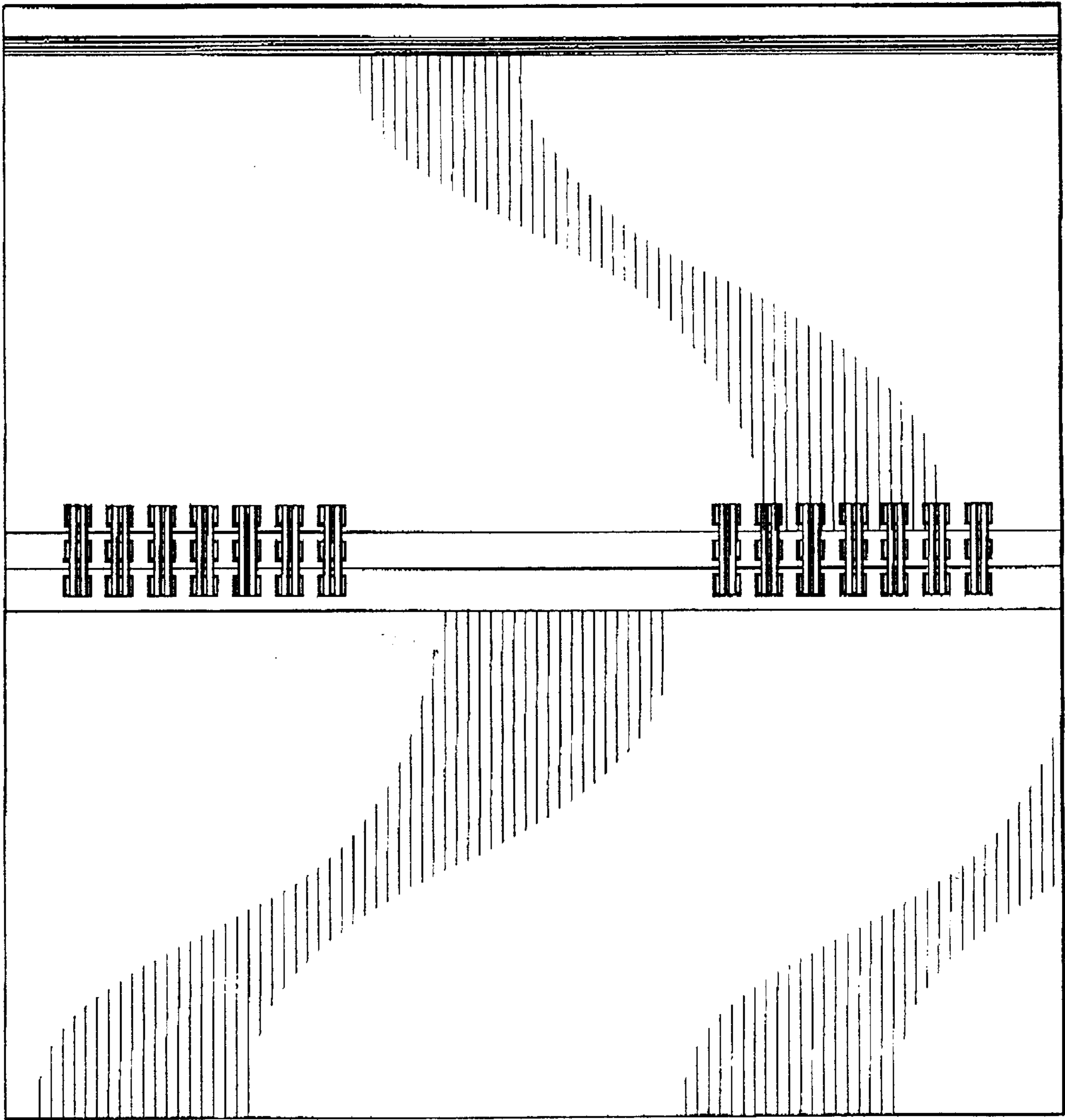


FIG. 6