



US00D457556S

(12) **United States Design Patent**  
**Hochschild**

(10) **Patent No.:** **US D457,556 S**

(45) **Date of Patent:** **\*\* May 21, 2002**

(54) **CREDIT CARD**

D436,991 S 1/2001 Morgante ..... D19/9

(75) Inventor: **Roger C. Hochschild**, Winnetka, IL (US)

\* cited by examiner

(73) Assignee: **Discover Financial Services, Inc.**, Riverwoods, IL (US)

*Primary Examiner*—Doris V. Coles

*Assistant Examiner*—Elizabeth Ann Albert

(\*\*) Term: **14 Years**

(74) *Attorney, Agent, or Firm*—Sidley Austin Brown & Wood; Hugh A. Abrams

(21) Appl. No.: **29/133,861**

(57) **CLAIM**

(22) Filed: **Dec. 8, 2000**

The ornamental design for a credit card, as shown and described.

(51) **LOC (7) Cl.** ..... **19-08**

**DESCRIPTION**

(52) **U.S. Cl.** ..... **D19/9**

FIG. 1 is a top view of the credit card with a hole for attachment to a key chain showing a first embodiment of the present invention;

(58) **Field of Search** ..... D14/435, 436,

D14/437, 438; D19/9, 10, 11, 12; 235/380,

382, 449, 454, 488; 283/109, 904; 360/2;

428/916

FIG. 2 is a bottom view of the credit card of FIG. 1;

FIG. 3 is a side view of the credit card of FIG. 1 as seen from the left-hand side of FIG. 1;

FIG. 4 is a side view of the credit card of FIG. 1 as seen from the right-hand side of FIG. 1;

(56) **References Cited**

**U.S. PATENT DOCUMENTS**

D280,214 S	*	8/1985	Opel	.....	D19/9
4,739,877 A		4/1988	Olson	.....	206/38.1
4,829,168 A	*	5/1989	Nakahara	.....	D19/10
D368,903 S	*	4/1996	Ohmori et al.	.....	D14/438
D369,156 S	*	4/1996	Ohmori et al.	.....	D14/438
D369,157 S	*	4/1996	Ohmori et al.	.....	D14/438
D372,358 S		8/1996	Mathison	.....	D3/247
D396,882 S		8/1998	Neal, Jr.	.....	D19/10
D419,289 S		1/2000	Edwards	.....	D3/208
D427,168 S	*	6/2000	Iwasaki	.....	D14/438

FIG. 5 is a top view of the credit card illustrating the location of the credit card number, cardholder's name and company logo; and,

FIG. 6 is a bottom view of the credit card illustrating the location of the magnetic strip and cardholder's signature box.

The broken lines in FIGS. 5 and 6 are for illustrative purposes only and form no part of the claimed design.

**1 Claim, 1 Drawing Sheet**

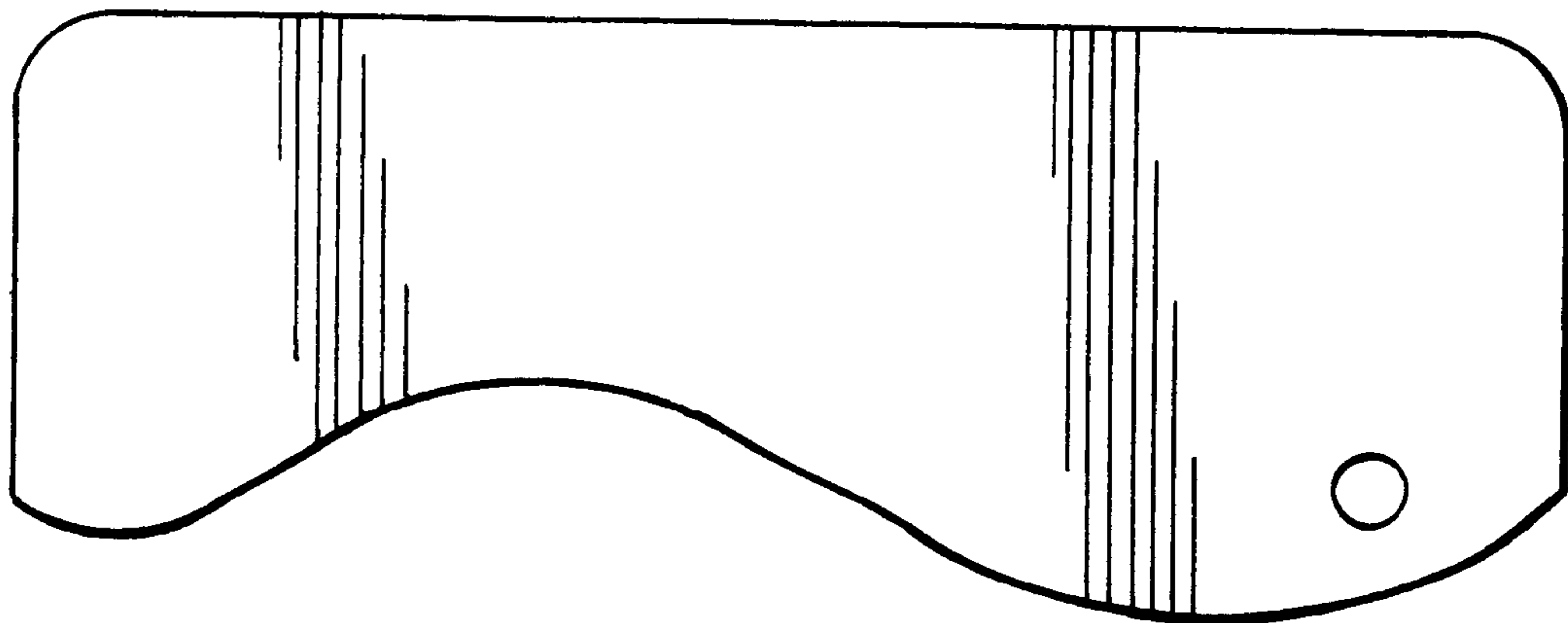


FIG.1

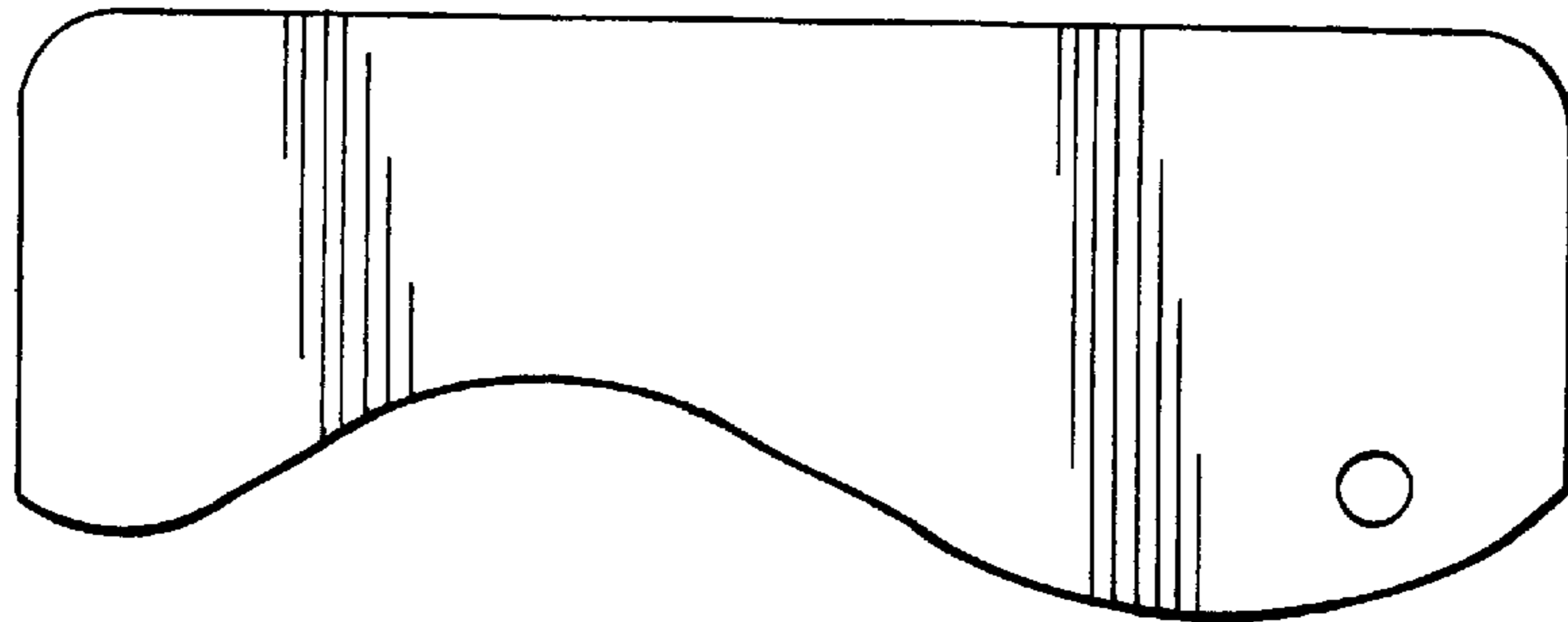


FIG.2

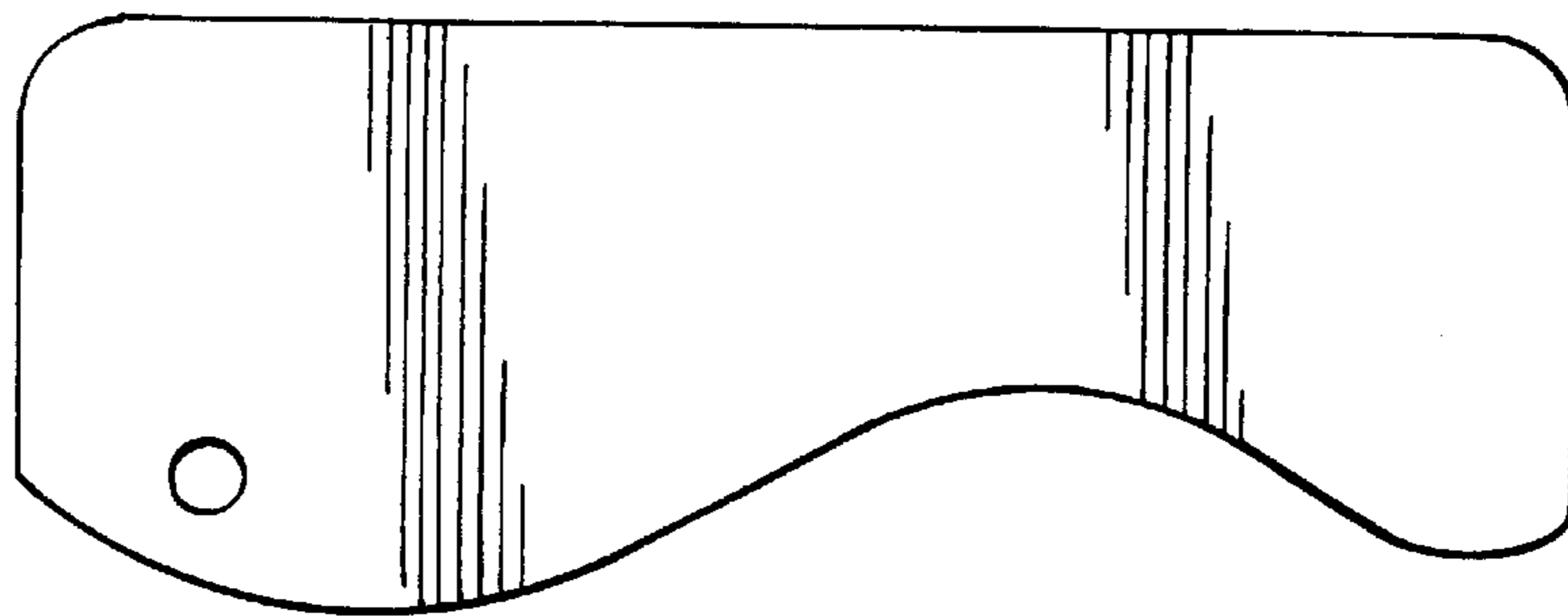


FIG.3



FIG.4



FIG.5

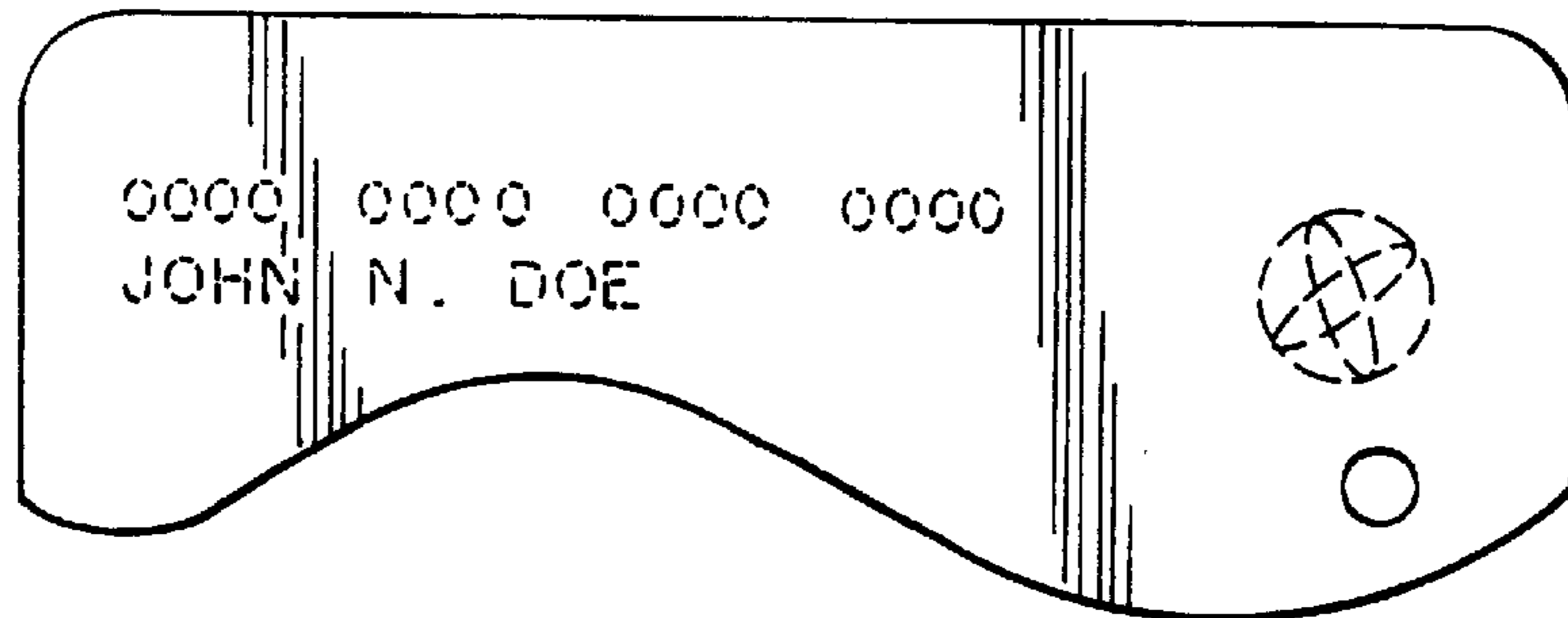


FIG.6

